

**TRANSTECNO**<sup>®</sup>  
the modular gearmotor


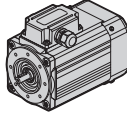

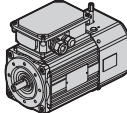

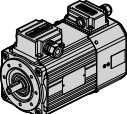

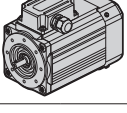
**SM**  
AC Motors



**CE** **UL** **US**  
File E511911





		Indice	Index	Pag. Page
		<b>A</b> Motori elettrici CA SM	AC Electric motors SM	A1
		<b>B</b> Motori elettrici CA autofrenanti SMT..BR	AC Electric motors with brake SMT..BR	B1
		<b>C</b> Motori elettrici CA servoventilati SMT..SV	AC Electric Motors with forced-ventilation SMT..SV	C1
		<b>D</b> Motori elettrici CA SM..UL/CSA	AC Electric motors SM..UL/CSA	D1

Questo catalogo annulla e sostituisce ogni precedente edizione o revisione.  
Ci riserviamo inoltre il diritto di apportare modifiche senza preavviso.  
La versione più aggiornata è disponibile sul sito  
[www.transtecno.com](http://www.transtecno.com)

*This catalogue supersedes any previous edition and revision.  
We reserve the right to implement modifications without notice.  
The most updated version is available on our website  
[www.transtecno.com](http://www.transtecno.com)*



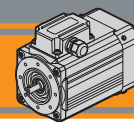




**Motori elettrici asincroni CA**  
**AC asynchronous electric motors**



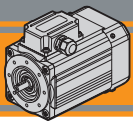




<b>Indice</b>	<b>Index</b>	Pag. Page
Caratteristiche tecniche	<i>Technical features</i>	<b>A2</b>
Designazione	<i>Classification</i>	<b>A3</b>
Simbologia e formule	<i>Symbols and formulas</i>	<b>A3</b>
Dati tecnici motori trifase	<i>Three phase motors technical data</i>	<b>A4</b>
Dati tecnici motori monofase	<i>Single phase motors technical data</i>	<b>A5</b>
Dimensioni motori trifase	<i>Three phase motors dimensions</i>	<b>A6</b>
Dimensioni motori monofase	<i>Single phase motors dimensions</i>	<b>A9</b>
Cava esagonale	<i>Hexagonal socket</i>	<b>A10</b>
Opzione guarnizione CA	<i>Rubber gasket option</i>	<b>A12</b>
Gradi di protezione IP	<i>IP protection rating</i>	<b>A12</b>
Normative di riferimento	<i>Reference standards</i>	<b>A13</b>
Tipo di servizio IEC	<i>IEC duty cycles</i>	<b>A13</b>
Classe di isolamento termico	<i>Insulation class</i>	<b>A14</b>
Serie SM - Funzionamento a 60 Hz	<i>Series SM - 60 Hz line power supply</i>	<b>A14</b>
Tabella pressacavi	<i>Table of cable glands data</i>	<b>A14</b>
Connessioni e collegamenti	<i>Connection diagram</i>	<b>A15</b>
Targhetta	<i>Nameplate</i>	<b>A20</b>

Questa sezione annulla e sostituisce ogni precedente edizione o revisione. Qualora questa sezione non Vi sia giunta in distribuzione controllata, l'aggiornamento dei dati ivi contenuto non è assicurato. **In tal caso la versione più aggiornata è disponibile sul nostro sito internet [www.transtecno.com](http://www.transtecno.com)**

*This section replaces any previous edition and revision. If you obtained this catalogue other than through controlled distribution channels, the most up to date content is not guaranteed. In this case the latest version is available on our web site [www.transtecno.com](http://www.transtecno.com)*



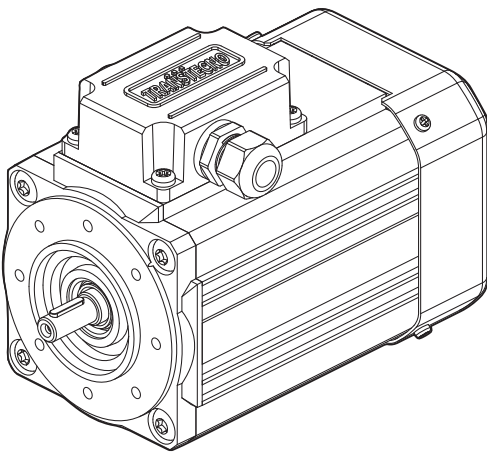
## Caratteristiche tecniche

## Technical characteristics

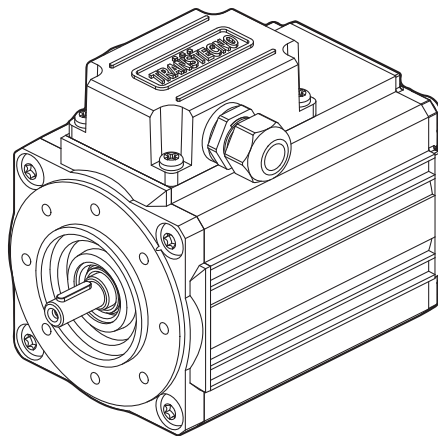
I motori delle serie SMT ed SMM hanno le seguenti caratteristiche principali:

*SMT and SMM motor range has the following main features:*

- Costruzione compatta
- Motorizzazioni in corrente alternata monofase e trifase
- Carcassa estrusa in alluminio anodizzato nero
- Motore elettrico CA con grado di protezione IP66 eccetto il condensatore.
- Rumorosità e vibrazioni contenute
- Isolamento termico di classe F
- Flangia motore IEC B14
- Temperatura ambiente: -20°C / +40°C
- Disponibili sia nella versione ventilata TEFC (servizio S1) che non ventilata TENV (servizio S3)
- Protezioni termiche PTO 150°C per le taglie 56, 63, 71, 80 e 90.
- SMT56, SMT63, SMT71, SMT80 e SMT90 adatti al funzionamento con alimentazione da inverter.
- SMT56, SMT63 e SMT71 disponibili nella classe di rendimento IE2 solo in versione TEFC
- SMT80 e SMT90 conformi alla classe di rendimento IE3.
- Cava esagonale su albero motore lato NDE.
- Condensatore di marcia sempre cablato ad esclusione della taglia SMM50.
- La tolleranza di tensione è  $\pm 10\%$  per tutti i motori ad esclusione della taglia 50 ( $\pm 5\%$ ).
- Disponibili nelle versioni autofrenante, servovenilata e con certificazione UL/CSA.
- Compact design
- AC single phase and three phase motors available
- Black anodized extruded aluminium housing
- AC electric motor in IP66 protection Standard, except capacitor
- Low noise and vibrations
- Class F insulation Standard
- Motor flange IEC B14
- Ambient temperature: -20°C / +40°C
- Fan cooled TEFC (duty S1) and not ventilated TENV (duty S3) versions available
- PTO 150°C thermal protection for motor sizes 56, 63, 71, 80 and 90.
- SMT56, SMT63, SMT71, SMT80 and SMT90 are suitable to be driven by inverter.
- SMT56, SMT63 and SMT71 are available in the efficiency class IE2 for TEFC version only.
- SMT80 and SMT90 in compliance to the Standard efficiency class IE3
- Motor shaft hexagon socket on the NDE side.
- Running capacitor always connected, except for SMM50.
- The voltage tolerance is  $\pm 10\%$  for all motors, except for size 50 ( $\pm 5\%$ ).
- Brake motors, forced ventilation motors and UL/CSA compliance versions available.

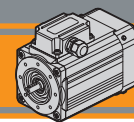


**SM .. TEFC**



**SM .. TENV**













Designazione

Classification

SM

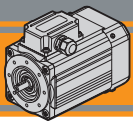
MOTORE TRIFASE / THREE PHASE MOTOR									
SMT	63	2	4	0.18 kW	B14	230-400 V	50 Hz	TEFC	BR
Tipo Type	Grandezza Size	Indicativo potenza Power coefficient	Poli Poles	Potenza Power	Forma costruttiva Version	Tensione Voltage	Frequenza Frequency	Ventilazione Fan cooling	Opzioni Options
<b>SMT</b>  	Vedi tabelle See tables	<b>1-2-3-4-5</b>	<b>4</b>	<b>0.04 kW</b> ... <b>2.2 kW</b>	<b>B14</b>	<b>230-400 V</b>  <b>460V</b>	<b>50Hz</b>  <b>60Hz</b>	<b>TEFC</b>  <b>TENV</b>	<b>BR</b> →   <b>SV</b> →   <b>UL-CSA</b> → 

MOTORE MONOFASE / SINGLE PHASE MOTOR									
SMM	63	2	4	0.18 kW	B14	230 V	50 Hz	TEFC	-
Tipo Type	Grandezza Size	Indicativo potenza Power coefficient	Poli Poles	Potenza Power	Forma costruttiva Version	Tensione Voltage	Frequenza Frequency	Ventilazione Fan cooling	Opzioni Options
<b>SMM</b>  	Vedi tabelle See tables	<b>1-2-3-4</b>	<b>4</b>	<b>0.04 kW</b> ... <b>0.75 kW</b>	<b>B14</b>	<b>230V</b>  115V (UL-CSA)	<b>50Hz</b>	<b>TEFC</b>  <b>TENV</b>	<b>UL-CSA</b> → 

Simbologia e formule

Symbols and formulas

$P_n$	[kW]	Potenza nominale	Rated power
$I_n$	[A]	Corrente nominale (a 400V)	Rated current (at 400V)
$M_n$	[Nm]	Coppia nominale	Rated torque
$n_n$	[rpm]	Velocità nominale	Rated speed
$M_s / M_n$		Rapporto coppia spunto / coppia nominale	Ratio start torque / rated torque
$M_k / M_n$		Rapporto coppia massima / coppia nominale	Ratio max torque / rated torque
$I_s / I_n$		Rapporto corrente di spunto / corrente nominale	Ratio start current / rated current
$\cos\varphi$		Fattore di potenza al carico nominale	Power factor at rated torque load
$\eta$		Rendimento al carico nominale	Efficiency at rated torque load
Potenza Power	[HP]	Potenza [kW] x 1.341	Power [kW] x 1.341
Potenza resa $P_n$ output power	[kW]	Potenza assorbita x $\eta$	Absorbed power x $\eta$
Pot. assorbita Absorbed power	[kW]	$\frac{\sqrt{3} \times I \times \cos\varphi}{1000}$ (monofase)	$\frac{\sqrt{3} \times I \times \cos\varphi}{1000}$ (singlephase)
		$\frac{\sqrt{3} \times I \times \sqrt{3} \times \cos\varphi}{1000}$ (trifase)	$\frac{\sqrt{3} \times I \times \sqrt{3} \times \cos\varphi}{1000}$ (threephase)
$I_n$ (230 V)		$I_n$ (400 V) x $\sqrt{3}$	$I_n$ (400 V) x $\sqrt{3}$

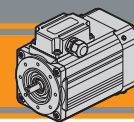


**SMT** Motori trifase / **SMT** Three phase motors

(230-400 V / 50 Hz) poli / poles **4**

	TAGLIA SIZE	P <sub>n</sub> [kW]	M <sub>n</sub> [Nm]	n <sub>n</sub> [min <sup>-1</sup> ]	I <sub>n</sub> (400V) [A]	η %	cosφ	M <sub>s</sub> /M <sub>n</sub>	I <sub>s</sub> /I <sub>n</sub>	M <sub>k</sub> /M <sub>n</sub>	PTO [°C]	Servizio Duty TEFC	Servizio Duty TENV
	5014	0.04	0.30	1290	0.25	34.0	0.68	1.65	1.75	1.70	-	S1	S3 30%
	5024	0.06	0.44	1300	0.35	35.7	0.69	1.55	1.80	1.60			
	5034	0.09	0.65	1315	0.54	38.0	0.64	1.80	2.00	1.85			
	5044	0.12	0.87	1315	0.64	43.0	0.63	1.80	2.00	1.80		S3 75%	
	5624	0.09	0.64	1345	0.45	46.5	0.62	2.50	2.40	2.70	PTO 150°	S1	S3 50%
	5634	0.12	0.89	1300	0.45	52.0	0.74	1.90	2.40	1.90		S3 75%	
<b>IE2</b>	5634 IE2	0.12	0.84	1360	0.48	59.1	0.61	2.70	2.90	2.70		S1	-
	5644	0.18	1.26	1360	0.69	59.0	0.65	2.50	3.00	2.60		S3 75%	S3 50%
	5654	0.25	1.80	1330	0.93	59.0	0.66	2.50	2.80	2.60			
	6324	0.18	1.26	1360	0.69	57.0	0.66	2.50	2.90	2.50		S1	-
<b>IE2</b>	6324 IE2	0.18	1.27	1360	0.65	64.7	0.62	2.50	2.90	2.50			
	6334	0.25	1.74	1375	0.94	62.0	0.64	2.80	3.00	2.80		S3 75%	S3 50%
<b>IE2</b>	6334 IE2	0.25	1.72	1390	0.88	68.5	0.60	3.20	3.50	3.20		S1	-
	6344	0.37	2.60	1360	1.24	65.3	0.66	2.70	3.00	2.70		S3 75%	S3 50% S3 45%
	7124	0.37	2.52	1400	1.10	67.9	0.72	2.75	4.20	2.75			
<b>IE2</b>	7124 IE2	0.37	2.48	1425	1.05	72.7	0.70	2.80	4.90	2.90		S1	-
	7134	0.55	3.76	1395	1.55	70.2	0.73	2.90	4.40	2.90		S3 75%	S3 45%
<b>IE2</b>	7134 IE2	0.55	3.70	1420	1.56	77.1	0.66	3.40	5.20	3.40			
	7144	0.75	5.09	1405	2.00	74.0	0.73	2.90	5.00	2.90		S3 75%	S3 45%
<b>IE3</b>	8024 IE3	0.75	4.96	1440	1.94	82.5	0.68	3.60	6.00	3.70		S1	S3 70% S3 75%
	8034 IE3	1.1	7.25	1450	2.91	84.1	0.65	4.00	6.80	4.40			
	9024 IE3	1.5	10.0	1430	3.48	85.3	0.73	3.20	6.30	3.50			
	9034 IE3	2.2	14.9	1410	4.68	86.7	0.79	3.00	6.20	3.30			





Dati tecnici motori monofase

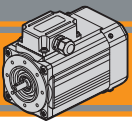
Single phase motors technical data

SMM Motori monofase / SMM Single phase motors

(230 V / 50 Hz) poli / poles 4

SM

TAGLIA SIZE	P <sub>n</sub> [kW]	M <sub>n</sub> [Nm]	n <sub>n</sub> [min <sup>-1</sup> ]	I <sub>n</sub> (230V) [A]	η %	cosφ	M <sub>s</sub> /M <sub>n</sub>	I <sub>s</sub> /I <sub>n</sub>	M <sub>k</sub> /M <sub>n</sub>	Cond/cap [μF]	PTO [°C]	Servizio Duty TEFC	Servizio Duty TENV
5014	0.04	0.27	1390	0.60	33.4	0.88	0.74	1.60	1.55	8.0	-	S1	S3 30%
5024	0.06	0.42	1380	0.89	34.3	0.85	0.76	1.70	1.50	12.0			
5034	0.09	0.63	1375	1.10	40.0	0.89	0.80	1.70	1.45	16.0	PTO 150°	S3 75%	S3 50%
5624	0.09	0.63	1370	0.82	48.6	0.98	0.72	1.70	1.45	6.3			
5634	0.12	0.83	1380	1.06	50.3	0.98	0.75	2.10	1.65	9.0			
5644	0.18	1.25	1375	1.50	53.8	0.97	0.70	2.20	1.58	12.5			
6324	0.18	1.33	1290	1.50	54.5	0.97	1.00	1.80	1.45	12.0			
6334	0.25	1.85	1290	1.95	56.8	0.98	0.93	1.90	1.50	16.0			
7124	0.37	2.72	1300	2.78	58.6	0.99	0.77	2.00	1.35	20.0			
7134	0.55	3.95	1330	3.54	68.9	0.98	0.66	2.40	1.40	25.0			
8024	0.75	5.31	1350	4.93	67.4	0.98	0.67	2.50	1.54	35.0		S3 45%	
													S3 40%

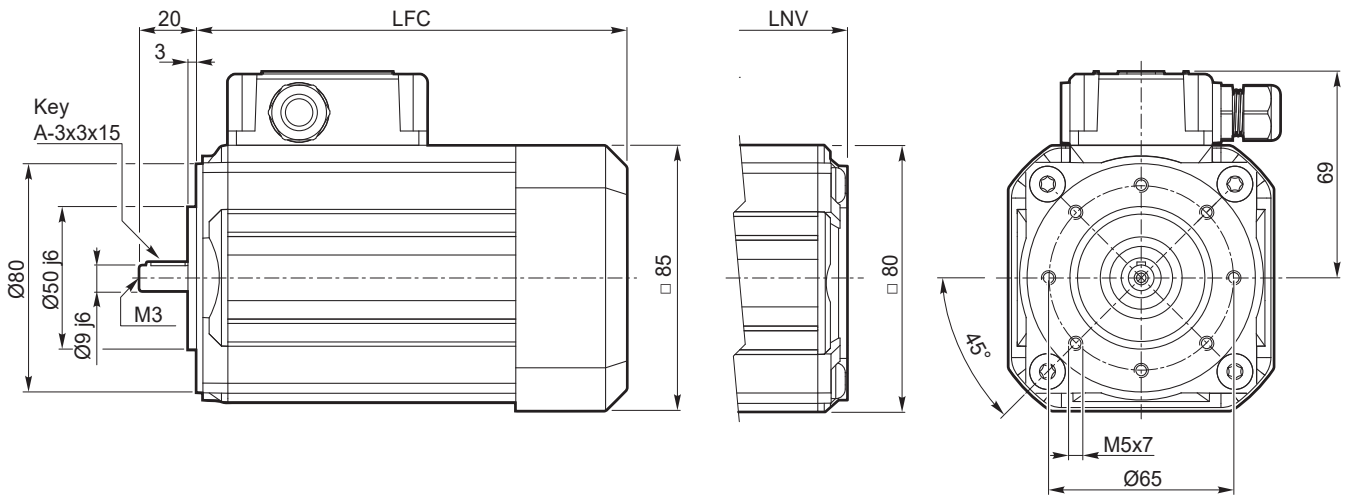


**Dimensioni motori trifase**

**Three phase motors dimensions**

3~

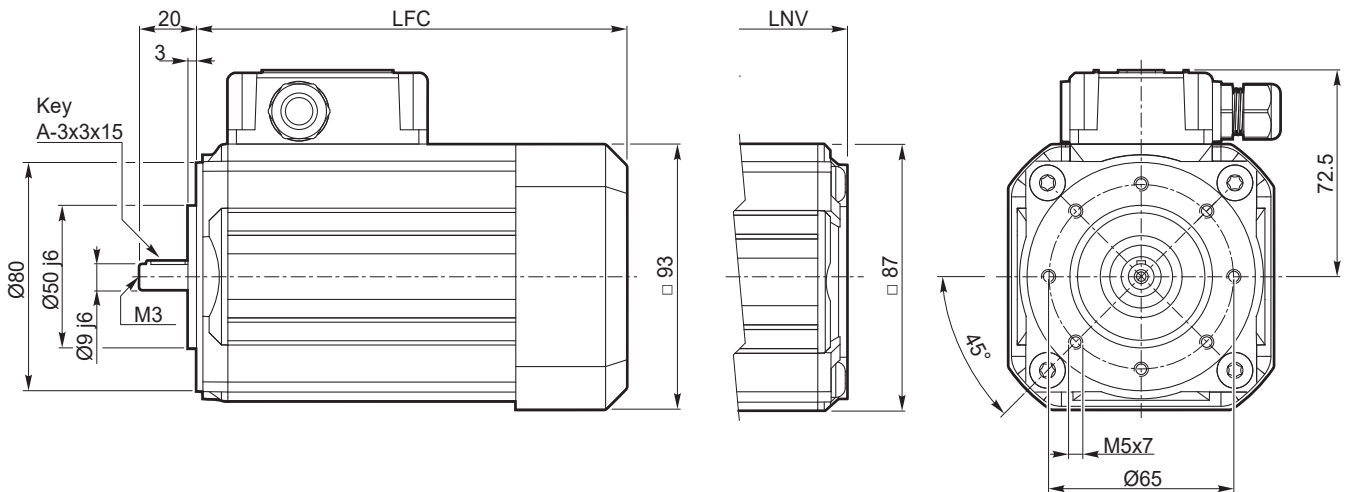
**SMT50.. - B14 - TEFC / TENV**



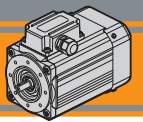
SMT	... TEFC		... TENV	
	LFC	kg	LNV	kg
5014	135.5	2.3	108.5	2.2
5024	150.5	2.7	123.5	2.6
5034	175.5	3.5	148.5	3.4
5044	200.5	4.2	173.5	4.1

3~

**SMT56.. - B14 - TEFC / TENV**



SMT	... TEFC		... TENV	
	LFC	kg	LNV	kg
5624	141	2.9	117	2.8
5634	151	3.2	127	3.1
5634 IE2	171	3.8	-	-
5644	186	4.4	162	4.3
5654	206	5.1	182	5.0



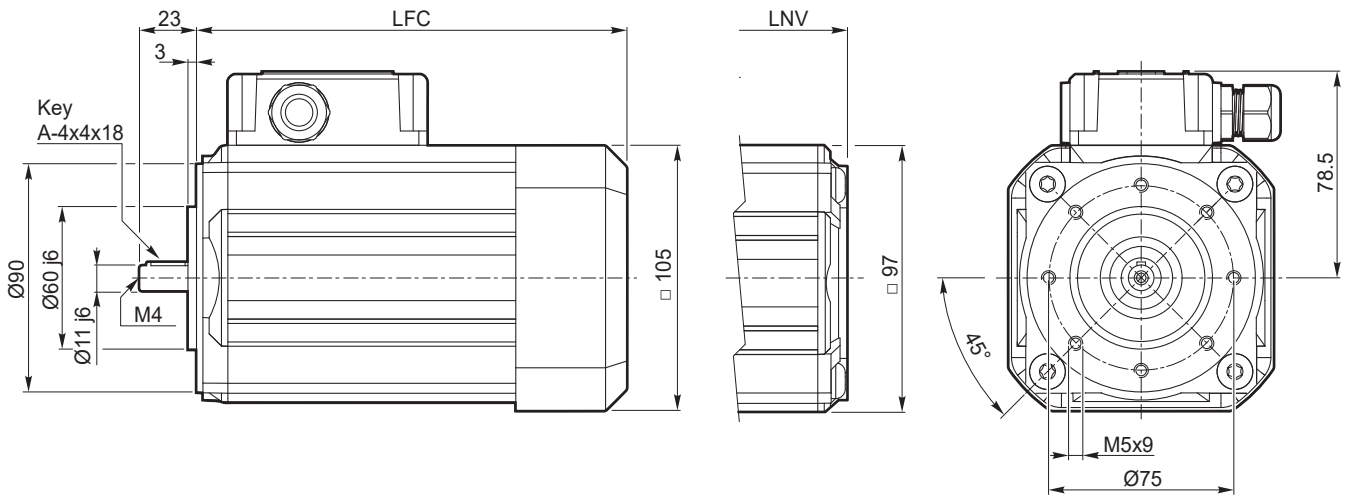
Dimensioni motori trifase

Three phase motors dimensions

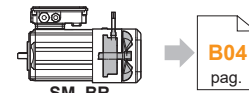
SM

3~

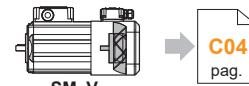
SMT63.. - B14 - TEFC / TENV



SMT	... TEFC		... TENV	
	LFC	Kg	LNV	Kg
6324	165.5	4.3	138.5	4.2
6324 IE2	180.5	4.9	-	-
6334	180.5	5.0	153.5	4.9
6334 IE2	205.5	6.1	-	-
6344	205.5	6.2	178.5	6.1



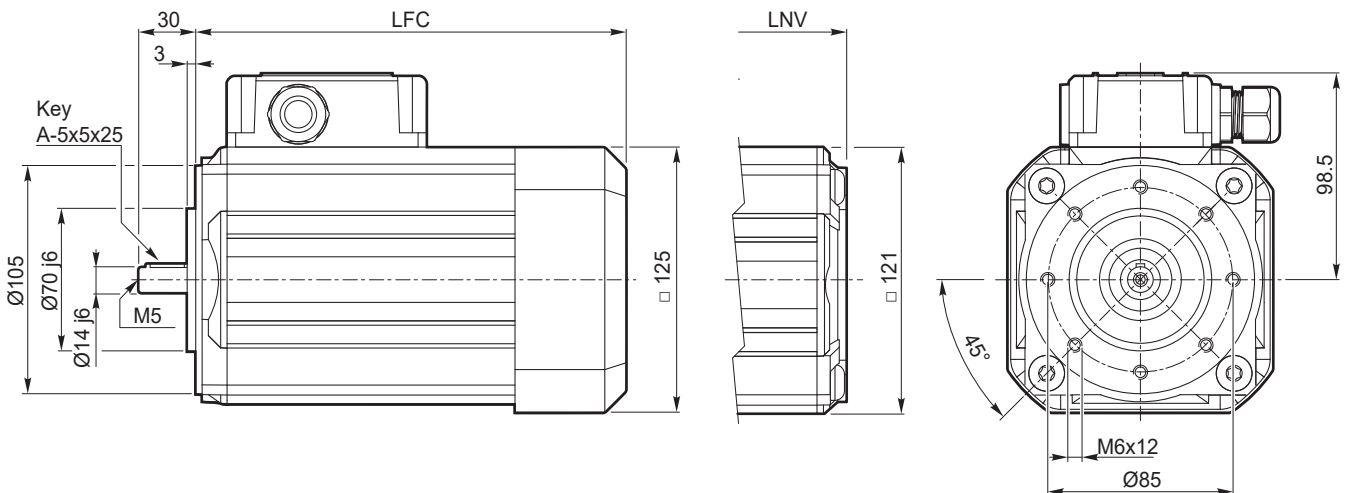
**SM.BR..**  
Motori autofrenanti  
Brake motors



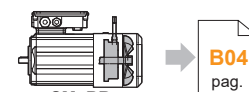
**SM.V..**  
Motori servoventilati  
Motors with forced-ventilation

3~

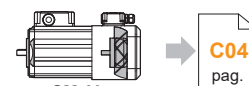
SMT71.. - B14 - TEFC / TENV



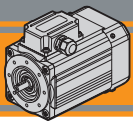
SMT	... TEFC		... TENV	
	LFC	Kg	LNV	Kg
7124	174	6.6	145.5	6.4
7124 IE2	189	7.5	-	-
7134	189	7.7	160.5	7.5
7134 IE2	214	9.2	-	-
7144	214	9.4	185.5	9.2



**SM.BR..**  
Motori autofrenanti  
Brake motors



**SM.V..**  
Motori servoventilati  
Motors with forced-ventilation

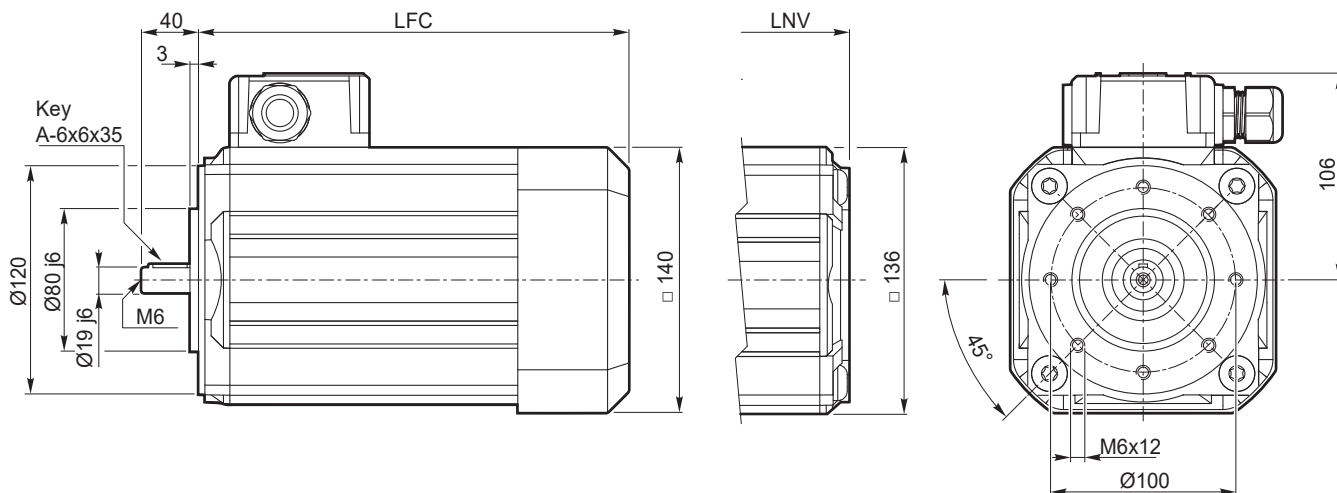


**Dimensioni motori trifase**

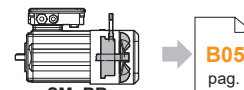
**Three phase motors dimensions**

3~

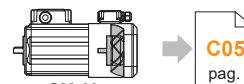
**SMT80.. - B14 - TEFC / TENV**



SMT	... TEFC		... TENV	
	LFC	kg	LNV	kg
8024	233	11.8	196	11.5
8034	283	16.8	246	16.5



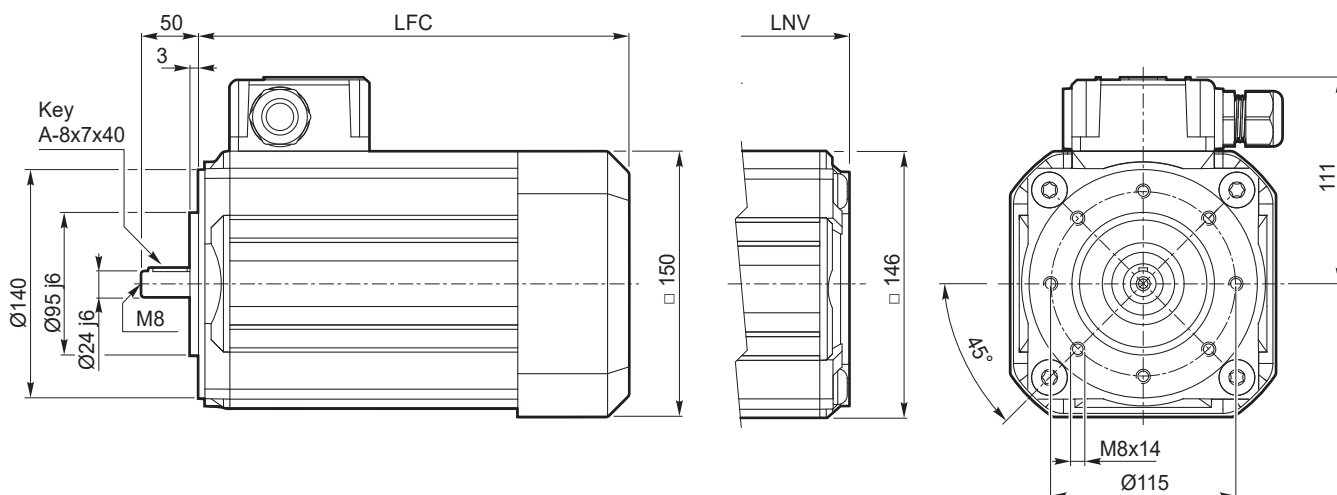
**SM..BR..**  
Motori autofrenanti  
Brake motors



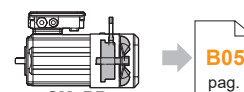
**SM..V..**  
Motori servoventilati  
Motors with forced-ventilation

3~

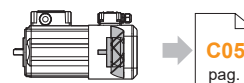
**SMT90.. - B14 - TEFC / TENV**




SMT	... TEFC		... TENV	
	LFC	kg	LNV	kg
9024	283	18.2	246	17.9
9034	313	21.5	276	21.2



**SM..BR..**  
Motori autofrenanti  
Brake motors



**SM..V..**  
Motori servoventilati  
Motors with forced-ventilation



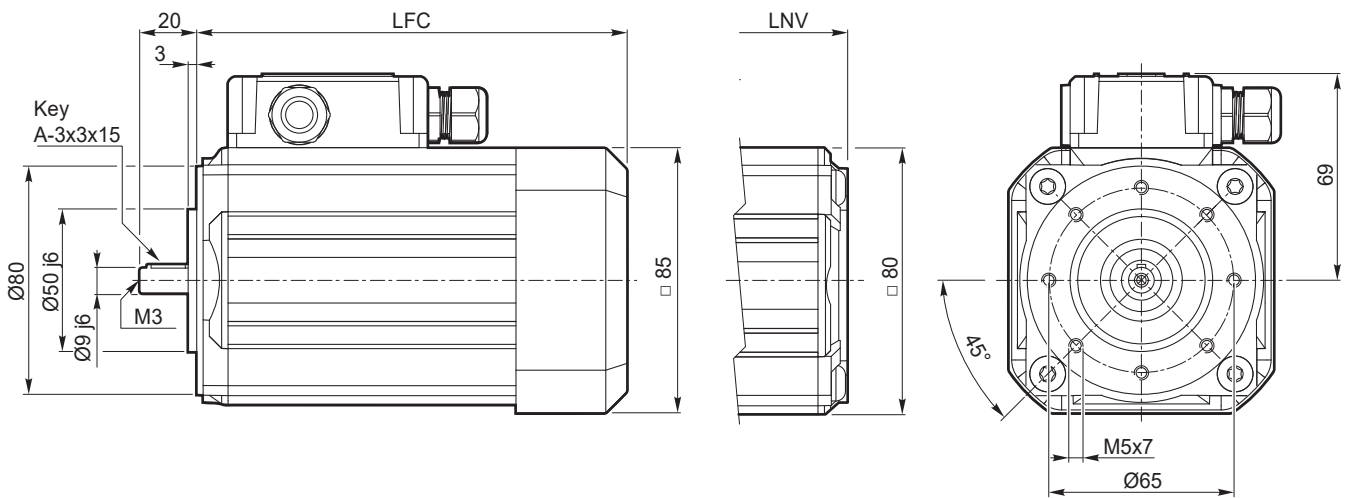
Dimensioni motori monofase

Single phase motors dimensions

SM

1 ~

SMM50.. - B14 - TEFC / TENV



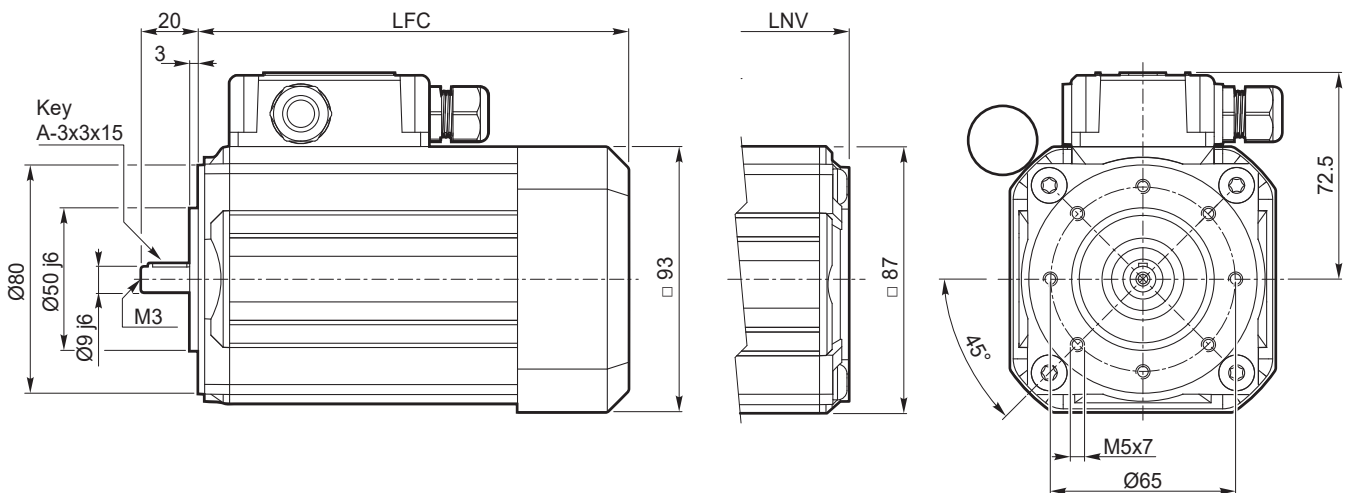
SMM	... TEFC		... TENV	
	LFC	kg	LNV	kg
5014	150.5	2.7	123.5	2.6
5024	175.5	3.5	148.5	3.4
5034	200.5	4.2	173.5	4.1

**Nota:**  
il condensatore sarà fornito a corredo

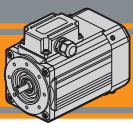
**Note:**  
the capacitor will be supplied separately

1 ~

SMM56.. - B14 - TEFC / TENV

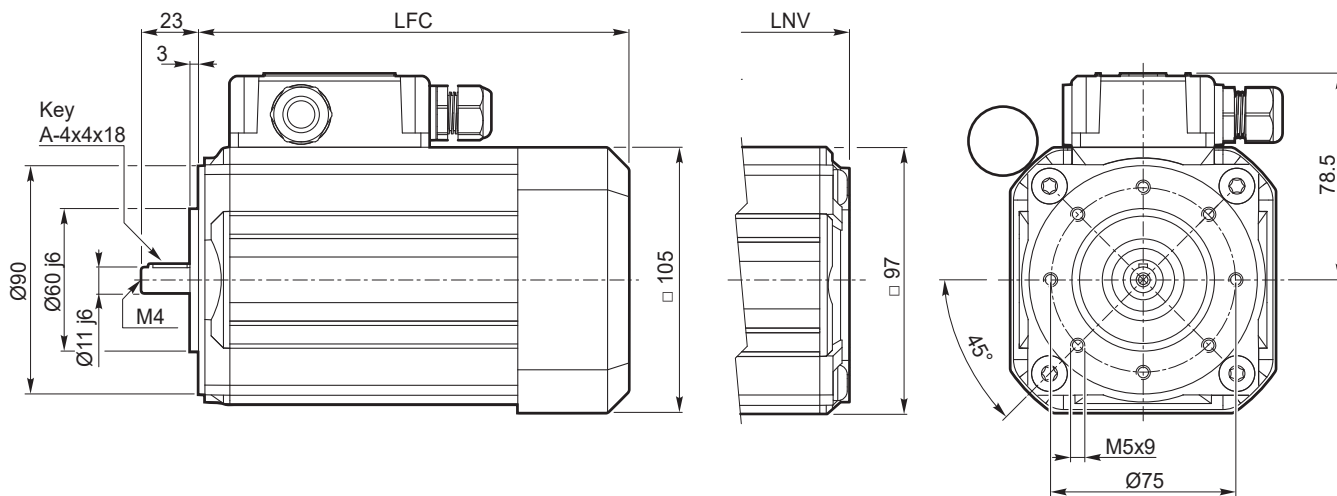


SMM	... TEFC		... TENV	
	LFC	kg	LNV	kg
5624	151	3.3	127	3.2
5634	171	3.9	147	3.8
5644	206	5.0	182	4.9



1 ~

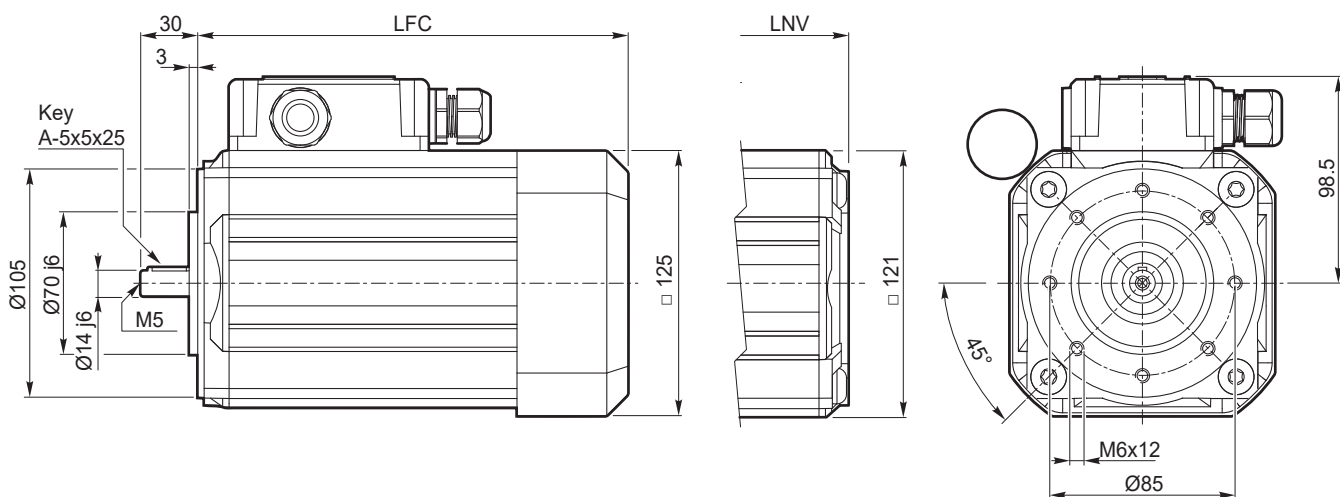
**SMM63.. - B14 - TEFC / TENV**



SMM	... TEFC		... TENV	
	LFC	Kg	LNV	Kg
6324	180.5	5.1	153.5	5.0
6334	205.5	6.2	178.5	6.1


1 ~

**SMM71.. - B14 - TEFC / TENV**



SMM	... TEFC		... TENV	
	LFC	Kg	LNV	Kg
7124	189	7.3	160.5	7.1
7134	214	9.2	185.5	9.0





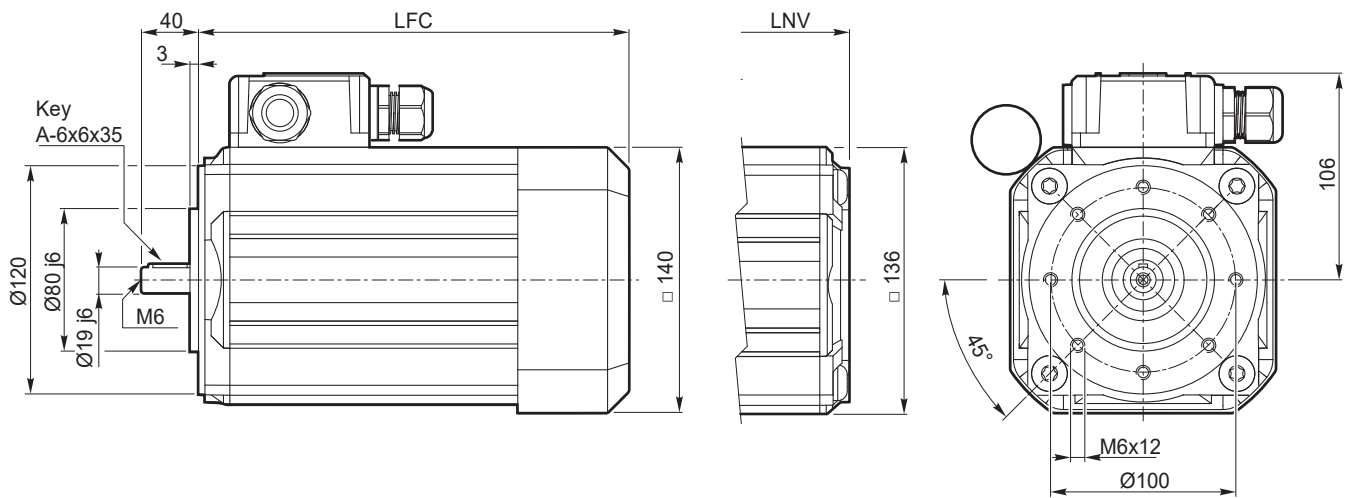
Dimensioni motori monofase

Single phase motors dimensions

SM

1 ~

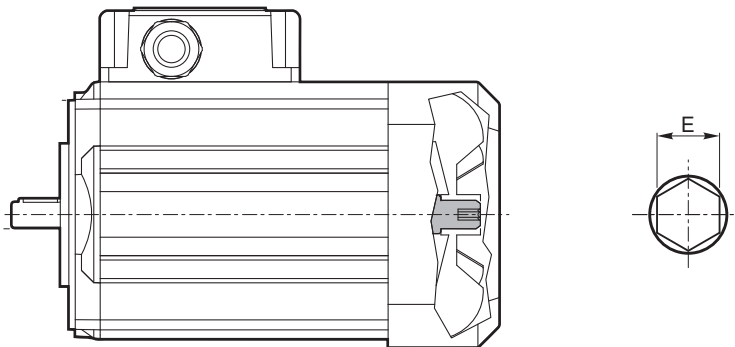
SMM80.. - B14 - TEFC / TENV



SMM	... TEFC		... TENV	
	LFC	kg	LNV	kg
8024	233	11.8	196	11.5

Cava esagonale

Hexagonal socket



Esagono / Hexagon

SM..	E
50	4
56	
63	
71	6
80	
90	

Nota:

Installare a monte dell'alimentazione un dispositivo che assicuri la disconnessione della rete onnipolare, durante le operazioni di rotazione manuale è obbligatorio l'utilizzo di tale sezionatore.


Il quadro elettrico del motore deve essere lucchettabile al fine di evitare il riarmo non previsto alla rete elettrica.

E' severamente vietata la messa in servizio del motore elettrico senza copriventola opportunamente montata.

Note:

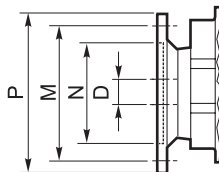
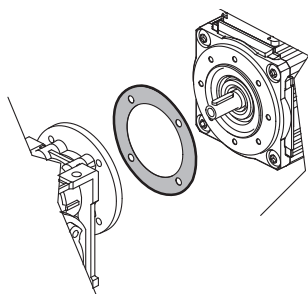
An omnipolar cut-off device must be fitted upstream of the power supply; the use of this device is mandatory during manual rotation operations.

The switchgear for the motor must be padlockable in order to prevent the power supply from being accidentally reset. It is strictly prohibited to put the electric motor into service if the fan cover is not fitted.



**Opzione guarnizione CA**

**Rubber gasket option**



Dimensioni IEC / IEC Dimensions					
	56 B14	63 B14	71 B14	80 B14	90 B14
<b>N</b>	50	60	70	80	95
<b>M</b>	65	75	85	100	115
<b>P</b>	80	90	105	120	140
<b>D</b>	9	11	14	19	24

**Grado di protezione IP**

**IP protection rating**

Indica il grado di isolamento meccanico del corpo motore.

1ª cifra protezione alla penetrazione di corpi solidi.

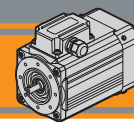
2ª cifra protezione contro la penetrazione d'acqua.

IP protection rating indicates the degree of mechanical insulation of the motor casing.

The 1<sup>st</sup> figure indicates the level of protection against the intrusion of solid matter.

The 2<sup>nd</sup> figure indicates to which degree the motor is waterproof.

IP		Definizione / Description	IP		Definizione / Description
<b>0</b>		Non protetto / No protection	<b>0</b>		Non protetto / No protection
<b>1</b>	 Ø 50 mm	Protetto da corpi solidi superiori a Ø 50 mm. Protected against solid matter (over Ø 50 mm).	<b>1</b>		Protetto contro la caduta verticale di gocce d'acqua. Protected against drops of water falling vertically.
<b>2</b>	 Ø 12 mm	Protetto da corpi solidi superiori a Ø 12 mm. Protected against solid matter (over Ø 12 mm).	<b>2</b>	 15°	Protetto contro la caduta verticale di gocce d'acqua con inclinazione max di 15°. Protected against drops of water falling up to 15°.
<b>3</b>	 Ø 2.5 mm	Protetto da corpi solidi superiori a Ø 2.5 mm. Protected against solid matter (over Ø 2.5 mm).	<b>3</b>	 60°	Protetto contro la pioggia. Rain proof.
<b>4</b>	 Ø 1 mm	Protetto da corpi solidi superiori a Ø1 mm. Protected against solid matter (over Ø1 mm).	<b>4</b>		Protetto contro gli spruzzi. Splash proof.
<b>5</b>		Protetto contro la polvere. Dust protected.	<b>5</b>		Protetto contro getti d'acqua. Water jet proof.
<b>6</b>		Totalmente protetto contro la polvere. Fully dust tight.	<b>6</b>		Protetto dalle ondate. Waveproof.
<b>7</b>		N.A.	<b>7</b>		Protetto contro immersione. Immersion up to 1 metre.
<b>8</b>		N.A.	<b>8</b>		Protetto contro immersione/sommersione prolungata. Immersion beyond 1 metre.



Normative di riferimento

Reference Standards

	Europe EN	World IEC	Italy CEI
Requisiti generali per macchine elettriche <i>General requirements electrical machines</i>	EN 60034-1:2010	IEC 60034-1:2010	CEI EN 60034-1:2010
Classificazione del grado di protezione <i>Classification degree of protection provided by enclosures</i>	EN 60034-5:2001	IEC 60034-5:2001	CEI EN 60034-5:2001
Sistema di raffreddamento <i>Cooling system</i>	EN 60034-6:1993	IEC 60034-6:1993	CEI EN 60034-6:1993
Modalità di montaggio <i>Mounting arrangements</i>	EN 60034-7:1993	IEC 60034-7:1993	CEI EN 60034-7:1993

SM

Tipi di servizi IEC

IEC duty cycles

Il servizio di un motore indica il tipo di utilizzo e la gravosità del ciclo di lavoro.

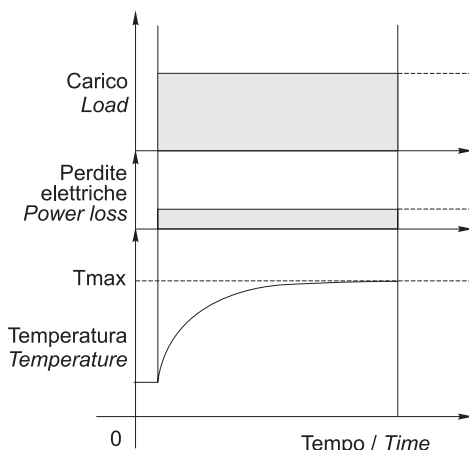
The duty cycle of a motor indicates its use and running cycle.

Grafico servizi più comuni

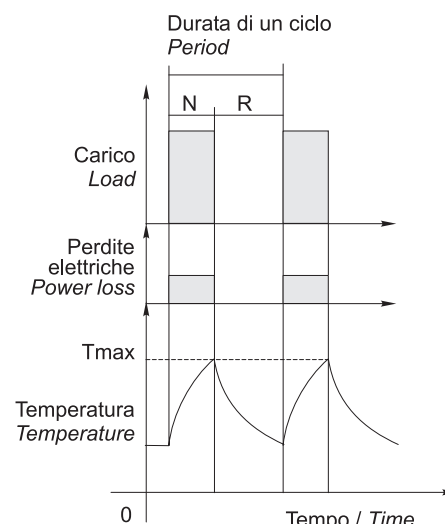
Most common duty cycles diagram

N = funzionamento / run  
R = riposo / rest

S1

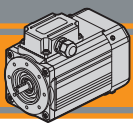


S2/S3



NOTA: Lo stesso motore può essere usato per cicli e servizi diversi, con l'unica limitazione che la temperatura interna non superi mai la Tmax stabilita dalla classe di isolamento termico del motore.

NOTE: The same motor can run under all duty services, limitation is due to internal temperature that must not override Tmax stated by motor thermal class.



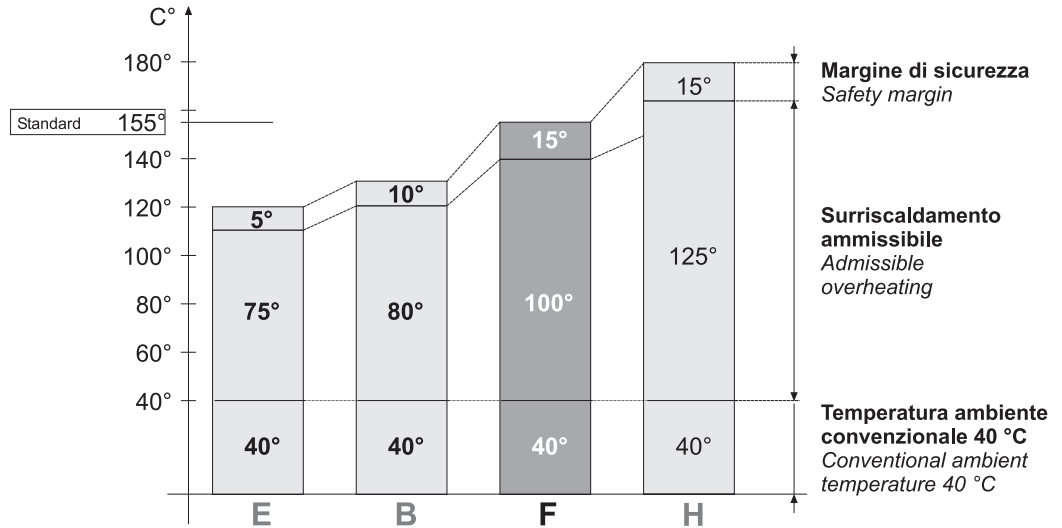
**Classe di isolamento termico**

**Insulation class**

La classe termica indica il grado di resistenza alla temperatura interna, nel punto più caldo (avvolgimenti). Isolamento termico classe F.

Thermal insulation class indicates the level of thermal protection measured at the hottest point inside the motor (windings). Thermal insulation class F.

Classe Class	Massima temperatura interna Max. windings temp.
E	120°C
B	130°C
F	155°C
H	180°C




**Serie SM - Funzionamento in ambiente 60 Hz**

**Series SM - 60 Hz line power supply**

Velocità, coppia e potenza nominale nel funzionamento a 60 Hz varieranno come da tabella:

Speed, torque and rated power in 60 Hz operation is shown in the following table:

	50 Hz	60 Hz
<b>400 V</b>	Vedi dati tecnici / see technical data 	Velocità / speed ≈ + 20% Coppia / torque ≈ -20% Potenza / power ≈ invariata / the same
<b>480 V</b>	Non permesso / not allowed	Velocità / speed ≈ + 20% Coppia / torque ≈ invariata / the same Potenza / power ≈ + 20%

**Tabella pressacavi**


**Table of cable glands data**

**Serie SMT / SMT Series**

TAGLIA SIZE	Pressacavo Cable gland
50 / 56 / 63	M16x1.5
71 / 80 / 90	M20x1.5

**Serie SMM / SMM Series**

TAGLIA SIZE	Pressacavo Cable gland
50 / 56 / 63	2 x M16x1.5
71 / 80	M20x1.5 + M16x1.5

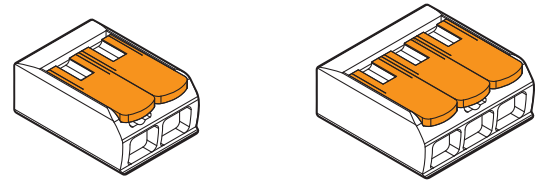



Connessioni e collegamenti

Connection diagram

Riferimenti

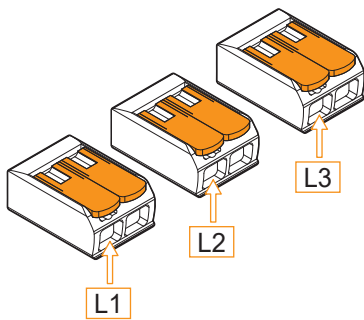
References



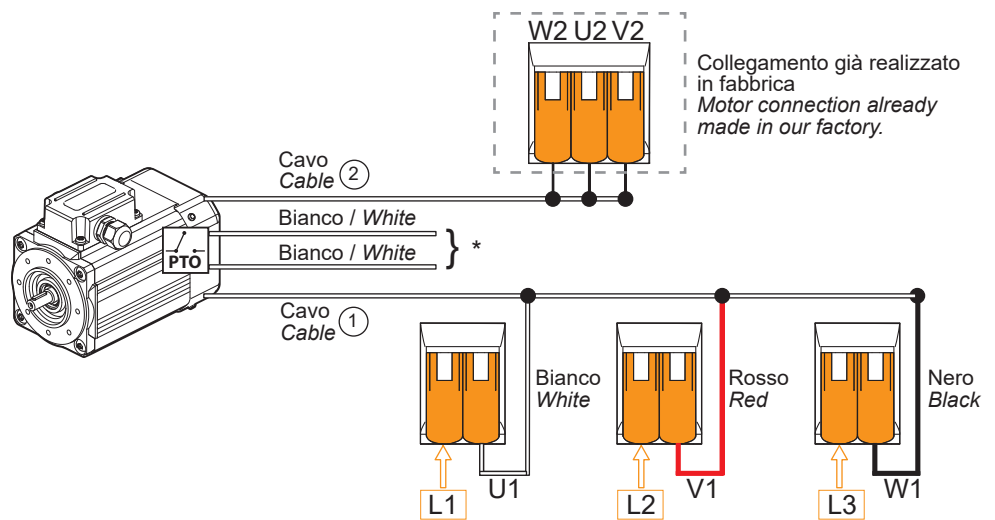
Morsetto di collegamento a leva a 2 e 3 poli  
Splicing connector with lever 2- and 3-pin.

400/460 V - Trifase / three phase

Collegamento a stella / Star connection



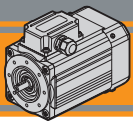
Morsetti a levetta liberi per alimentazione motore  
Splicing connector with free-lever for the motor power source



\*: collegamento al circuito di comando del motore a cura del cliente. Per ragioni di sicurezza è sconsigliato il collegamento in serie. Se necessario contattare il Servizio Tecnico Transtecno. PTO disponibile per taglie 56, 63, 71, 80, 90.

\*: motor supply connection by the customer. For safety reason Transtecno advises against PTO connected in series. If needed, contact Transtecno Technical Service. PTO is available for sizes 56, 63, 71, 80, 90.

SM

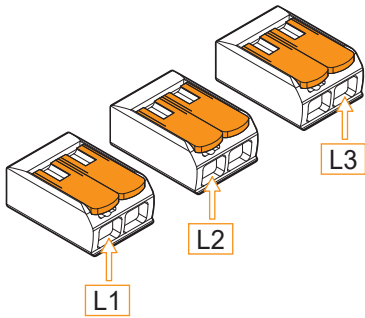


**Connessioni e collegamenti**

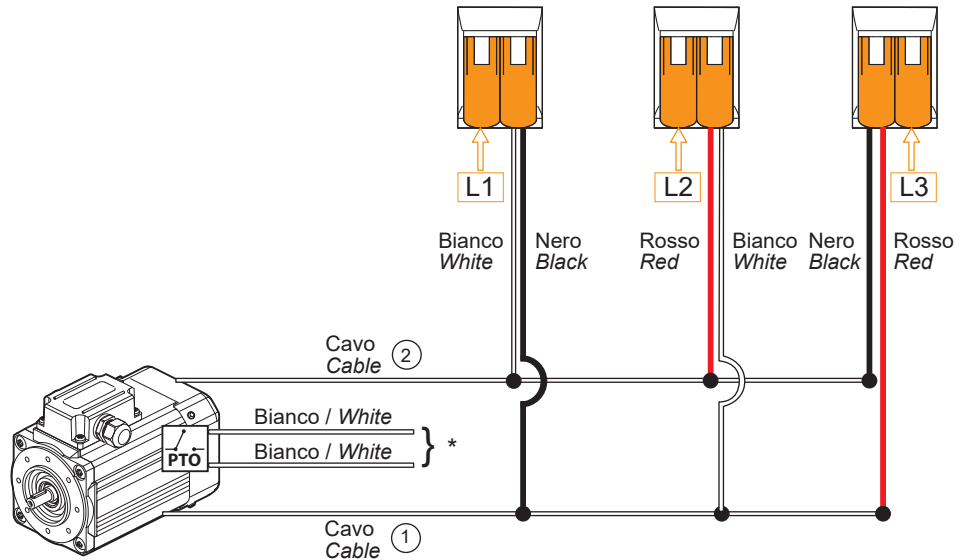
**Connection diagram**

**230 V - Trifase / Three phase**

**Collegamento a triangolo / Delta connection**



Morsetti a levetta liberi per alimentazione motore  
*Splicing connector with free-lever for the motor power source*



\*: collegamento al circuito di comando del motore a cura del cliente. Per ragioni di sicurezza è sconsigliato il collegamento in serie. Se necessario contattare il Servizio Tecnico Transtecno. PTO disponibile per taglie 56, 63, 71, 80, 90.

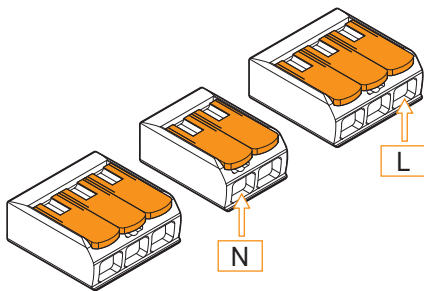
\*: motor supply connection by the customer. For safety reason Transtecno advises against PTO connected in series. If needed, contact Transtecno Technical Service. PTO is available for sizes 56, 63, 71, 80, 90.

I motori della serie SM sono forniti in collegamento a stella, lo schema di collegamento a triangolo sopra riportato fornisce una chiara indicazione delle modifiche che il cliente può apportare in autonomia. Se necessario contattare il Servizio Tecnico Transtecno.

*The SM series is supplied in star connection, the delta connection diagram shown above provides a clear indication of the modification that the customer can make independently. If needed, contact Transtecno Technical Service.*

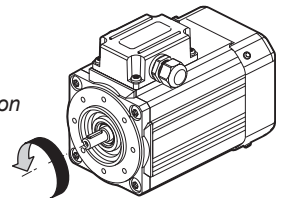
**230 V - Monofase / Single phase**

**Monofase SMM 50... / Single phase SMM 50...**

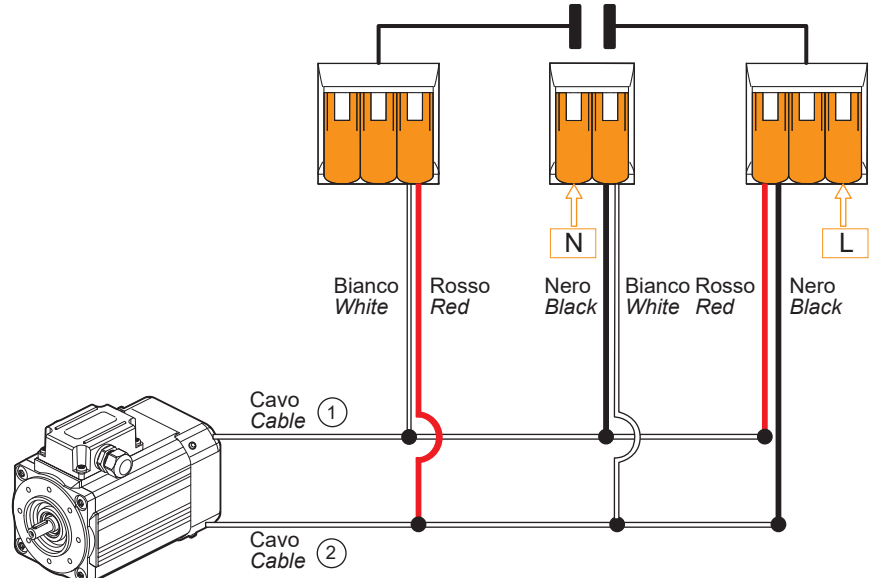


Morsetti a levetta liberi per alimentazione motore  
*Splicing connector with free-lever for the motor power source*

Senso di rotazione antiorario  
*Counter-clockwise direction of rotation*




CONDENSATORE (1)  
CAPACITOR (1)



(1): il condensatore sarà fornito a corredo.

(1): the capacitor will be supplied separately.



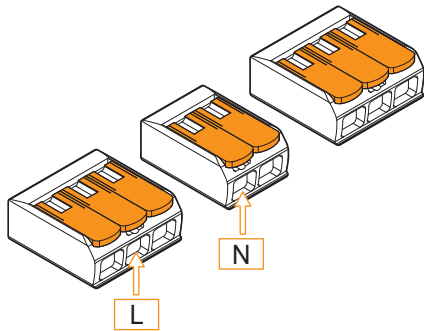


Connessioni e collegamenti

Connection diagram

**230 V - Monofase / Single phase**

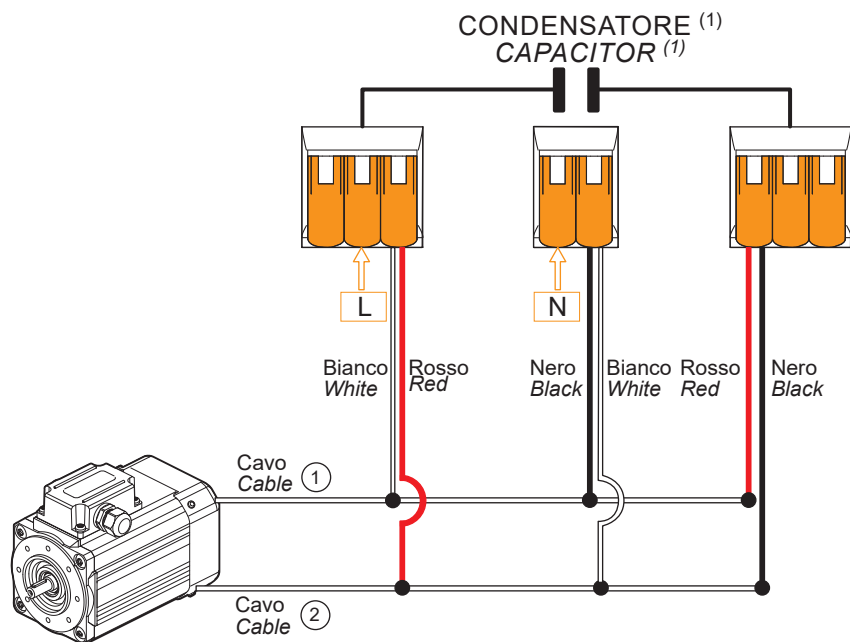
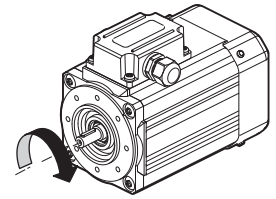
Monofase SMM 50... / Single phase SMM 50...



Morsetti a levetta liberi per alimentazione motore  
*Splicing connector with free-lever for the motor power source*

(1): il condensatore sarà fornito a corredo.  
*(1): the capacitor will be supplied separately.*

Senso di rotazione orario  
*Clockwise direction of rotation*



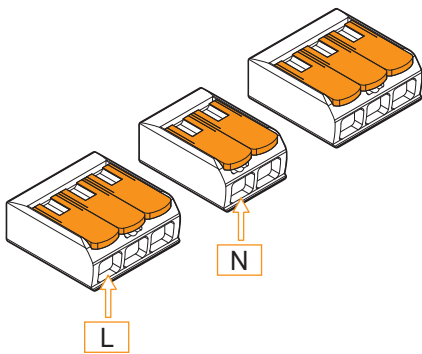


**Connessioni e collegamenti**

**Connection diagram**

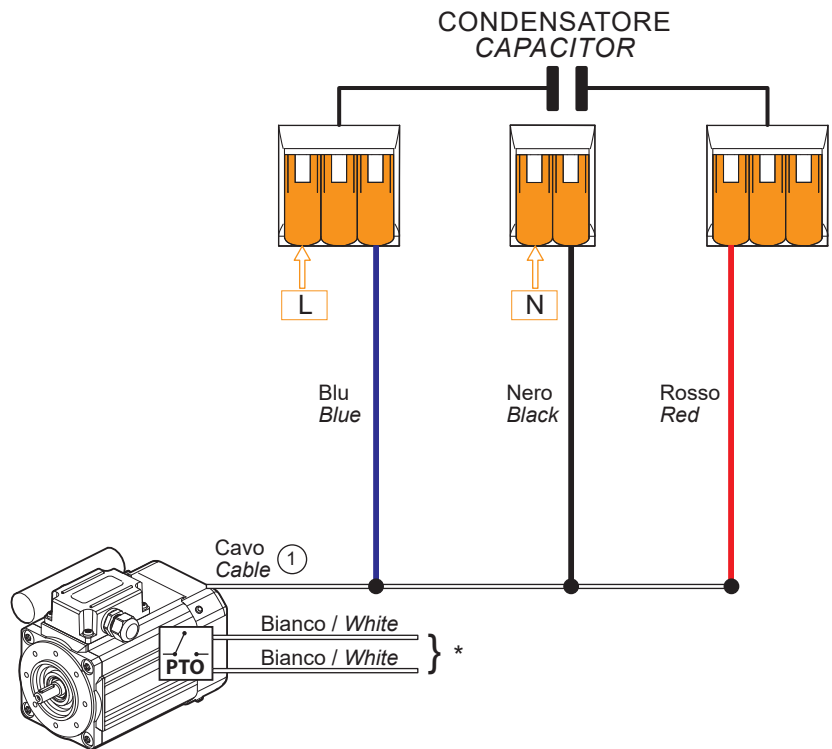
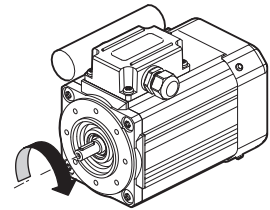
**230 V - Monofase / Single phase**

Monofase da SMM 56... a SMM 80... / Single phase from SMM 56... to SMM 80...




Morsetti a levetta liberi per alimentazione motore  
Splicing connector with free-lever for the motor power source

Senso di rotazione orario  
Clockwise direction of rotation



\*: collegamento al circuito di comando del motore a cura del cliente. Per ragioni di sicurezza è sconsigliato il collegamento in serie. Se necessario contattare il Servizio Tecnico Transtecno. PTO disponibile per taglie 56, 63, 71, 80.

\*: motor supply connection by the customer. For safety reason Transtecno advises against PTO connected in series. If needed, contact Transtecno Technical Service. PTO is available for sizes 56, 63, 71, 80.

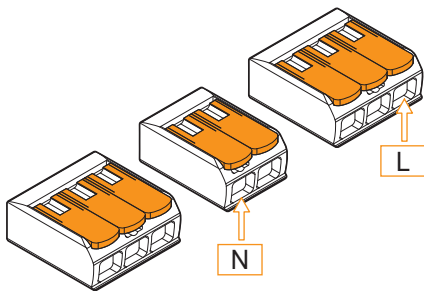


Connessioni e collegamenti

Connection diagram

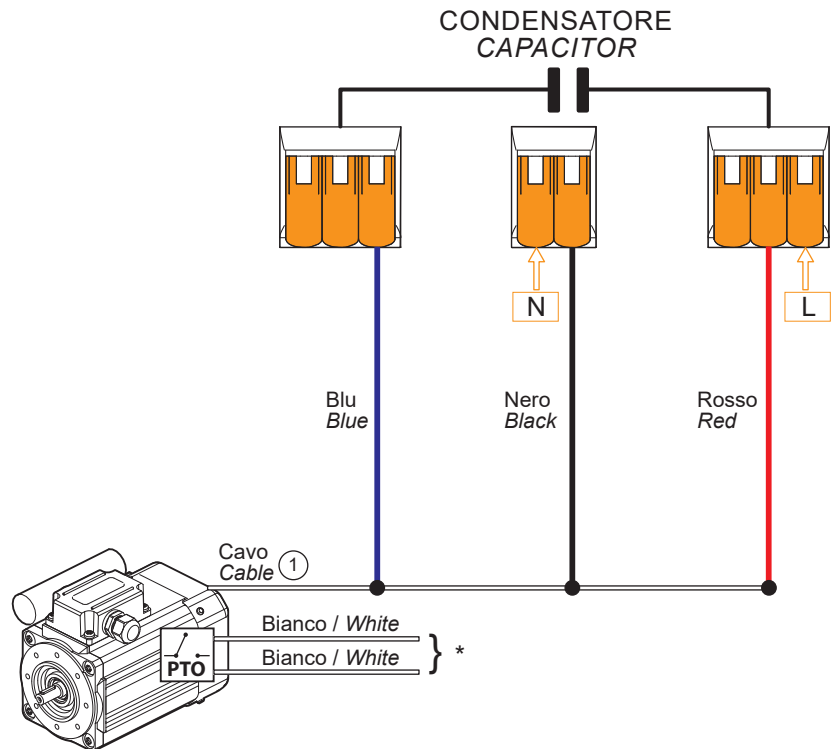
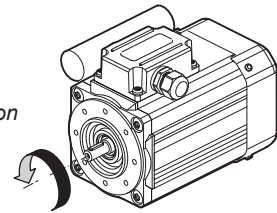
**230 V - Monofase / Single phase**

Monofase da SMM 56... a SMM 80... / Single phase from SMM 56... to SMM 80...



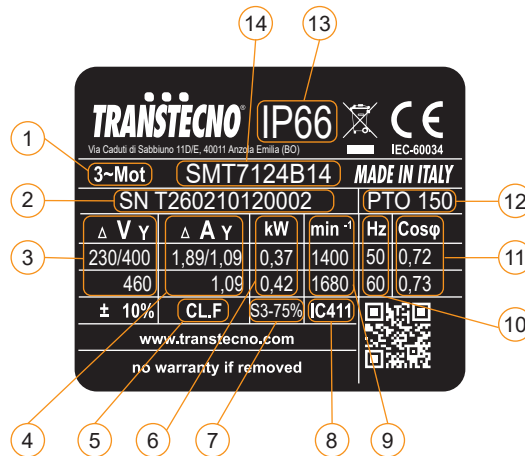
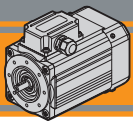
Morsetti a levetta liberi per alimentazione motore  
Splicing connector with free-lever for the motor power source

Senso di rotazione antiorario  
Counter-clockwise direction of rotation



\*: collegamento al circuito di comando del motore a cura del cliente. Per ragioni di sicurezza è sconsigliato il collegamento in serie. Se necessario contattare il Servizio Tecnico Transtecno. PTO disponibile per taglie 56, 63, 71, 80.

\*: motor supply connection by the customer. For safety reason Transtecno advises against PTO connected in series. If needed, contact Transtecno Technical Service. PTO is available for sizes 56, 63, 71, 80.



Pos.	Descrizione	Description
1	Tipo di alimentazione	Power supply
2	Numero di serie	Serial number
3	Tensione di alimentazione	Supply voltage
4	Corrente nominale	Rated current
5	Classe di isolamento	Insulation class
6	Potenza nominale	Rated power
7	Servizio	Duty
8	Ventilazione	Fan cooling
9	Velocità nominale	Rated speed
10	Frequenza nominale	Rated frequency
11	Fattore di potenza	Power factor
12	Protezione termica PTO 150°C	PTO 150°C Thermal protection
13	Grado di protezione IP	IP protection rating
14	Tipo motore	Motor type

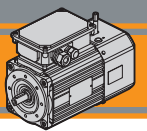


**Motori elettrici CA autofrenanti**  
**AC electric motors with brake**










**BRAKE**

<b>Indice</b>	<b>Index</b>	Pag. Page
Caratteristiche tecniche	<i>Technical features</i>	<b>B2</b>
Designazione	<i>Classification</i>	<b>B2</b>
Simbologia e formule	<i>Symbols and formulas</i>	<b>B3</b>
Dati tecnici	<i>Technical data</i>	<b>B3</b>
Dimensioni motori trifase	<i>Three phase motors dimensions</i>	<b>B4</b>
Cava esagonale	<i>Hexagonal socket</i>	<b>B6</b>
Opzione guarnizione CA	<i>Rubber gasket option</i>	<b>B6</b>
Gradi di protezione IP	<i>IP protection rating</i>	<b>B7</b>
Tipo di servizio IEC	<i>IEC duty cycles</i>	<b>B8</b>
Classe di isolamento termico	<i>Insulation class</i>	<b>B8</b>
Tabella pressacavi	<i>Table of cable glands data</i>	<b>B8</b>
Connessioni e collegamenti	<i>Connection diagram</i>	<b>B9</b>
Targhetta	<i>Nameplate</i>	<b>B10</b>

Questa sezione annulla e sostituisce ogni precedente edizione o revisione. Qualora questa sezione non Vi sia giunta in distribuzione controllata, l'aggiornamento dei dati ivi contenuto non è assicurato. **In tal caso la versione più aggiornata è disponibile sul nostro sito internet [www.transtecno.com](http://www.transtecno.com)**

*This section replaces any previous edition and revision. If you obtained this catalogue other than through controlled distribution channels, the most up to date content is not guaranteed. In this case the latest version is available on our web site [www.transtecno.com](http://www.transtecno.com)*



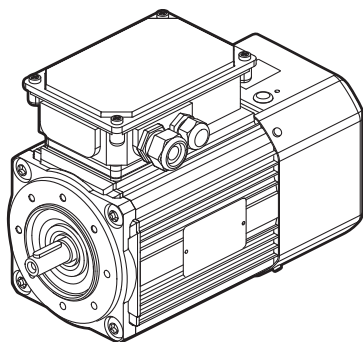
### Caratteristiche tecniche

### Technical characteristics

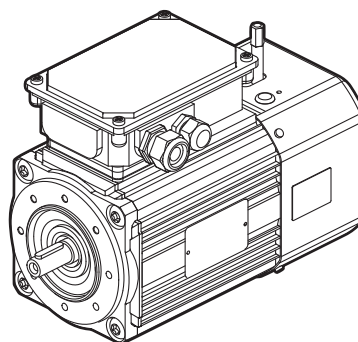
I motori autofrenanti delle serie SMT..BR hanno le seguenti caratteristiche principali:

SMT..BR braked motor range has the following main features:

- Costruzione compatta
- Motorizzazioni in corrente alternata trifase
- Carcasa estrusa in alluminio anodizzato nero
- Motore elettrico CA con grado di protezione IP66 (freno IP66 e IP65)
- Rumorosità e vibrazioni contenute
- Isolamento termico di classe F
- Flangia motore IEC B14
- Temperatura ambiente: 0°C / + 40°C (Per utilizzo a temperature diverse contattare il ns. servizio tecnico)
- Disponibili nella versione ventilata TEFC (servizio S1)
- Protezioni termiche PTO 150°C
- Adatti al funzionamento con alimentazione da inverter (Richiedere opzione freno con alimentazione separata)
- SMT80 e SMT90 conformi alla classe di rendimento IE3.
- Cava esagonale su albero motore lato NDE.
- La tolleranza di tensione è  $\pm 10\%$  per tutti i motori
- Il freno è a corrente continua
- Compact design
- AC three phase motors available
- Black anodized extruded aluminium housing
- AC electric motor in IP66 protection Standard (IP66 and IP65 brake)
- Low noise and vibrations
- Class F insulation Standard
- Motor flange IEC B14
- Ambient temperature: 0°C / +40°C (For different temperatures contact Transtecno Technical Dept)
- Fan cooled TEFC (duty S1) available
- PTO 150°C thermal protection
- Suitable to be driven by inverter (Request brake option with separate power supply)
- SMT80 and SMT90 in compliance to the Standard efficiency class IE3
- Motor shaft hexagon socket on the NDE side
- The voltage tolerance is  $\pm 10\%$  for all motors
- The brake is DC



**SMT..TEFC BR**






**SMT..TEFC BRL**



### Designazione

### Classification

MOTORE TRIFASE AUTOFRENANTE / THREE PHASE MOTOR WITH BRAKE									
SMT	63	2	4	0.18 kW	B14	230-400 V	50 Hz	TEFC	BR
Tipo Type	Grandezza Size	Indicativo potenza Power coefficient	Poli Poles	Potenza Power	Forma costruttiva Version	Tensione Voltage	Frequenza Frequency	Ventilazione Fan cooling	Freno - Leva di sblocco Brake - Hand-release lever
SMT	Vedi tabelle See tables	1-2-3-4-5	4	0.18 kW ... 2.2 kW	B14	230-400 V  460V a richiesta on request	50Hz  60Hz	TEFC	BR  BRL
									
									



**Simbologia e formule**

**Symbols and formulas**

$P_n$	[kW]	Potenza nominale	Rated power
$I_n$	[A]	Corrente nominale (a 400V)	Rated current (at 400V)
$M_n$	[Nm]	Coppia nominale	Rated torque
$n_n$	[rpm]	Velocità nominale	Rated speed
$M_s / M_n$		Rapporto coppia spunto / coppia nominale	Ratio start torque / rated torque
$M_k / M_n$		Rapporto coppia massima / coppia nominale	Ratio max torque / rated torque
$M_b$	[Nm]	Coppia frenante	Braking torque
$I_s / I_n$		Rapporto corrente di spunto / corrente nominale	Ratio start current / rated current
$\cos\phi$		Fattore di potenza al carico nominale	Power factor at rated torque load
$\eta$		Rendimento al carico nominale	Efficiency at rated torque load
Potenza Power	[HP]	Potenza [kW] x 1.341	Power [kW] x 1.341
Potenza resa $P_n$ $P_n$ output power	[kW]	Potenza assorbita x $\eta$	Absorbed power x $\eta$
Pot. assorbita Absorbed power	[kW]	$\frac{\sqrt{x} \cdot I \cdot x \cdot \cos\phi}{1000}$ (monofase)	$\frac{\sqrt{x} \cdot I \cdot x \cdot \cos\phi}{1000}$ (singlephase)
		$\frac{\sqrt{x} \cdot I \cdot x \cdot \sqrt{3} \cdot x \cdot \cos\phi}{1000}$ (trifase)	$\frac{\sqrt{x} \cdot I \cdot x \cdot \sqrt{3} \cdot x \cdot \cos\phi}{1000}$ (threephase)
$I_n$ (230 V)		$I_n$ (400 V) x $\sqrt{3}$	$I_n$ (400 V) x $\sqrt{3}$

**Dati tecnici**

**Technical data**

**SMT..BR Motori trifase autofrenanti / SMT..BR Three phase motors with brake (230-400 V / 50 Hz) poli / poles 4**

TAGLIA SIZE GRÖSSE MEDIDA VELIKOST ROZMIAR	$P_n$ [kW]	$M_n$ [Nm]	$n_n$ [min <sup>-1</sup> ]	$I_n$ (400V) [A]	$\eta$ %	$\cos\phi$	$M_s/M_n$	$I_s/I_n$	$M_k/M_n$	PTO [°C]	Servizio Duty Service Servicio Provoz Usluga TEFC	IP Motore Motor Motor Motor Motor Silnik	$M_b$ [Nm]	IP Freno Brake Bremse Freno Brzda Hamulec
SMT6324B14BR(L)	0.18	1.26	1360	0.69	57.0	0.66	2.50	2.90	2.50	PTO 150°	S3 75%	66	4	66
SMT6334B14BR(L)	0.25	1.74	1375	0.94	62.0	0.64	2.80	3.00	2.80				4	66
SMT7124B14BR(L)	0.37	2.52	1400	1.10	67.9	0.72	2.75	4.20	2.75				7,5	65
SMT7134B14BR(L)	0.55	3.76	1395	1.55	70.2	0.73	2.90	4.40	2.90				7,5	65
SMT8024B14IE3BR(L)	0.75	4.96	1440	1.94	82.5	0.68	3.6	6.00	3.70	S1	66	15	65	
SMT8034B14IE3BR(L)	1.1	7.25	1450	2.91	84.1	0.65	4.0	6.80	4.40			15	65	
SMT9024B14IE3BR(L)	1.5	10.0	1430	3.48	85.3	0.73	3.2	6.30	3.50			20	66	
SMT9034B14IE3BR(L)	2.2	14.9	1410	4.68	86.7	0.79	3.0	6.20	3.30			30	65	

I freni adottati sono freni elettromagnetici ad azione negativa: l'azione frenante viene quindi esercitata in assenza di alimentazione.


Il freno è a corrente continua e, in configurazione standard, viene alimentato a 230 V<sub>ac</sub> / 50Hz direttamente da una fase del motore, passando attraverso un raddrizzatore alloggiato all'interno della morsettiera. Per le applicazioni in cui si rende necessario, come ad esempio l'azionamento tramite inverter, è possibile richiedere l'alimentazione del freno separata 230Vac ±10% 50Hz. Sono disponibili anche le versioni 400Vac ±10% 50Hz o 24Vdc.

La leva di sblocco è una opzione che va specificata in fase di ordine.

The brakes adopted are negative action electromagnetic brakes: the braking action is performed in the absence of power.

The brake is DC and, in standard configuration, is powered at 230 V<sub>ac</sub> / 50Hz directly by a phase of the motor, passing through a rectifier housed inside the terminal block. For the applications in which it is required, like the ones with motor driven by inverter, it is possible to request 230Vac ± 10% 50Hz separate brake power supply. 400Vac ± 10% 50Hz or 24Vdc power supply are available on request.

The release lever is an option that must be requested when ordering.

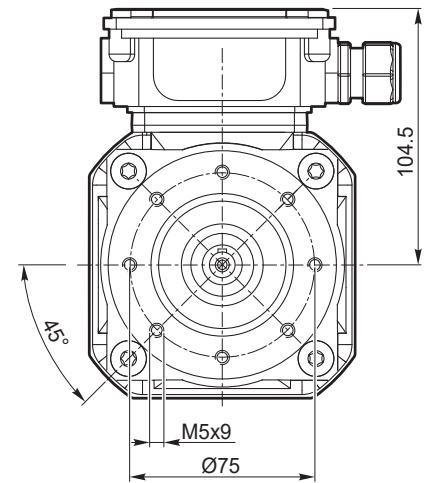
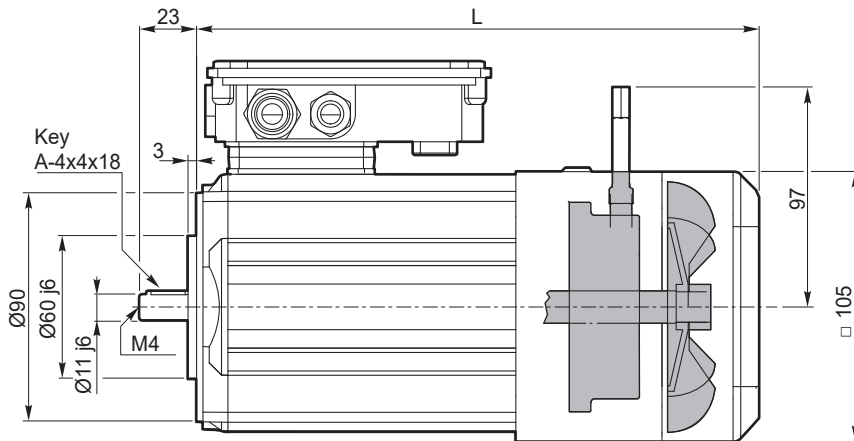


Dimensioni motori trifase

Three phase motors dimensions

3~

**SMT63.. - B14 - TEFC - BR (L)**



**Nota:**

La leva di sblocco è una opzione che va specificata in fase di ordine.

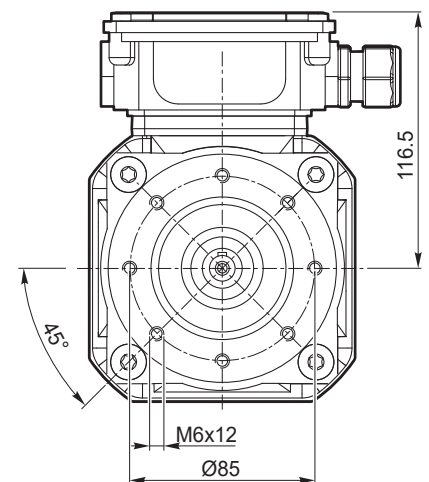
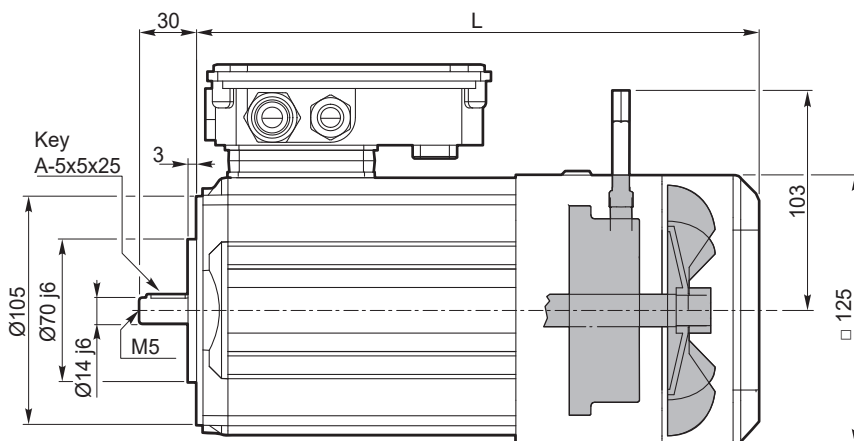
**Note:**

The release lever is an option that must be requested when ordering.

SMT..BR	... TEFC	
	L	Kg
6324	211	5.8
6334	226	6.5

3~

**SMT71.. - B14 - TEFC - BR (L)**



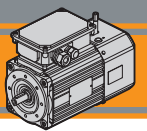
**Nota:**

La leva di sblocco è una opzione che va specificata in fase di ordine.

**Note:**

The release lever is an option that must be requested when ordering.

SMT..BR	... TEFC	
	L	Kg
7124	221	7.8
7134	236	8.9

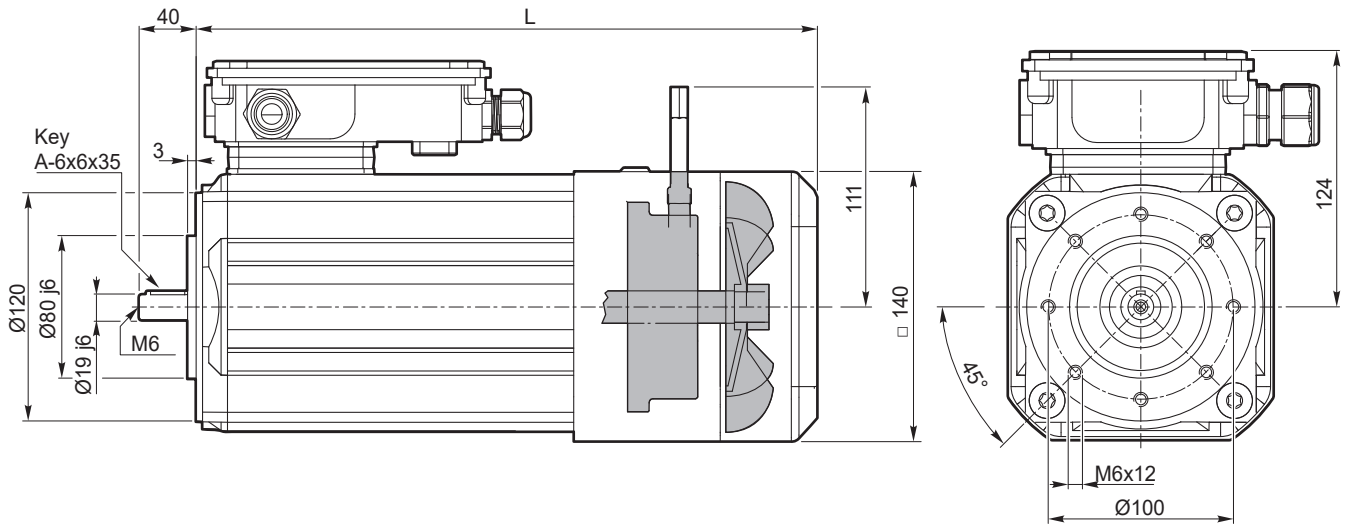


Dimensioni motori trifase

Three phase motors dimensions

3~

**SMT80.. - B14 - TEFC - BR (L)**



SMT..BR

**Nota:**

La leva di sblocco è una opzione che va specificata in fase di ordine.

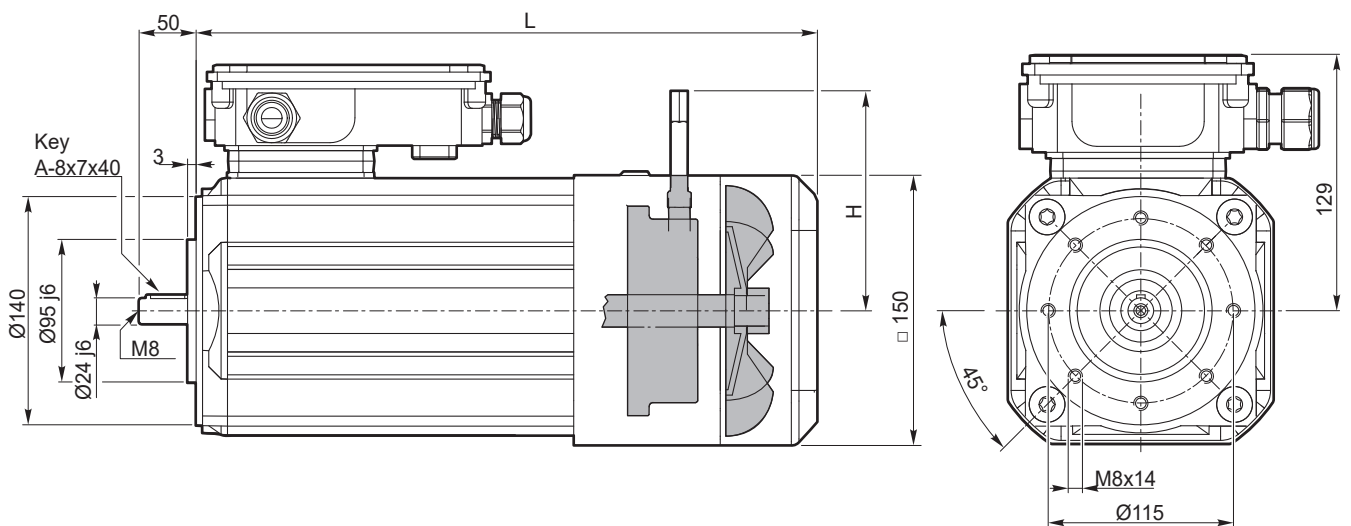
**Note:**

The release lever is an option that must be requested when ordering.

SMT..BR	... TEFC	
	L	Kg
8024	279.5	13.6
8034	329.5	17.9

3~

**SMT90.. - B14 - TEFC - BR (L)**



**Nota:**


La leva di sblocco è una opzione che va specificata in fase di ordine.

**Note:**

The release lever is an option that must be requested when ordering.

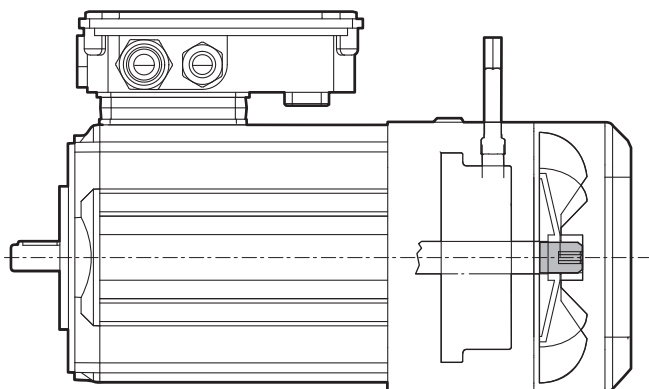
SMT..BR	... TEFC	
	L	Kg
9024	343	20.6
9034	373	24.7

SMT..BRL	... TEFC		
	L	H	Kg
9024	343	111.5	20.9
9034	367	138	25



**Cava esagonale**

**Hexagonal socket**



Esagono / Hexagon

SM..	E
63	4
71	6
80	
90	

**Nota:**

Installare a monte dell'alimentazione un dispositivo che assicuri la disconnessione della rete omipolare, durante le operazioni di rotazione manuale è obbligatorio l'utilizzo di tale sezionatore.

Il quadro elettrico del motore deve essere lucchettabile al fine di evitare il riarmo non previsto alla rete elettrica.

E' severamente vietata la messa in servizio del motore elettrico senza copriventola opportunamente montata.

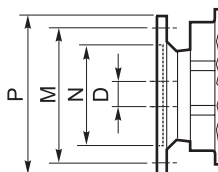
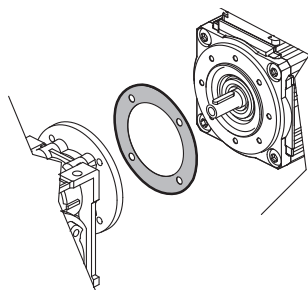
**Note:**

An omnipolar cut-off device must be fitted upstream of the power supply; the use of this device is mandatory during manual rotation operations.

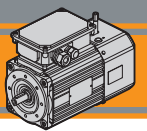
The switchgear for the motor must be padlockable in order to prevent the power supply from being accidentally reset. It is strictly prohibited to put the electric motor into service if the fan cover is not fitted.

**Opzione guarnizione CA**

**Rubber gasket option**



Dimensioni IEC / IEC Dimensions				
	63 B14	71 B14	80 B14	90 B14
<b>N</b>	60	70	80	95
<b>M</b>	75	85	100	115
<b>P</b>	90	105	120	140
<b>D</b>	11	14	19	24



**Grado di protezione IP**

**IP protection rating**

Indica il grado di isolamento meccanico del corpo motore.















1<sup>a</sup> cifra protezione alla penetrazione di corpi solidi.

2<sup>a</sup> cifra protezione contro la penetrazione d'acqua.


IP protection rating indicates the degree of mechanical insulation of the motor casing.

The 1<sup>st</sup> figure indicates the level of protection against the intrusion of solid matter.

The 2<sup>nd</sup> figure indicates to which degree the motor is waterproof.

IP		Definizione / Description	IP		Definizione / Description
0		Non protetto / No protection	0		Non protetto / No protection
1		Protetto da corpi solidi superiori a Ø 50 mm. Protected against solid matter (over Ø 50 mm).	1		Protetto contro la caduta verticale di gocce d'acqua. Protected against drops of water falling vertically.
2		Protetto da corpi solidi superiori a Ø 12 mm. Protected against solid matter (over Ø 12 mm).	2		Protetto contro la caduta verticale di gocce d'acqua con inclinazione max di 15°. Protected against drops of water falling up to 15°.
3		Protetto da corpi solidi superiori a Ø 2.5 mm. Protected against solid matter (over Ø 2.5 mm).	3		Protetto contro la pioggia. Rain proof.
4		Protetto da corpi solidi superiori a Ø1 mm. Protected against solid matter (over Ø1 mm).	4		Protetto contro gli spruzzi. Splash proof.
5		Protetto contro la polvere. Dust protected.	5		Protetto contro getti d'acqua. Water jet proof.
6		Totalmente protetto contro la polvere. Fully dust tight.	6		Protetto dalle ondate. Waveproof.
7		N.A.	7		Protetto contro immersione. Immersion up to 1 metre.
8		N.A.	8		Protetto contro immersione/sommersione prolungata. Immersion beyond 1 metre.





**Tipi di servizi IEC**

**IEC duty cycles**

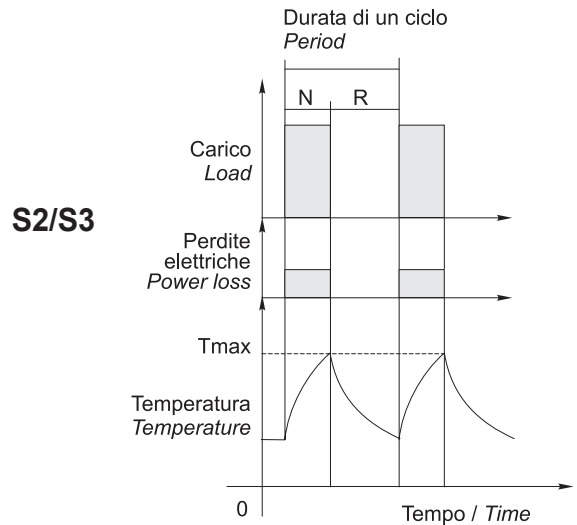
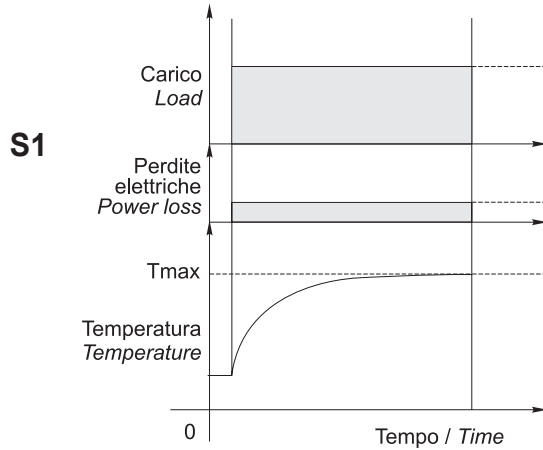
Il servizio di un motore indica il tipo di utilizzo e la gravosità del ciclo di lavoro.

The duty cycle of a motor indicates its use and running cycle.

Grafico servizi più comuni

Most common duty cycles diagram

N = funzionamento / run  
R = riposo / rest



NOTA: Lo stesso motore può essere usato per cicli e servizi diversi, con l'unica limitazione che la temperatura interna non superi mai la Tmax stabilita dalla classe di isolamento termico del motore.

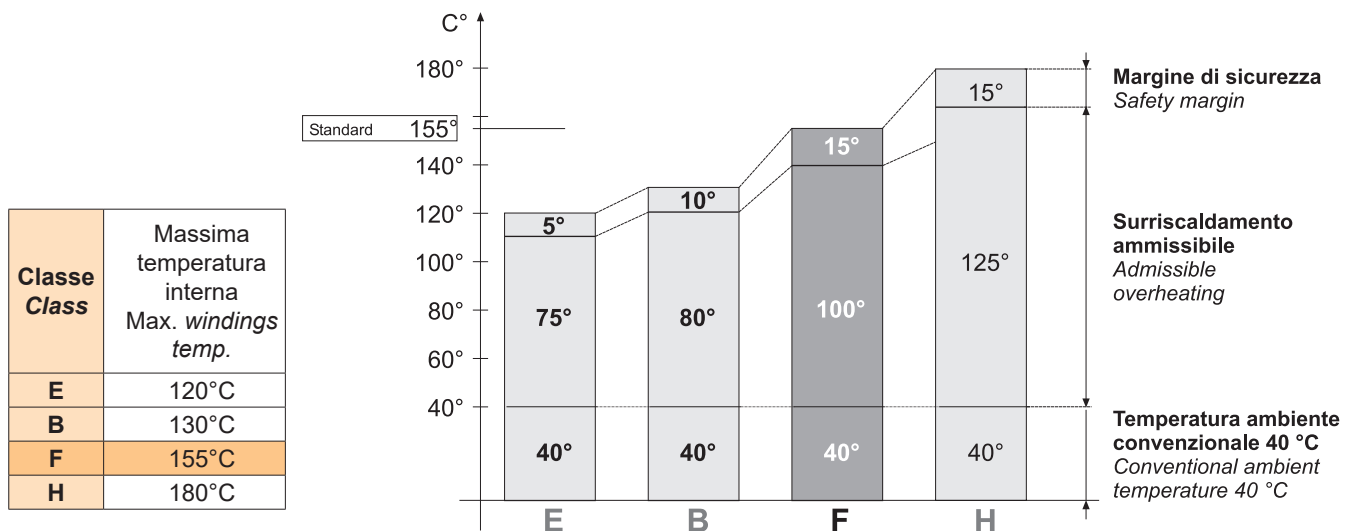
NOTE: The same motor can run under all duty services, limitation is due to internal temperature that must not override Tmax stated by motor thermal class.

**Classe di isolamento termico**

**Insulation class**

La classe termica indica il grado di resistenza alla temperatura interna, nel punto più caldo (avvolgimenti). Isolamento termico classe F.

Thermal insulation class indicates the level of thermal protection measured at the hottest point inside the motor (windings). Thermal insulation class F.

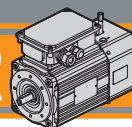


**Tabella pressacavi**

**Table of cable glands data**

Serie **SMT.BR** / **SMT..BR** Series

TAGLIA SIZE	Pressacavo Cable gland
63 / 71 / 80 / 90	1x M20x1.5

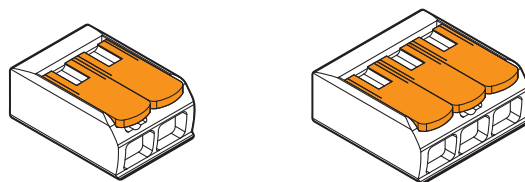


Connessioni e collegamenti

Connection diagram

Riferimenti

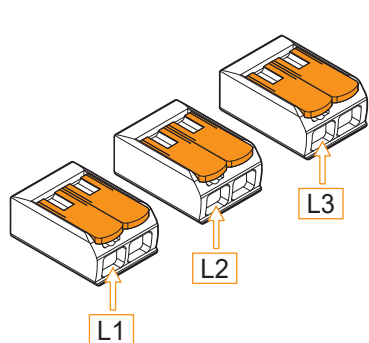
References



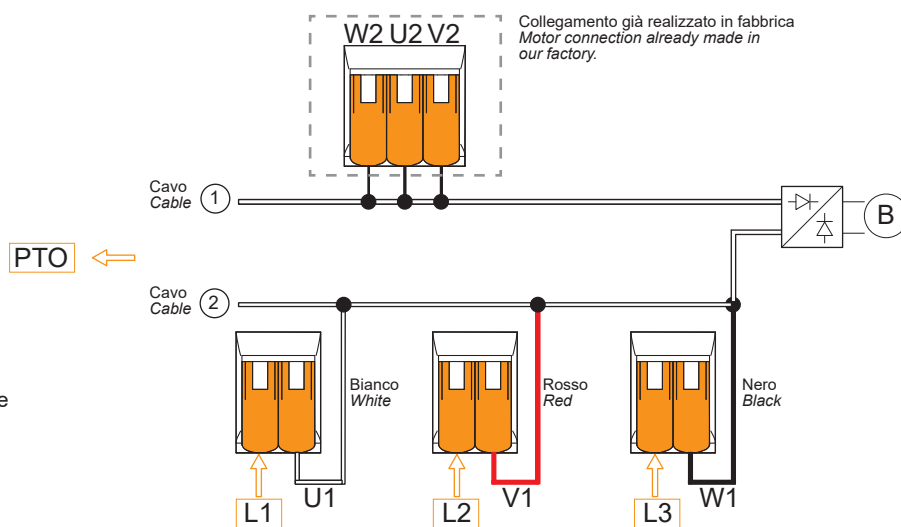
Morsetto di collegamento a leva a 2 e 3 poli  
Splicing connector with lever 2 - and 3 - pin.

400/460 V - Trifase / three phase

Collegamento a stella / Star connection

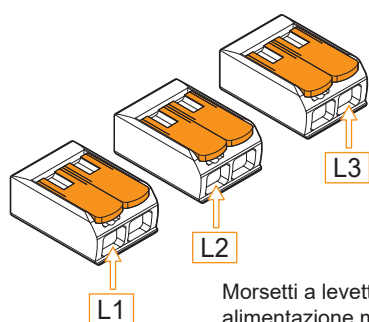


Morsetti a levetta liberi per alimentazione motore  
Splicing connector with free-lever for the motor power source



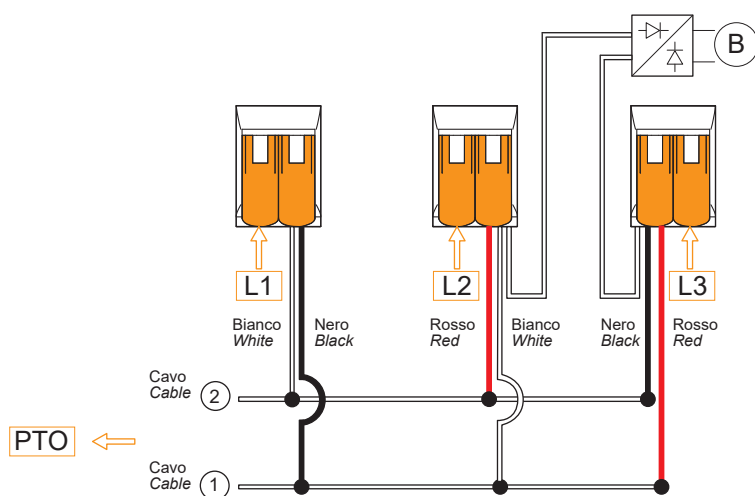
230 V - Trifase / three phase

Collegamento a triangolo / Delta connection




Morsetti a levetta liberi per alimentazione motore

Splicing connector with free-lever for the motor power source



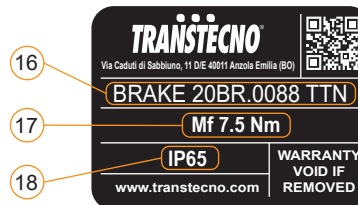
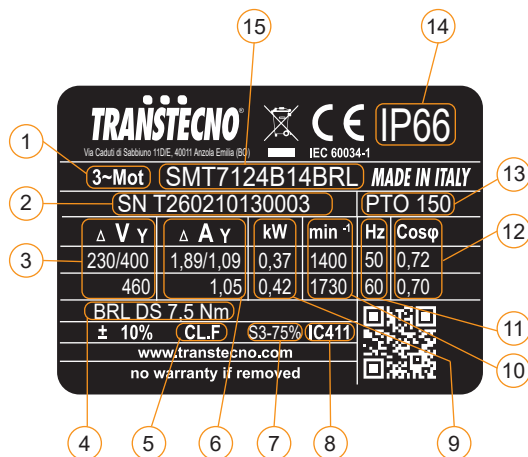
I motori della serie SM sono forniti in collegamento a stella, lo schema di collegamento a triangolo sopra riportato fornisce una chiara indicazione delle modifiche che il cliente può apportare in autonomia. Se necessario contattare il Servizio Tecnico Transtecno.

The SM series is supplied in star connection, the delta connection diagram shown above provides a clear indication of the modification that the customer can make independently. If needed, contact Transtecno Technical Service.



Targhetta

Nameplate



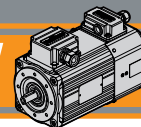
Pos.	Descrizione	Description
1	Tipo di alimentazione	Power supply
2	Numero di serie	Serial number
3	Tensione di alimentazione	Supply voltage
4	Tipo freno	Brake type
5	Classe di isolamento	Insulation class
6	Corrente nominale	Rated current
7	Servizio	Duty
8	Ventilazione	Fan cooling
9	Potenza nominale	Rated power
10	Velocità nominale	Rated speed
11	Frequenza nominale	Rated frequency
12	Fattore di potenza	Power factor
13	Protezione termica PTO 150°C	PTO 150°C Thermal protection
14	Grado di protezione IP motore	Motor IP protection rating
15	Tipo motore	Motor type
16	Codice freno	Brake code
17	Coppia frenante	Braking torque
18	Grado di protezione IP freno	Brake IP protection rating



**Motori elettrici CA servoventilati**  
**AC electric motors with forced-ventilation**





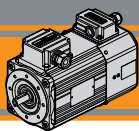


<b>Indice</b>	<b>Index</b>	Pag. Page
Caratteristiche tecniche	<i>Technical features</i>	<b>C2</b>
Designazione	<i>Classification</i>	<b>C2</b>
Simbologia e formule	<i>Symbols and formulas</i>	<b>C3</b>
Dati tecnici	<i>Technical data</i>	<b>C3</b>
Dimensioni motori trifase	<i>Three phase motors dimensions</i>	<b>C4</b>
Opzione guarnizione CA	<i>Rubber gasket option</i>	<b>C6</b>
Gradi di protezione IP	<i>IP protection rating</i>	<b>C6</b>
Tipo di servizio IEC	<i>IEC duty cycles</i>	<b>C7</b>
Classe di isolamento termico	<i>Insulation class</i>	<b>C7</b>
Serie SM - Funzionamento a 60 Hz	<i>Series SM - 60 Hz line power supply</i>	<b>C8</b>
Tabella pressacavi	<i>Table of cable glands data</i>	<b>C8</b>
Connessioni e collegamenti - Motore	<i>Connection diagram - Motor</i>	<b>C8</b>
Connessioni e collegamenti - Servoventola	<i>Connection diagram - Servo fan</i>	<b>C10</b>
Targhetta	<i>Nameplate</i>	<b>C10</b>

Questa sezione annulla e sostituisce ogni precedente edizione o revisione. Qualora questa sezione non Vi sia giunta in distribuzione controllata, l'aggiornamento dei dati ivi contenuto non è assicurato. **In tal caso la versione più aggiornata è disponibile sul nostro sito internet [www.transtecno.com](http://www.transtecno.com)**

*This section replaces any previous edition and revision. If you obtained this catalogue other than through controlled distribution channels, the most up to date content is not guaranteed. In this case the latest version is available on our web site [www.transtecno.com](http://www.transtecno.com)*





**Caratteristiche tecniche**

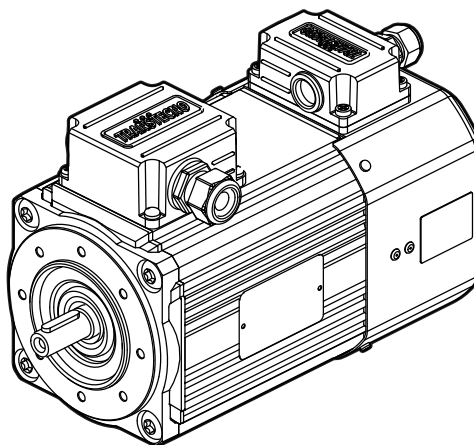
**Technical characteristics**

I motori della serie SMT.SV hanno le seguenti caratteristiche principali:

SMT.SV motor range has the following main features:

- Costruzione compatta
- Motorizzazioni in corrente alternata trifase
- Carcasa estrusa in alluminio anodizzato nero
- Motore elettrico CA con grado di protezione IP 66 (solo motore - servoventola con grado di protezione IP44)
- Rumorosità e vibrazioni contenute
- Isolamento termico di classe F
- Flangia motore IEC B14
- Temperatura ambiente: 0°C / + 40°C (Per utilizzo a temperature diverse contattare il ns. servizio tecnico)
- Protezioni termiche PTO 150°C
- Adatti al funzionamento con alimentazione da inverter
- SMT80 e SMT90 conformi alla classe di rendimento IE3.
- La tolleranza di tensione è ±10% per tutti i motori

- Compact design
- AC three phase motors available
- Black anodized extruded aluminium housing
- AC Electric motors with IP66 Protection standard (only motor - Servo fan with IP44 protection Standard)
- Low noise and vibrations
- Class F insulation Standard
- Motor flange IEC B14
- Ambient temperature: 0°C / +40°C (For different temperatures contact Transtechno Technical Dept)
- PTO 150°C thermal protection
- Suitable to be driven by inverter
- SMT80 and SMT90 in compliance to the Standard efficiency class IE3
- The voltage tolerance is ±10% for all motors





**SMT.SV**




**Designazione**

**Classification**

MOTORE TRIFASE SERVOVENTILATO / THREE PHASE MOTOR WITH FORCED-VENTIATION								
SMT	63	2	4	0.18 kW	B14	230-400 V	50 Hz	SV
Tipo Type	Grandezza Size	Indicativo potenza Power coefficient	Poli Poles	Potenza Power	Forma costruttiva Version	Tensione Voltage	Frequenza Frequency	Ventilazione Fan cooling
SMT	Vedi tabelle See tables	1-2-3-4-5	4	0.18 kW ... 2.2 kW	B14	230-400 V  460V a richiesta on request	50Hz  60Hz	SV
								
								





Simbologia e formule

Symbols and formulas

$P_n$	[kW]	Potenza nominale	Rated power
$I_n$	[A]	Corrente nominale (a 400V)	Rated current (at 400V)
$M_n$	[Nm]	Coppia nominale	Rated torque
$n_n$	[rpm]	Velocità nominale	Rated speed
$M_s / M_n$		Rapporto coppia spunto / coppia nominale	Ratio start torque / rated torque
$M_k / M_n$		Rapporto coppia massima / coppia nominale	Ratio max torque / rated torque
$I_s / I_n$		Rapporto corrente di spunto / corrente nominale	Ratio start current / rated current
$\cos\phi$		Fattore di potenza al carico nominale	Power factor at rated torque load
$\eta$		Rendimento al carico nominale	Efficiency at rated torque load
$P_{sf}$	[W]	Potenza assorbita servoventola	Electric fan power
Potenza Power	[HP]	Potenza [kW] x 1.341	Power [kW] x 1.341
Potenza resa $P_n$ $P_n$ output power	[kW]	Potenza assorbita x $\eta$	Absorbed power x $\eta$
Pot. assorbita Absorbed power	[kW]	$\frac{\sqrt{x} \cdot I \cdot \cos\phi}{1000}$ (monofase)	$\frac{\sqrt{x} \cdot I \cdot \cos\phi}{1000}$ (singlephase)
		$\frac{\sqrt{x} \cdot I \cdot \sqrt{3} \cdot \cos\phi}{1000}$ (trifase)	$\frac{\sqrt{x} \cdot I \cdot \sqrt{3} \cdot \cos\phi}{1000}$ (threephase)
$I_n$ (230 V)		$I_n$ (400 V) x $\sqrt{3}$	$I_n$ (400 V) x $\sqrt{3}$

Dati tecnici


Technical data

SMT..SV Motori trifase servoventilati / SMT..SV Three phase motors with forced-ventilation (230-400 V / 50 Hz) poli / poles 4

TAGLIA SIZE	$P_n$ [kW]	$M_n$ [Nm]	$n_n$ [min <sup>-1</sup> ]	$I_n$ (400V) [A]	$\eta$ %	$\cos\phi$	$M_s/M_n$	$I_s/I_n$	$M_k/M_n$	PTO [°C]	Servizio Duty SV	IP Motore Motor	IP Servoventola Foced vent.	$P_{sf}$ [W]
SMT6324B14.SV	0.18	1.26	1360	0.69	57.0	0.66	2.50	2.90	2.50	PTO 150°	S3 75%	66	44	11-9
SMT6334B14.SV	0.25	1.74	1375	0.94	62.0	0.64	2.80	3.00	2.80				44	11-9
SMT6344B14.SV	0.37	2.60	1360	1.24	65.3	0.66	2.70	3.00	2.70				44	11-9
SMT7124B14.SV	0.37	2.52	1400	1.10	67.9	0.72	2.75	4.20	2.75				44	14-16
SMT7134B14.SV	0.55	3.76	1395	1.55	70.2	0.73	2.90	4.40	2.90				44	14-16
SMT7144B14.SV	0.75	5.09	1405	2.00	74.0	0.73	2.90	5.00	2.90				44	14-16
IE3	SMT8024B14IE3.SV	0.75	4.96	1440	1.94	82.5	3.6	6.00	3.70	S1			44	14-16
	SMT8034B14IE3.SV	1.1	7.25	1450	2.91	84.1	4.0	6.80	4.40				44	14-16
	SMT9024B14IE3.SV	1.5	10.0	1430	3.48	85.3	3.2	6.30	3.50				44	30-26
	SMT9034B14IE3.SV	2.2	14.9	1410	4.68	86.7	0.79	3.0	6.20				3.30	44

Alimentazione della servoventola: 200-240 Vac / 50-60 Hz

Forced ventilation supply voltage: 200-240 Vac / 50-60 Hz

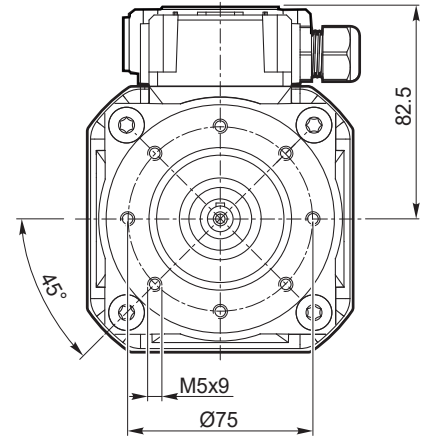
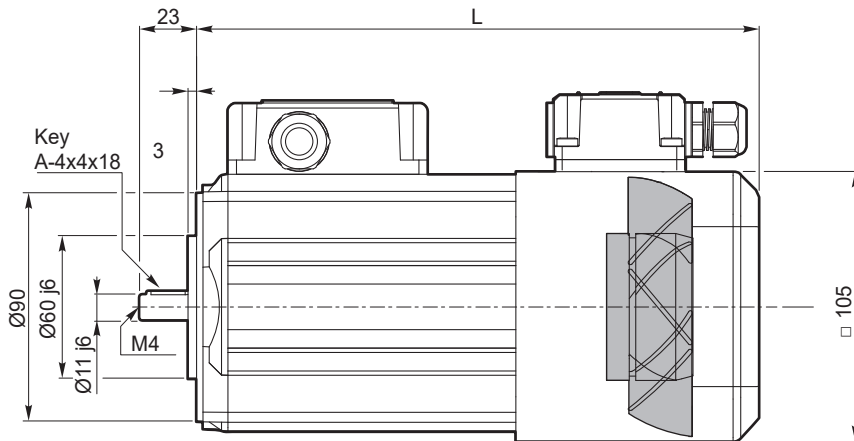


Dimensioni motori trifase

Three phase motors dimensions

3 ~

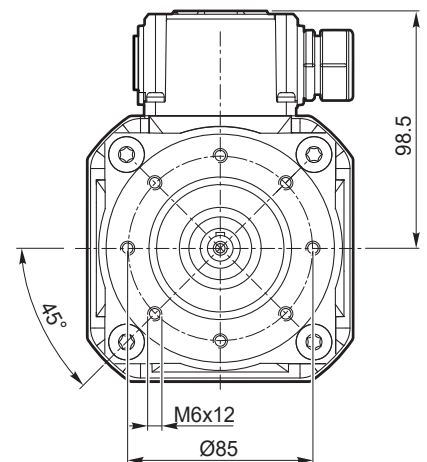
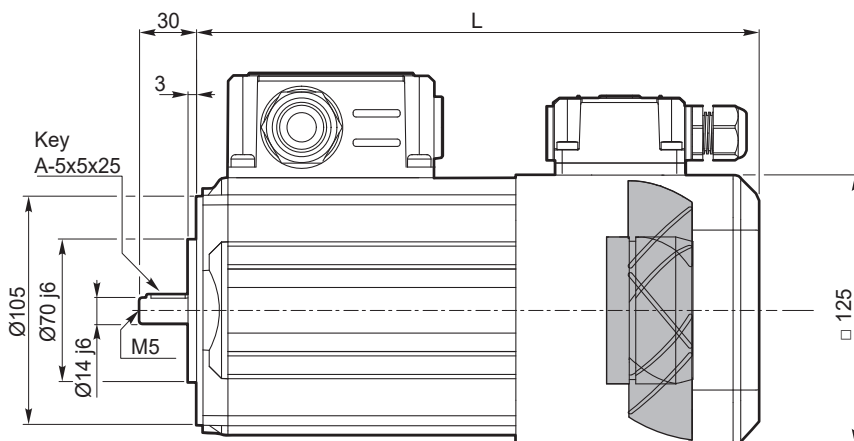
**SMT63.. - B14 - SV**



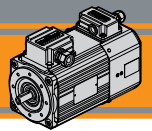
SMT	... SV	
	L	Kg
6324	210	5.0
6334	225	5.7
6344	250	6.8

3 ~

**SMT71.. - B14 - SV**



SMT	... SV	
	L	Kg
7124	219	7.5
7134	234	8.5
7144	259	10.2

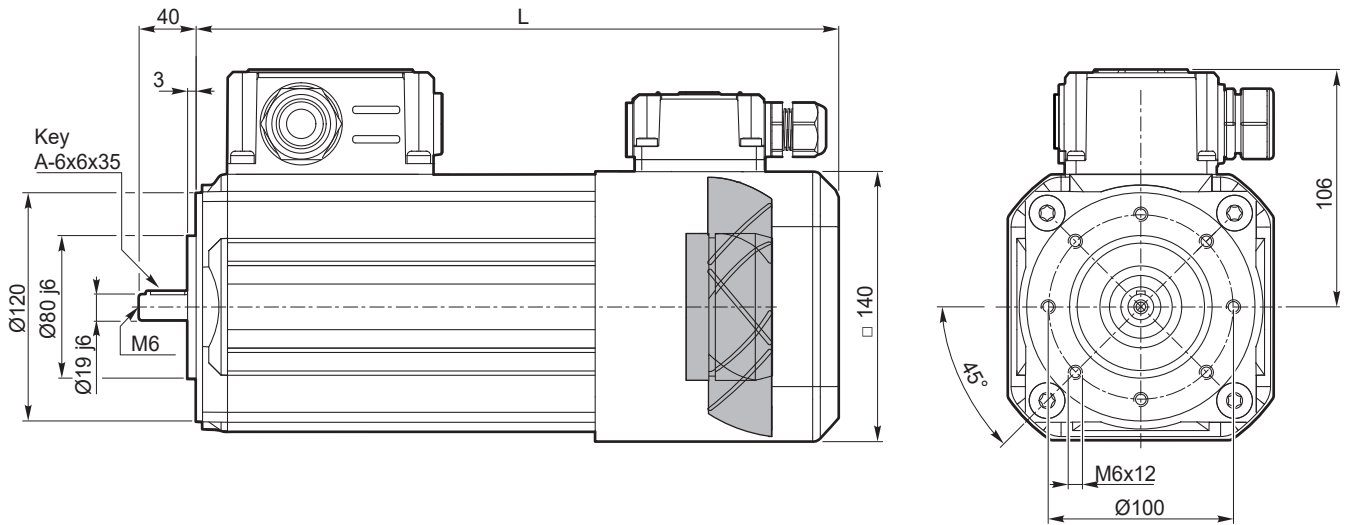


Dimensioni motori trifase

Three phase motors dimensions

3~

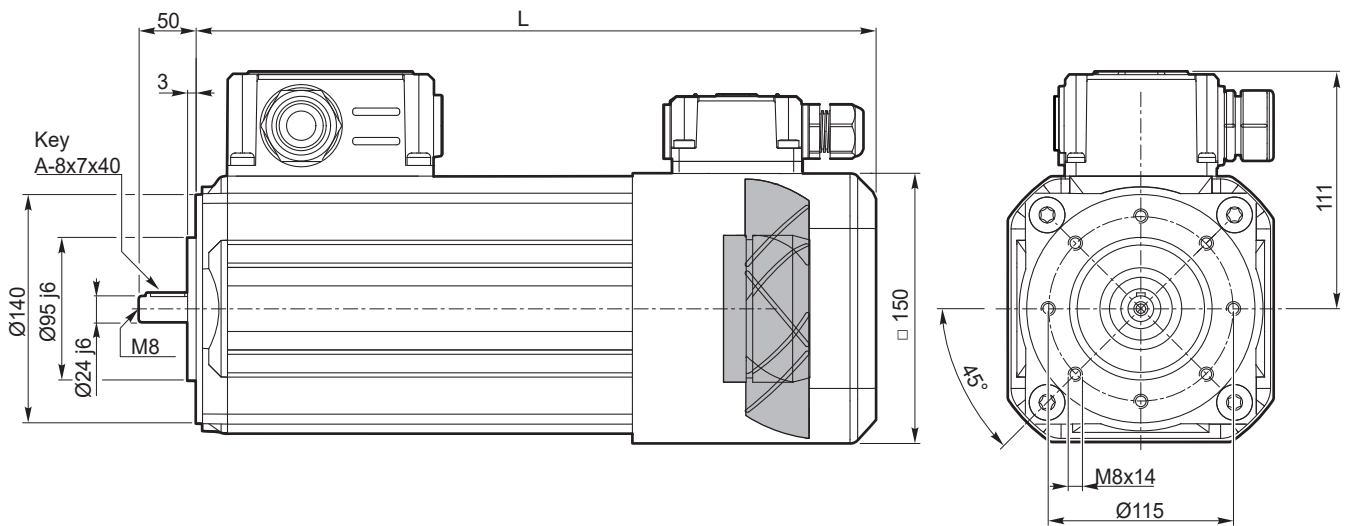
SMT80.. - B14 - SV



SMT	... SV	
	L	Kg
8024	278	12.7
8034	328	17

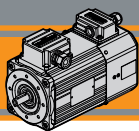
3~

SMT90.. - B14 - SV



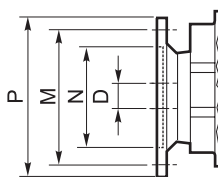
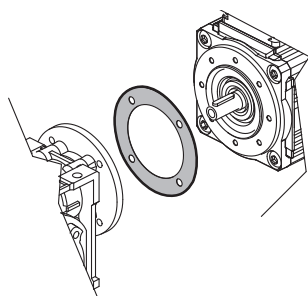
SMT	... SV	
	L	Kg
9024	341	19.3
9034	371	22.6

SMT.SV



**Opzione guarnizione CA**

**Rubber gasket option**



Dimensioni IEC / IEC Dimensions				
	63 B14	71 B14	80 B14	90 B14
<b>N</b>	60	70	80	95
<b>M</b>	75	85	100	115
<b>P</b>	90	105	120	140
<b>D</b>	11	14	19	24

**Grado di protezione IP**

**IP protection rating**

Indica il grado di isolamento meccanico del corpo motore.

IP protection rating indicates the degree of mechanical insulation of the motor casing.

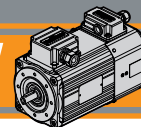
1ª cifra protezione alla penetrazione di corpi solidi.

The 1<sup>st</sup> figure indicates the level of protection against the intrusion of solid matter.

2ª cifra protezione contro la penetrazione d'acqua.

The 2<sup>nd</sup> figure indicates to which degree the motor is waterproof.

IP		Definizione / Description	IP		Definizione / Description
<b>0</b>		Non protetto / No protection	<b>0</b>		Non protetto / No protection
<b>1</b>	 Ø 50 mm	Protetto da corpi solidi superiori a Ø 50 mm. Protected against solid matter (over Ø 50 mm).	<b>1</b>	 15°	Protetto contro la caduta verticale di gocce d'acqua. Protected against drops of water falling vertically.
<b>2</b>	 Ø 12 mm	Protetto da corpi solidi superiori a Ø 12 mm. Protected against solid matter (over Ø 12 mm).	<b>2</b>	 15°	Protetto contro la caduta verticale di gocce d'acqua con inclinazione max di 15°. Protected against drops of water falling up to 15°.
<b>3</b>	 Ø 2.5 mm	Protetto da corpi solidi superiori a Ø 2.5 mm. Protected against solid matter (over Ø 2.5 mm).	<b>3</b>	 60°	Protetto contro la pioggia. Rain proof.
<b>4</b>	 Ø 1 mm	Protetto da corpi solidi superiori a Ø 1 mm. Protected against solid matter (over Ø 1 mm).	<b>4</b>	 60°	Protetto contro gli spruzzi. Splash proof.
<b>5</b>	 Dust protected.	Protetto contro la polvere. Dust protected.	<b>5</b>	 Water jet proof.	Protetto contro getti d'acqua. Water jet proof.
<b>6</b>	 Fully dust tight.	Totalmente protetto contro la polvere. Fully dust tight.	<b>6</b>	 Waveproof.	Protetto dalle ondate. Waveproof.
<b>7</b>	N.A.	N.A.	<b>7</b>	 Immersion up to 1 metre.	Protetto contro immersione. Immersion up to 1 metre.
<b>8</b>	N.A.	N.A.	<b>8</b>	 Immersion beyond 1 metre.	Protetto contro immersione/sommersione prolungata. Immersion beyond 1 metre.



**Tipi di servizi IEC**

**IEC duty cycles**

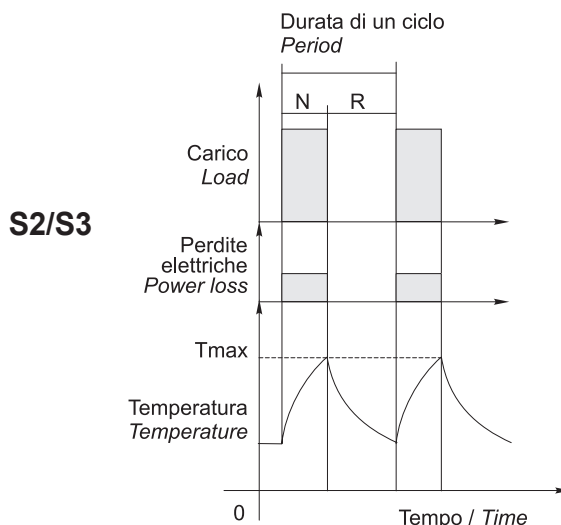
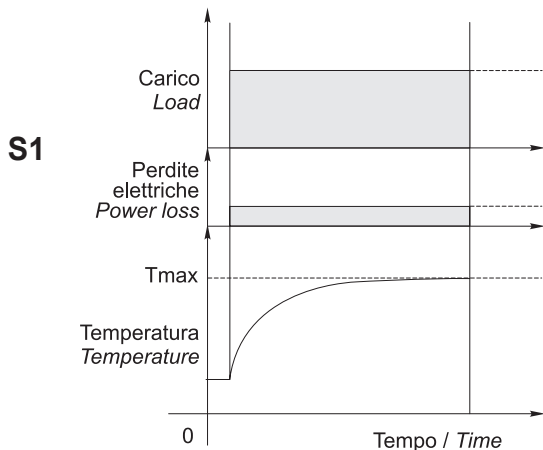
Il servizio di un motore indica il tipo di utilizzo e la gravosità del ciclo di lavoro.

The duty cycle of a motor indicates its use and running cycle.

Grafico servizi più comuni

Most common duty cycles diagram

N = funzionamento / run  
R = riposo / rest



NOTA: Lo stesso motore può essere usato per cicli e servizi diversi, con l'unica limitazione che la temperatura interna non superi mai la Tmax stabilita dalla classe di isolamento termico del motore.

NOTE: The same motor can run under all duty services, limitation is due to internal temperature that must not override Tmax stated by motor thermal class.

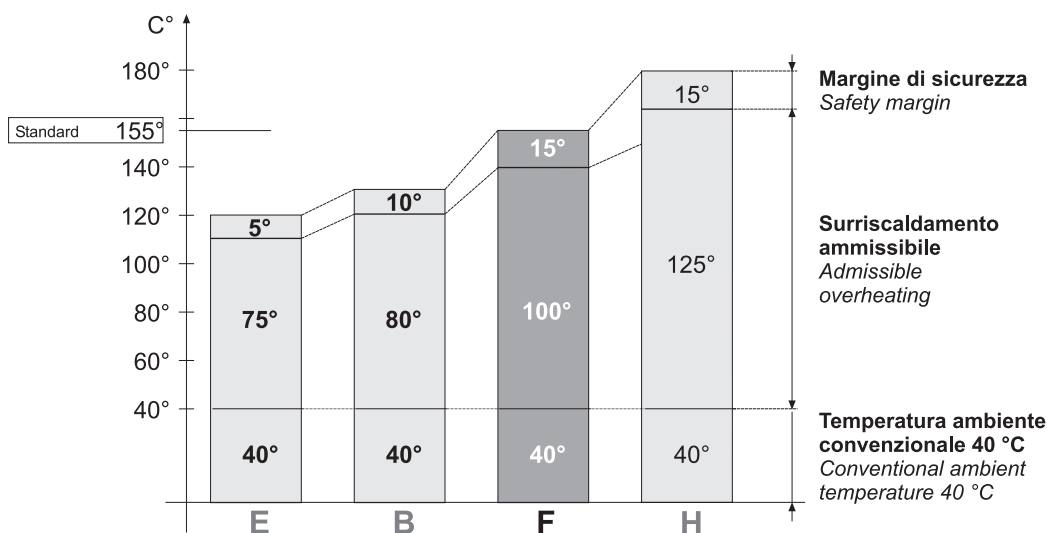
**Classe di isolamento termico**

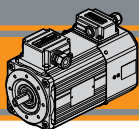
**Insulation class**

La classe termica indica il grado di resistenza alla temperatura interna, nel punto più caldo (avvolgimenti). Isolamento termico classe F.

Thermal insulation class indicates the level of thermal protection measured at the hottest point inside the motor (windings). Thermal insulation class F.

Classe Class	Massima temperatura interna Max. windings temp.
E	120°C
B	130°C
F	155°C
H	180°C






**Serie SM - Funzionamento a 60 Hz**

**Series SM - 60 Hz line power supply**

Velocità, coppia e potenza nominale nel funzionamento a 60 Hz varieranno come da tabella:

Speed, torque and rated power in 60 Hz operation is shown in the following table:

	50 Hz	60 Hz
<b>400 V</b>	Vedi dati tecnici / see technical data 	Velocità / speed ≈ + 20% Coppia / torque ≈ -20% Potenza / power ≈ invariata / the same
<b>480 V</b>	Non permesso / not allowed	Velocità / speed ≈ + 20% Coppia / torque ≈ invariata / the same Potenza / power ≈ + 20%

Per informazioni dettagliate contattare Transtecno srl.

For detailed information, please, contact Transtecno srl.

**Tabella pressacavi**

**Table of cable glands data**

Serie **SMT.SV** / **SMT.SV** Series

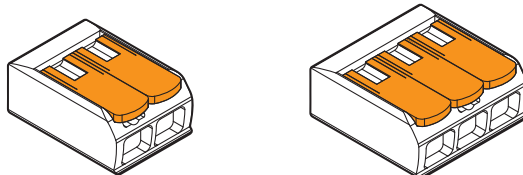
TAGLIA SIZE	Pressacavo Cable gland
63 / 71 / 80 / 90	1x M20x1.5 1x M16x1.5

**Connessioni e collegamenti - Motore**

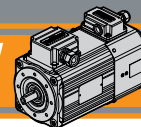
**Connection diagram - Motor**

Riferimenti

References



Morsetto di collegamento a leva a 2 e 3 poli  
Splicing connector with lever 2 - and 3 - pin.

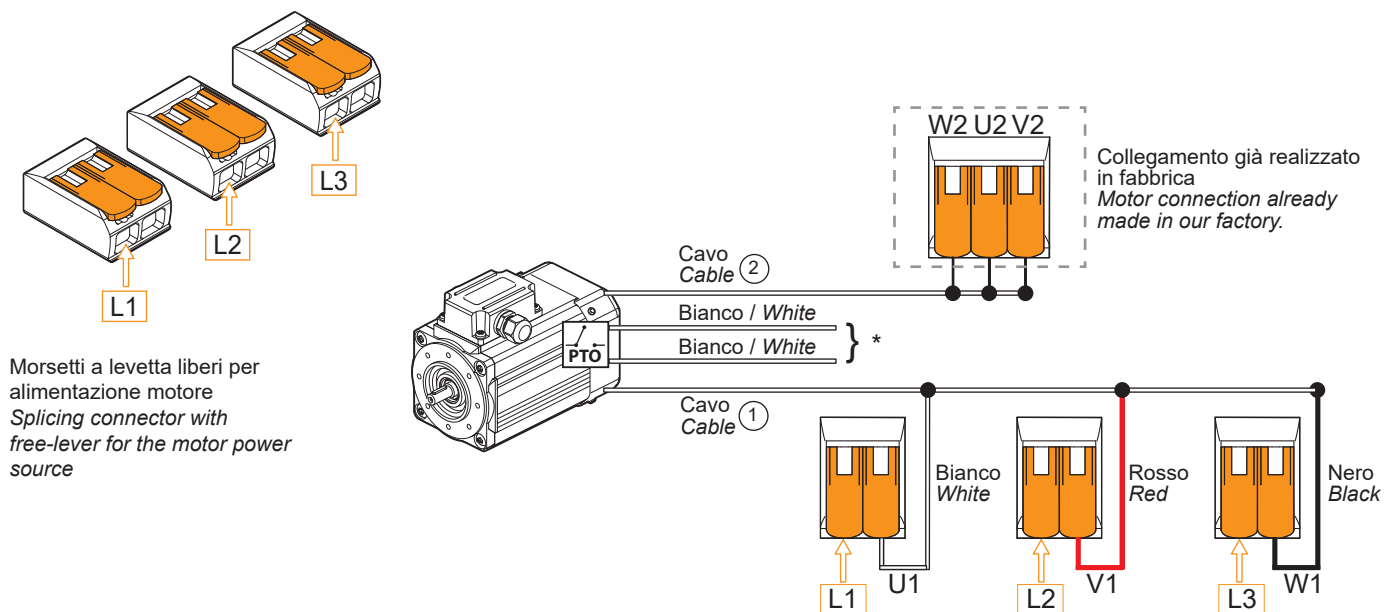


Connessioni e collegamenti - Motore

Connection diagram - Motor

400/460 V - Trifase / three phase

Collegamento a stella / Star connection

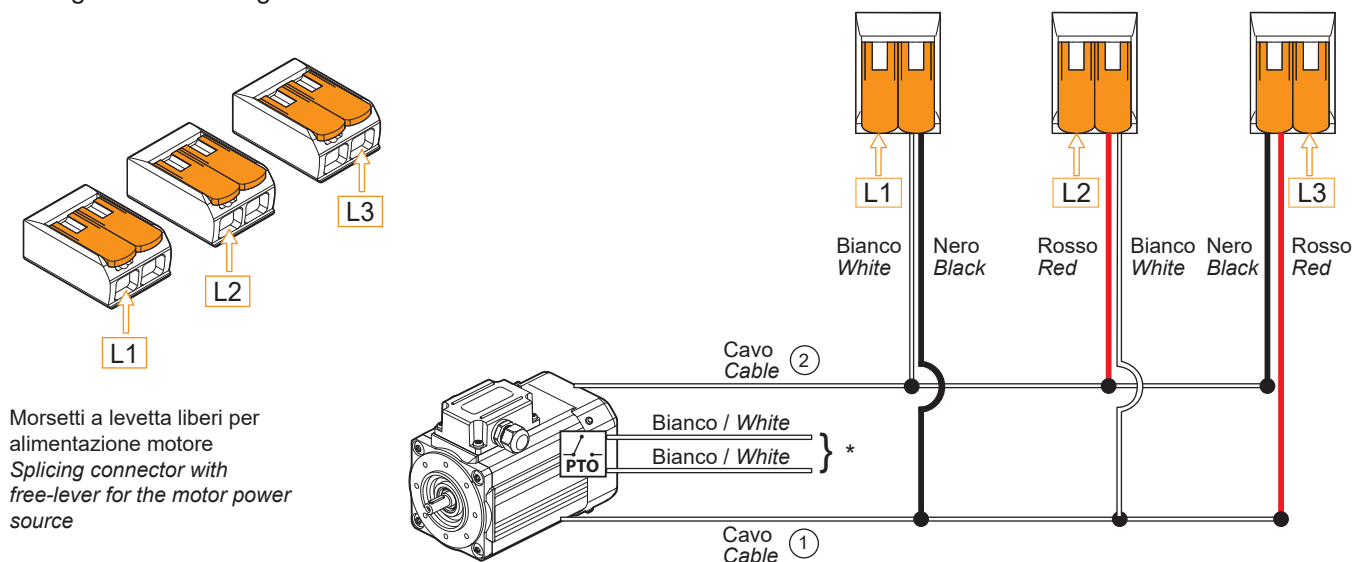


\*: collegamento al circuito di comando del motore a cura del cliente. Per ragioni di sicurezza è sconsigliato il collegamento in serie. Se necessario contattare il Servizio Tecnico Transtecno.

\*: motor supply connection by the customer. For safety reason Transtecno advises against PTO connected in series. If needed, contact Transtecno Technical Service.

230 V - Trifase / three phase

Collegamento a triangolo / Delta connection



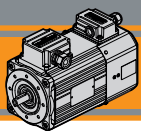
\*: collegamento al circuito di comando del motore a cura del cliente. Per ragioni di sicurezza è sconsigliato il collegamento in serie. Se necessario contattare il Servizio Tecnico Transtecno.

\*: motor supply connection by the customer. For safety reason Transtecno advises against PTO connected in series. If needed, contact Transtecno Technical Service.

I motori della serie SM sono forniti in collegamento a stella, lo schema di collegamento a triangolo sopra riportato fornisce una chiara indicazione delle modifiche che il cliente può apportare in autonomia. Se necessario contattare il Servizio Tecnico Transtecno.

The SM series is supplied in star connection, the delta connection diagram shown above provides a clear indication of the modification that the customer can make independently. If needed, contact Transtecno Technical Service.



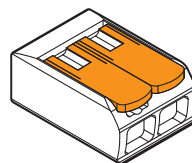
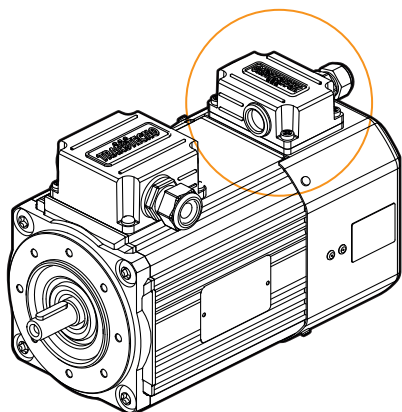


**Conessioni e collegamenti - Servoventola**

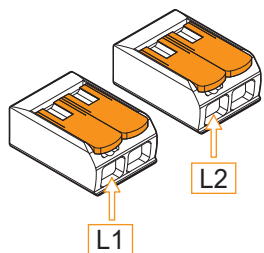
**Connection diagram - Servo fan**

**Riferimenti**

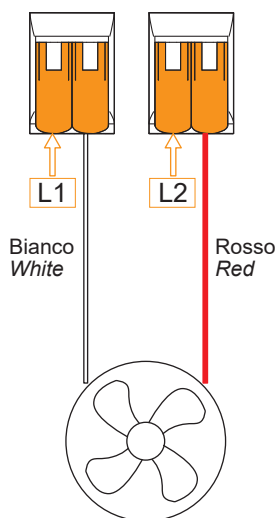
**References**

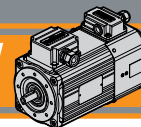


Morsetto di collegamento a leva a 2 poli  
Splicing connector with lever 2 pin.



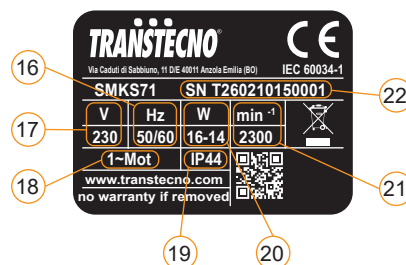
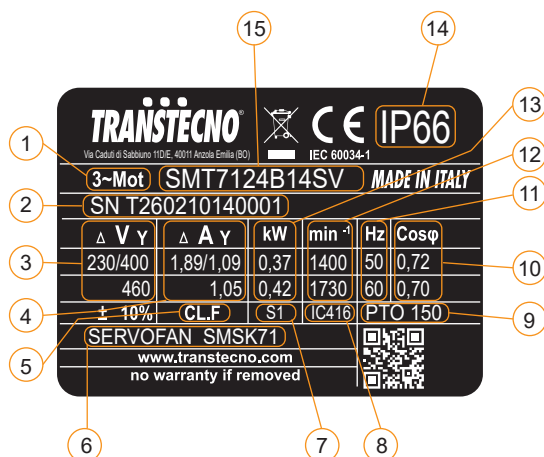
Morsetti a levetta liberi per alimentazione servoventola  
Splicing connector with free-lever for the electric fan





Targhetta

Nameplate



Pos.	Descrizione	Description
1	Tipo di alimentazione	Power supply
2	Numero di serie	Serial number
3	Tensione di alimentazione	Supply voltage
4	Corrente nominale	Rated current
5	Classe di isolamento	Insulation class
6	Tipo servoventola	Servo fan type
7	Servizio	Duty
8	Ventilazione	Fan cooling
9	Protezione termica PTO 150°C	PTO 150°C Thermal protection
10	Fattore di potenza	Power factor
11	Frequenza nominale	Rated frequency
12	Velocità nominale	Rated speed
13	Potenza nominale	Rated power
14	Grado di protezione IP motore	Motor IP protection rating
15	Tipo motore	Motor type
16	Frequenza kit servoventola	Servo fan kit frequency
17	Tensione kit servoventola	Servo fan kit voltage
18	Tipo di alimentazione kit servoventola	Servo fan kit power supply
19	Grado di protezione kit servoventola	Servo fan kit IP protection rating
20	Potenza kit servoventola	Servo fan kit power
21	Velocità kit servoventola	Servo fan kit speed
22	Numero di serie kit servoventola	Servo fan kit serial number



**TRANSTECNO**<sup>®</sup>  
the modular gearmotor

**SM..UL/CSA**

SM..UL/CSA



Motori elettrici asincroni CA  
**AC asynchronous electric motors**

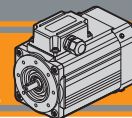


**C  US**

File E511911








<b>Indice</b>	<b>Index</b>	Pag. Page
Caratteristiche tecniche	<i>Technical features</i>	<b>D2</b>
Designazione	<i>Classification</i>	<b>D2</b>
Simbologia e formule	<i>Symbols and formulas</i>	<b>D3</b>
Dati tecnici	<i>Technical data</i>	<b>D3</b>
Dimensioni motori trifase	<i>Three phase motors dimensions</i>	<b>D4</b>
Dimensioni motori monofase	<i>Single phase motors dimensions</i>	<b>D7</b>
Cava esagonale	<i>Hexagonal socket</i>	<b>D9</b>
Versioni opzionali	<i>Optional versions</i>	<b>D9</b>
Opzione guarnizione CA	<i>Rubber gasket option</i>	<b>D9</b>
Certificazione UL / CSA	<i>UL / CSA certificate</i>	<b>D9</b>
Gradi di protezione IP	<i>IP protection rating</i>	<b>D10</b>
Tipo di servizio IEC	<i>IEC duty cycles</i>	<b>D11</b>
Tabella pressacavi	<i>Table of cable glands data</i>	<b>D11</b>
Connessioni e collegamenti	<i>Connection diagram</i>	<b>D12</b>
Targhetta	<i>Nameplate</i>	<b>D15</b>

Questa sezione annulla e sostituisce ogni precedente edizione o revisione. Qualora questa sezione non Vi sia giunta in distribuzione controllata, l'aggiornamento dei dati ivi contenuto non è assicurato. **In tal caso la versione più aggiornata è disponibile sul nostro sito internet [www.transtecno.com](http://www.transtecno.com)**

*This section replaces any previous edition and revision. If you obtained this catalogue other than through controlled distribution channels, the most up to date content is not guaranteed. In this case the latest version is available on our web site [www.transtecno.com](http://www.transtecno.com)*



### Caratteristiche tecniche

### Technical characteristics

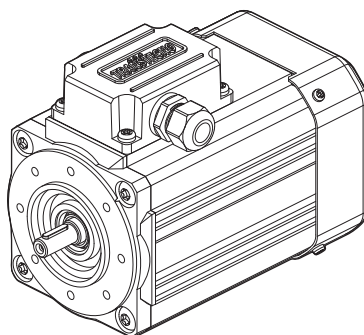
I motori certificati UL/CSA delle serie SMT ed SMM hanno le seguenti caratteristiche principali:

SMT and SMM motor range with UL/CSA Certification has the following main features:

- Costruzione compatta
- Motorizzazioni in corrente alternata monofase e trifase
- Carcasa estrusa in alluminio anodizzato nero
- Motore elettrico CA con grado di protezione IP66 (escluso condensatore)
- Rumorosità e vibrazioni contenute
- Isolamento termico di classe F
- Flangia motore IEC B14
- Temperatura ambiente: -20°C/+40°C
- Disponibili nella versione ventilata TEFC (servizio S1).
- Protezione termica PTO 150°C
- Motori trifase SMT dotati di separatori di fase
- Cava esagonale su albero motore lato NDE
- Condensatore di marcia per motori monofase SMM
- La tolleranza di tensione è ±10%
- Standard applicati:  
UL1004-1: Rotating Electrical Machines General Requirements  
CSA:100-14: Motors and Generators

- Compact design
- AC single phase and three phase motors available
- Black anodized extruded aluminium housing
- AC electric motor in IP66 protection Standard (except capacitor)
- Low noise and vibrations
- Class F insulation Standard
- Motor flange IEC B14
- Ambient temperature: -20°C / +40°C
- Fan cooled TEFC (duty S1)
- PTO 150°C thermal protection
- Three phase motors SMT equipped with phase separators.
- Motor shaft hexagon socket on the NDE side.
- Running capacitor for single phase motors SMM.
- Voltage tolerance ±10%
- Standards applied:  
UL1004-1: Rotating Electrical Machines General Requirements  
CSA:100-14: Motors and Generators

## SM .. UL/CSA





**UL/CSA**  
File E511911

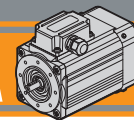


### Designazione

### Classification

MOTORE TRIFASE / THREE PHASE MOTOR									
SMT	63	2	4	0.18 kW	B14	230-400 V	50 Hz	TEFC	UL-CSA
Tipo Type	Grandezza Size	Indicativo potenza Power coefficient	Poli Poles	Potenza Power	Forma costruttiva Version	Tensione Voltage	Frequenza Frequency	Ventilazione Fan cooling	Versione UL UL Version
<b>SMT</b>  3~	Vedi tabelle See tables	<b>2 - 3</b>	<b>4</b>	<b>0.09 kW</b> ... <b>1.8 kW</b>	<b>B14</b>	<b>230-400 V</b>  <b>460V</b>	<b>50Hz</b>  <b>60Hz</b>	<b>TEFC</b>	<b>UL-CSA</b>
MOTORE MONOFASE / SINGLE PHASE MOTOR									
SMM	63	2	4	0.18 kW	B14	115 V	60 Hz	TEFC	UL-CSA
Tipo Type	Grandezza Size	Indicativo potenza Power coefficient	Poli Poles	Potenza Power	Forma costruttiva Version	Tensione Voltage	Frequenza Frequency	Ventilazione Fan cooling	Versione UL UL Version
<b>SMM</b>  1~	Vedi tabelle See tables	<b>2 - 3</b>	<b>4</b>	<b>0.09 kW</b> ... <b>0.37 kW</b>	<b>B14</b>	<b>115V</b>	<b>60Hz</b>	<b>TEFC</b>	<b>UL-CSA</b>




**Simbologia e formule**
**Symbols and formulas**

$P_n$	[kW]	Potenza nominale	Rated power
$I_n$	[A]	Corrente nominale	Rated current
$M_n$	[Nm]	Coppia nominale	Rated torque
$n_n$	[rpm]	Velocità nominale	Rated speed
$M_s / M_n$		Rapporto coppia spunto / coppia nominale	Ratio start torque / rated torque
$M_k / M_n$		Rapporto coppia massima / coppia nominale	Ratio max torque / rated torque
$I_s / I_n$		Rapporto corrente di spunto / corrente nominale	Ratio start current / rated current
$\cos\varphi$		Fattore di potenza al carico nominale	Power factor at rated torque load
$\eta$		Rendimento al carico nominale	Efficiency at rated torque load
$f$	[Hz]	Frequenza	Frequency
$V$	[V]	Tensione	Voltage
Potenza Power	[HP]	Potenza [kW] x 1.341	Power [kW] x 1.341
Potenza resa $P_n$ $P_n$ output power	[kW]	Potenza assorbita x $\eta$	Absorbed power x $\eta$
Pot. assorbita Absorbed power	[kW]	$\frac{V \times I \times \cos\varphi}{1000}$ (monofase)	$\frac{V \times I \times \cos\varphi}{1000}$ (singlephase)
		$\frac{V \times I \times \sqrt{3} \times \cos\varphi}{1000}$ (trifase)	$\frac{V \times I \times \sqrt{3} \times \cos\varphi}{1000}$ (threephase)
$I_n$ (230 V)		$I_n$ (400 V) x $\sqrt{3}$	$I_n$ (400 V) x $\sqrt{3}$

**Dati tecnici**
**Technical data**
**SMT Motori trifase / SMT Three phase motors**

(230-400 V / 50 Hz) poli / poles 4

(460 V / 60 Hz) poli / poles 4

TAGLIA SIZE	$P_n$ [kW]	$M_n$ [Nm]	$n_n$ [min <sup>-1</sup> ]	V - f [V - Hz]	$I_n$ (400-460 V) [A]	$\eta$ %	$\cos\varphi$	$M_s/M_n$	$I_s/I_n$	$M_k/M_n$	PTO [°C]	Servizio Duty TEFC
5624	0.09	0.63	1365	400 - 50	0.45	47.3	0.61	2.50	2.40	2.70	PTO 150°	S1
	0.11		1660	460 - 60		50.3		2.60	2.60			
5634	0.12	0.88	1300	400 - 50	0.45	52.0	0.74	1.90	2.40	1.90		
	0.14	0.83	1600	460 - 60	0.42	59.0	0.71	2.10	2.70	2.10		
6324	0.18	1.26	1360	400 - 50	0.69	57.0	0.66	2.50	2.90	2.50		
	0.22	1.27	1650	460 - 60		59.7	0.67		3.00			
6334	0.25	1.74	1375	400 - 50	0.94	62.0	0.64	2.80	3.00	2.80		
	0.28	1.59	1690	460 - 60		61.3	0.61	3.00	3.20	3.00		
7124	0.37	2.52	1400	400 - 50	1.09	68.0	0.72	2.75	4.20	2.75		
	0.42	2.35	1700	460 - 60		68.1	0.71	2.90	4.50	2.90		
7134	0.55	3.76	1395	400 - 50	1.55	70.2	0.73	2.90	4.40	2.90		
	0.66	3.71	1700	460 - 60		73.2			4.80	2.80		
8024	0.75	4.96	1440	400 - 50	1.97	82.0	0.67	3.60	6.00	3.70		
	0.90	4.93	1740	460 - 60		84.3	0.68	3.40	6.40	3.60		
8034	1.10	7.25	1450	400 - 50	2.92	83.6	0.65	4.0	6.80	4.40		
	1.21	6.65	1740	460 - 60		77.6	0.67	4.4	7.00	4.50		
9024	1.50	10.0	1430	400 - 50	3.48	85.2	0.73	3.2	6.30	3.50		
	1.80	9.88	1740	460 - 60		85.4	0.76	3.4	6.50	3.40		

**SMM Motori monofase / SMM Single phase motors**

(115 V / 60 Hz) poli / poles 4

TAGLIA SIZE	$P_n$ [kW]	$M_n$ [Nm]	$n_n$ [min <sup>-1</sup> ]	V - f [V - Hz]	$I_n$ (115V) [A]	$\eta$ %	$\cos\varphi$	$M_s/M_n$	$I_s/I_n$	$M_k/M_n$	Cond/cap [μF]	PTO [°C]	Servizio Duty TEFC
5624	0.09	0.52	1665	115 - 60	1.60	50.0	0.98	0.64	1.95	1.51	20	PTO 150°	S1
6324	0.18	1.09	1570	115 - 60	2.70	58.5	0.99	1.0	2.1	1.50	40		
7124	0.37	2.18	1620	115 - 60	4.70	69.8	0.98	0.64	2.3	1.33	60		

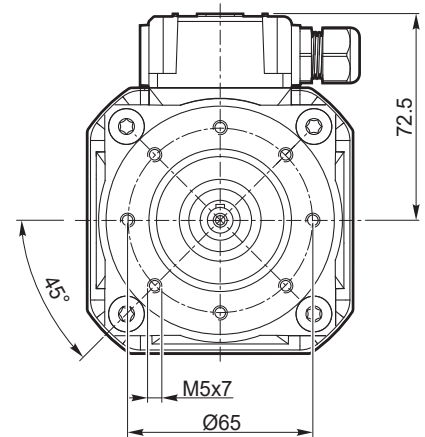
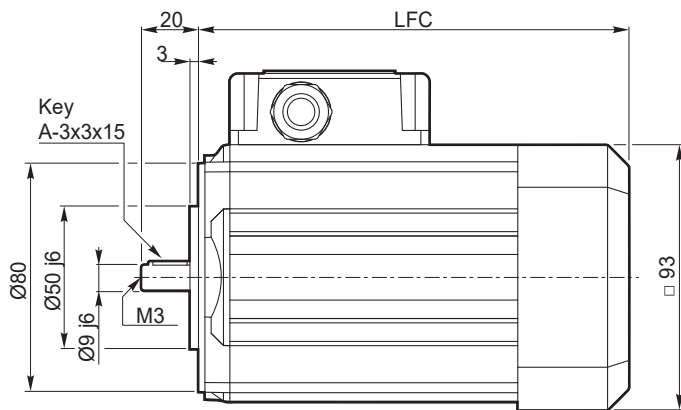


**Dimensioni motori trifase**

**Three phase motors dimensions**

3~

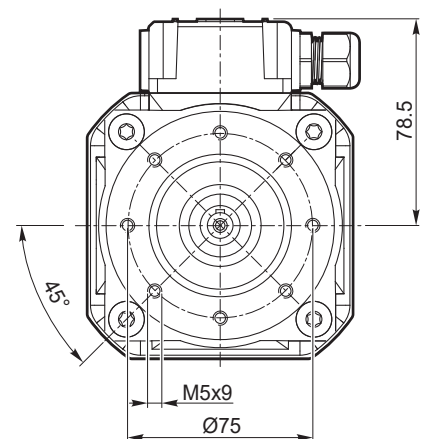
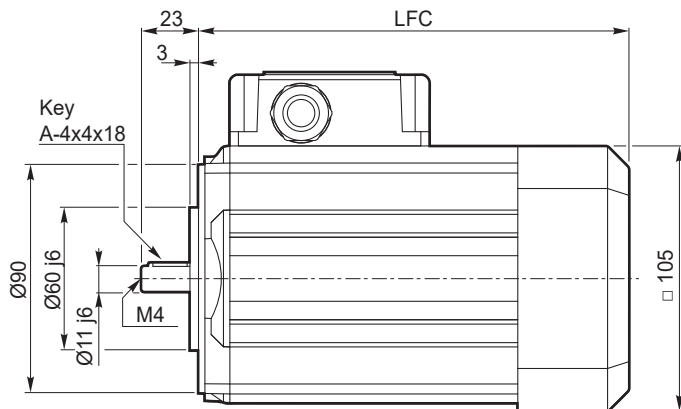
**SMT56.. - B14 - TEFC**




SMT	... TEFC	
	LFC	Kg
5624	186	3.1
5634	186	3.5

3~

**SMT63.. - B14 - TEFC**



SMT	... TEFC	
	LFC	Kg
6324	205.5	4.7
6334	205.5	5.4

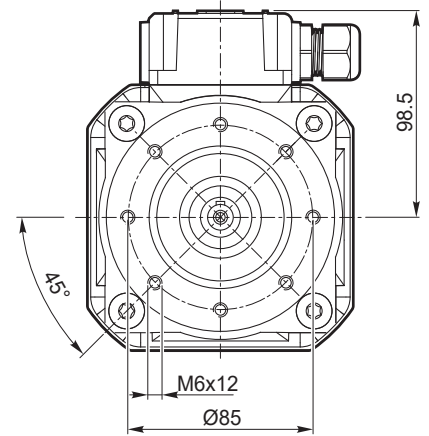
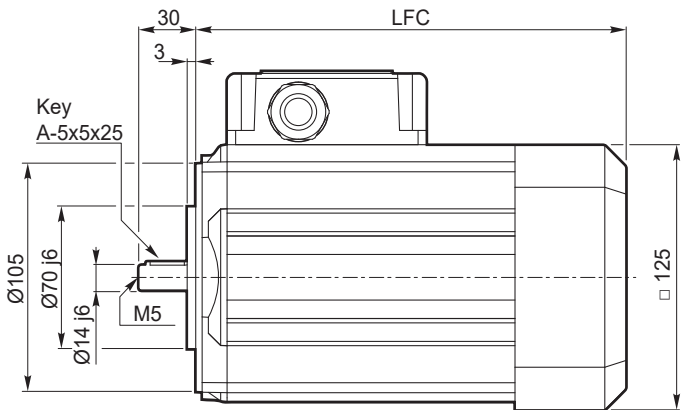


**Dimensioni motori trifase**

**Three phase motors dimensions**

3 ~

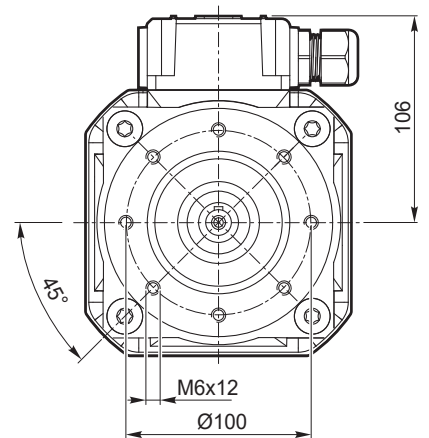
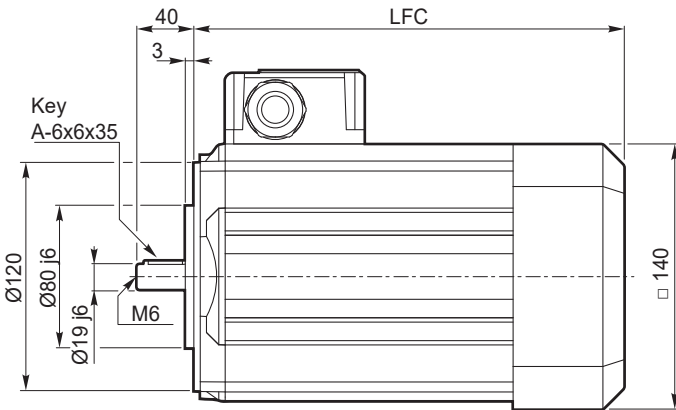
**SMT71.. - B14 - TEFC**



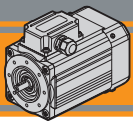
SMT	... TEFC	
	LFC	Kg
7124	214	7.0
7134	214	8.2

3 ~

**SMT80.. - B14 - TEFC**



SMT	... TEFC	
	LFC	Kg
8024	283	12.8
8034	309	17.1

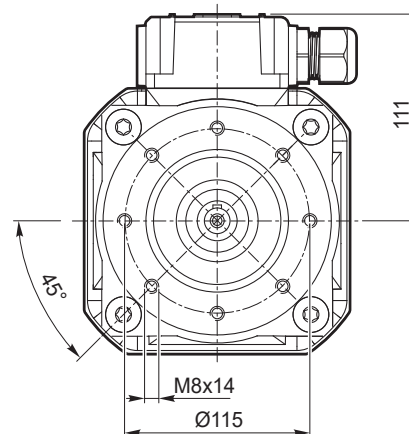
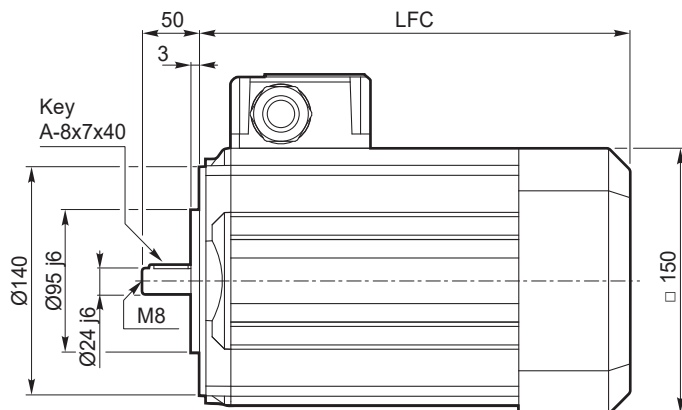


**Dimensioni motori trifase**


**Three phase motors dimensions**

3 ~

**SMT90.. - B14 - TEFC**



SMT	... TEFC	
	LFC	Kg
9024	313	18.5

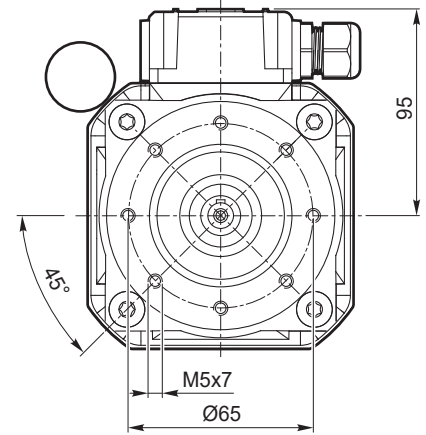
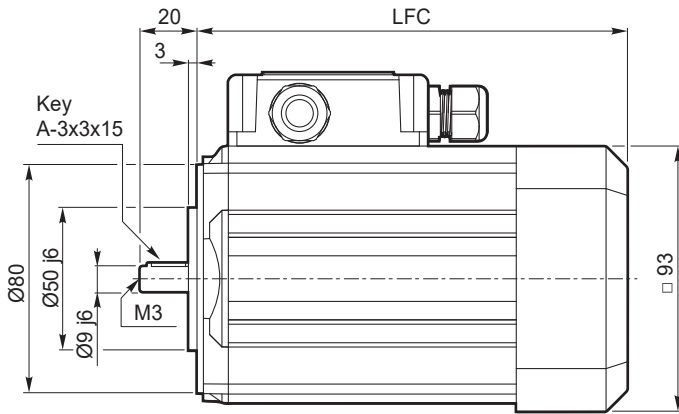


Dimensioni motori monofase

Single phase motors dimensions

1 ~

**SMM56.. - B14 - TEFC**

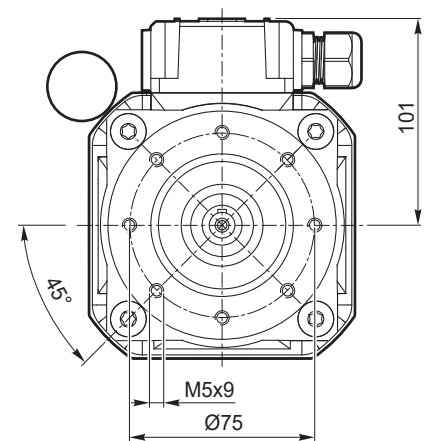
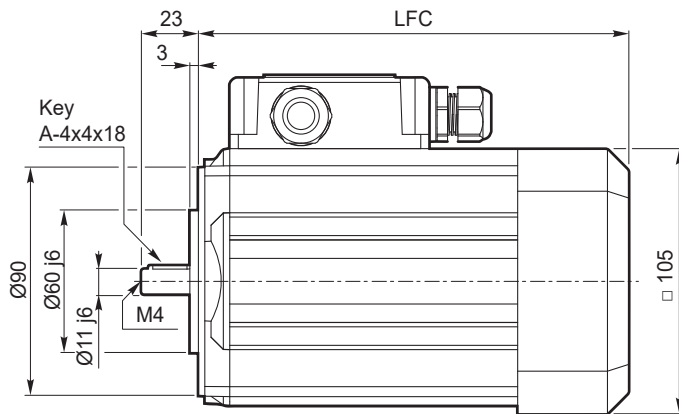


SMM	... TEFC	
	LFC	Kg
5624	186	3.6

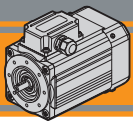
SM..UL/CSA

1 ~

**SMM63.. - B14 - TEFC**



SMM	... TEFC	
	LFC	Kg
6324	205.5	5.5

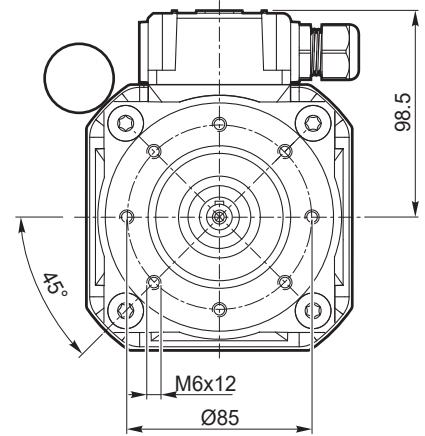
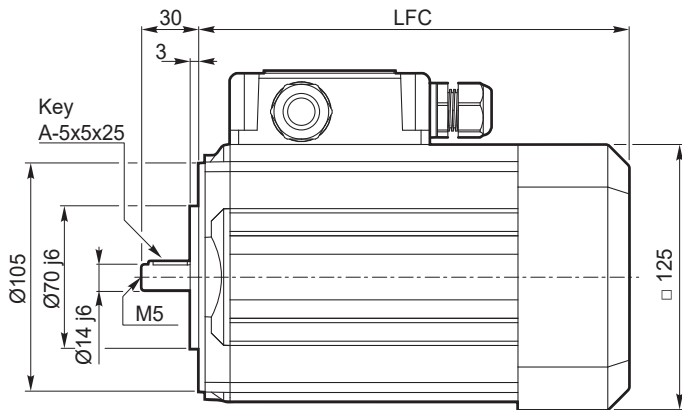


**Dimensioni motori monofase**


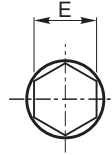
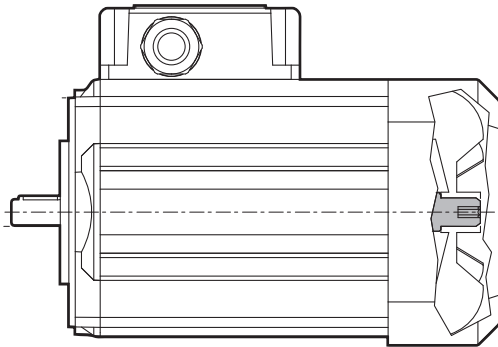
**Single phase motors dimensions**

1 ~

**SMM71.. - B14 - TEFC**



SMM	... TEFC	
	LFC	kg
7124	214	8.0


**Cava esagonale**
**Hexagonal socket**

**Esagono / Hexagon**

SM..	E
56	4
63	
71	
80	6
90	

**Nota:**

Installare a monte dell'alimentazione un dispositivo che assicuri la disconnessione della rete omipolare, durante le operazioni di rotazione manuale è obbligatorio l'utilizzo di tale sezionatore.

Il quadro elettrico del motore deve essere lucchettabile al fine di evitare il riarmo non previsto alla rete elettrica.

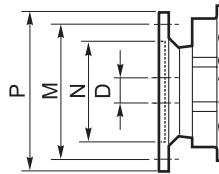
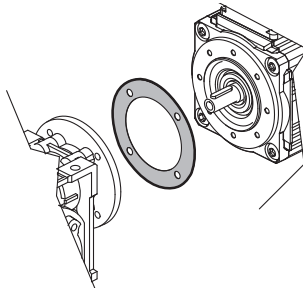
E' severamente vietata la messa in servizio del motore elettrico senza coprivotola opportunamente montata.

**Note:**

An omnipolar cut-off device must be fitted upstream of the power supply; the use of this device is mandatory during manual rotation operations.

The switchgear for the motor must be padlockable in order to prevent the power supply from being accidentally reset. It is strictly prohibited to put the electric motor into service if the fan cover is not fitted.

SM..UL/CSA

**Opzione guarnizione CA**
**Rubber gasket option**

**Dimensioni IEC / IEC Dimensions**

	56 B14	63 B14	71 B14	80 B14	90 B14
<b>N</b>	50	60	70	80	95
<b>M</b>	65	75	85	100	115
<b>P</b>	80	90	105	120	140
<b>D</b>	9	11	14	19	24

**Versioni opzionali**
**Optional versions**

Versioni opzionali con freno ed encoder disponibili a richiesta su alcuni modelli. Su richiesta sono disponibili grandezze motore superiori a quelle indicate a catalogo.

Si prega di contattare il nostro Servizio Tecnico.

Optional versions with brake and encoder are available on request on some models. Motor sizes bigger than those indicated in the catalogue are available on request.

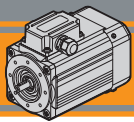
Please contact our Technical Service.

**Certificazione UL / CSA**
**UL / CSA certificate**

I motori SM certificati UL/CSA sono marcati secondo la Norma UL 1004-1, Rotating Electrical Machines General Requirements e CSA 100-14, Motors and Generators.

SM motors Certified UL/CSA are marked for approval by UL 1004-1, Rotating Electrical Machines General Requirements and CSA 100-14, Motors and Generators.



**Grado di protezione IP****IP protection rating**

Indica il grado di isolamento meccanico del corpo motore.















1<sup>a</sup> cifra protezione alla penetrazione di corpi solidi.


2<sup>a</sup> cifra protezione contro la penetrazione d'acqua.

IP protection rating indicates the degree of mechanical insulation of the motor casing.

The 1<sup>st</sup> figure indicates the level of protection against the intrusion of solid matter.

The 2<sup>nd</sup> figure indicates to which degree the motor is waterproof.

IP		Definizione / Description	IP		Definizione / Description
0		Non protetto / No protection	0		Non protetto / No protection
1		Protetto da corpi solidi superiori a Ø 50 mm. <i>Protected against solid matter (over Ø 50 mm).</i>	1		Protetto contro la caduta verticale di gocce d'acqua. <i>Protected against drops of water falling vertically.</i>
2		Protetto da corpi solidi superiori a Ø 12 mm. <i>Protected against solid matter (over Ø 12 mm).</i>	2		Protetto contro la caduta verticale di gocce d'acqua con inclinazione max di 15°. <i>Protected against drops of water falling up to 15°.</i>
3		Protetto da corpi solidi superiori a Ø 2.5 mm. <i>Protected against solid matter (over Ø 2.5 mm).</i>	3		Protetto contro la pioggia. <i>Rain proof.</i>
4		Protetto da corpi solidi superiori a Ø 1 mm. <i>Protected against solid matter (over Ø 1 mm).</i>	4		Protetto contro gli spruzzi. <i>Splash proof.</i>
5		Protetto contro la polvere. <i>Dust protected.</i>	5		Protetto contro getti d'acqua. <i>Water jet proof.</i>
6		Totalmente protetto contro la polvere. <i>Fully dust tight.</i>	6		Protetto dalle ondate. <i>Waveproof.</i>
7		N.A.	7		Protetto contro immersione. <i>Immersion up to 1 metre.</i>
8		N.A.	8		Protetto contro immersione/sommersione prolungata. <i>Immersion beyond 1 metre.</i>


**Tipi di servizi IEC**
**IEC duty cycles**

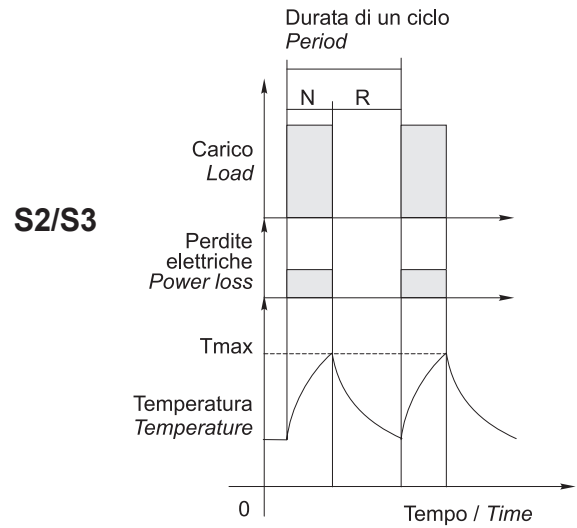
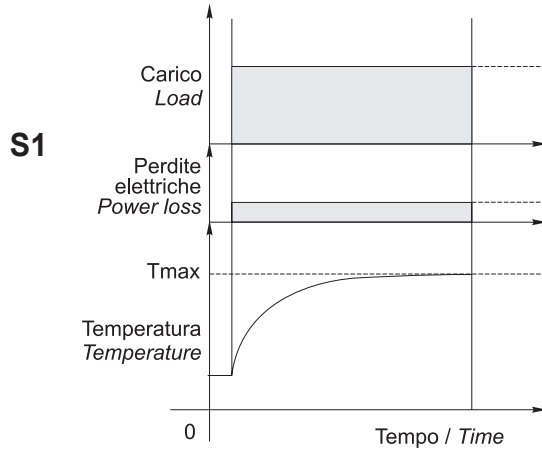
Il servizio di un motore indica il tipo di utilizzo e la gravosità del ciclo di lavoro.

The duty cycle of a motor indicates its use and running cycle.

Grafico servizi più comuni

Most common duty cycles diagram

N = funzionamento / run  
 R = riposo / rest



NOTA: Lo stesso motore può essere usato per cicli e servizi diversi, con l'unica limitazione che la temperatura interna non superi mai la Tmax stabilita dalla classe di isolamento termico del motore.

NOTE: The same motor can run under all duty services, limitation is due to internal temperature that must not override Tmax stated by motor thermal class.

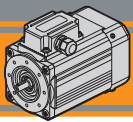
SM..UL/CSA

**Tabella pressacavi**
**Table of cable glands data**
**Serie SMT / SMT Series**

TAGLIA SIZE	Pressacavo Cable gland
56 / 63	M16x1.5
71 / 80 / 90	M20x1.5

**Serie SMM / SMM Series**

TAGLIA SIZE	Pressacavo Cable gland
56 / 63	2 x M16x1.5
71	1x M20x1.5 + 1 x M16x1.5

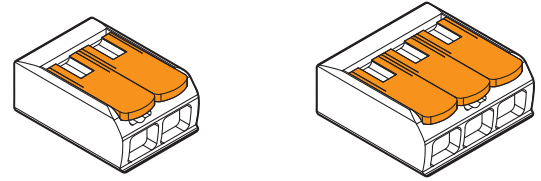



Connessioni e collegamenti

Connection diagram

Riferimenti

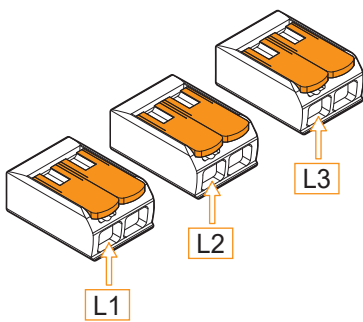
References



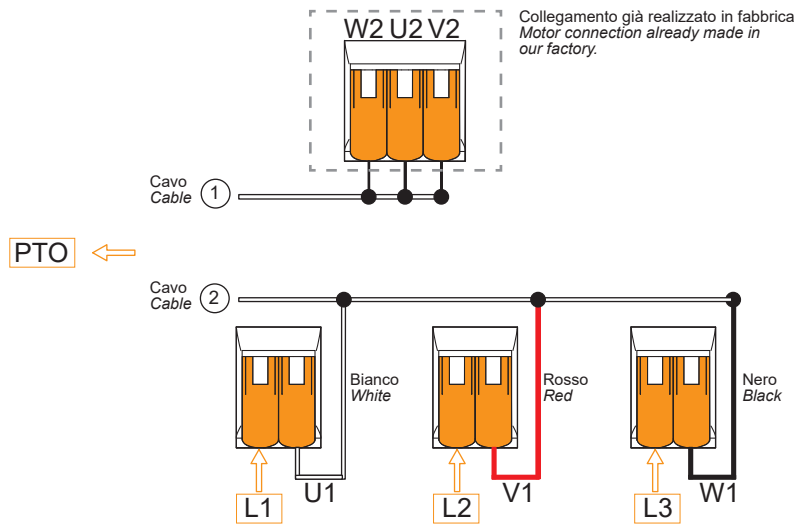
Morsetto di collegamento a leva a 2 e 3 poli  
Splicing connector with lever 2- and 3-pin.

400/460 V - Trifase / three phase

Collegamento a stella / Star connection

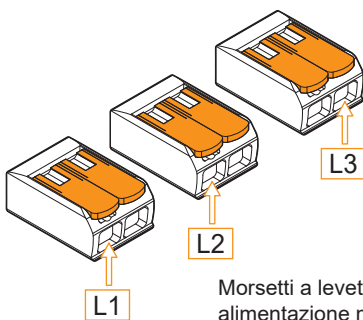


Morsetti a levetta liberi per alimentazione motore  
Splicing connector with free-lever for the motor power source



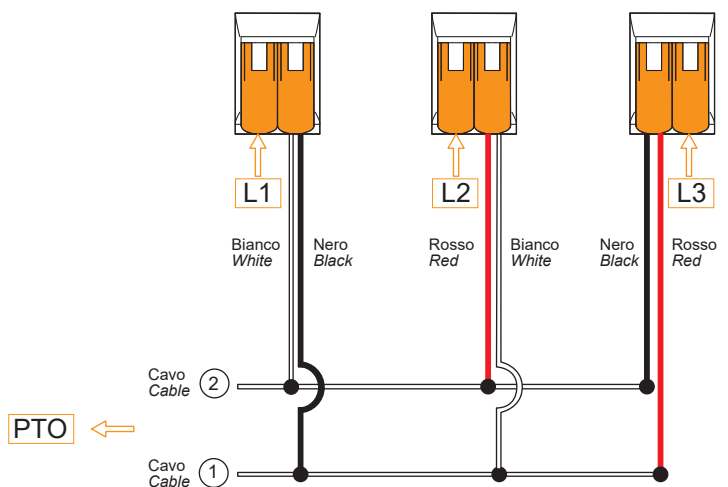
230 V - Trifase / three phase

Collegamento a triangolo / Delta connection




Morsetti a levetta liberi per alimentazione motore

Splicing connector with free-lever for the motor power source



I motori della serie SM sono forniti in collegamento a stella, lo schema di collegamento a triangolo sopra riportato fornisce una chiara indicazione delle modifiche che il cliente può apportare in autonomia. Se necessario contattare il Servizio Tecnico Transtecno.

The SM series is supplied in star connection, the delta connection diagram shown above provides a clear indication of the modification that the customer can make independently. If needed, contact Transtecno Technical Service.

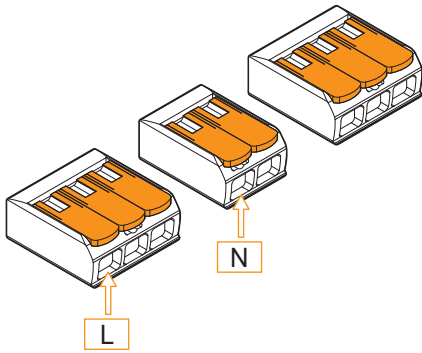


Connessioni e collegamenti

Connection diagram

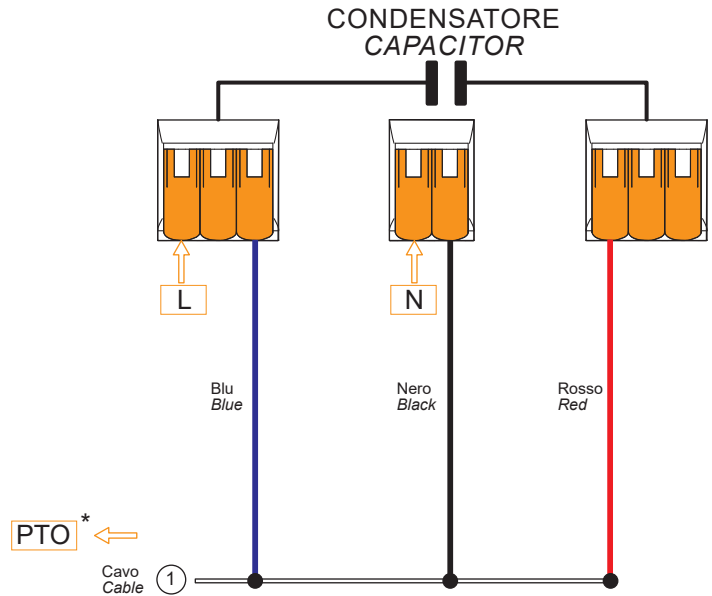
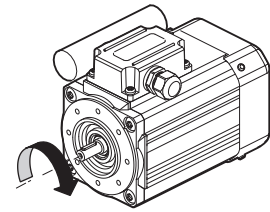
**115 V - Monofase / single phase**

Monofase da SMM 56... a SMM 71... / Single phase from SMM 56... to SMM 71...



Morsetti a levetta liberi per alimentazione motore  
Splicing connector with free-lever for the motor power source

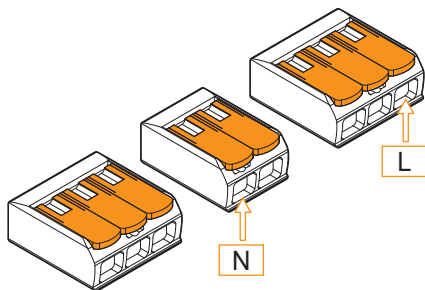
Senso di rotazione orario  
Clockwise direction of rotation



SM..UL/CSA

**115 V - Monofase / single phase**

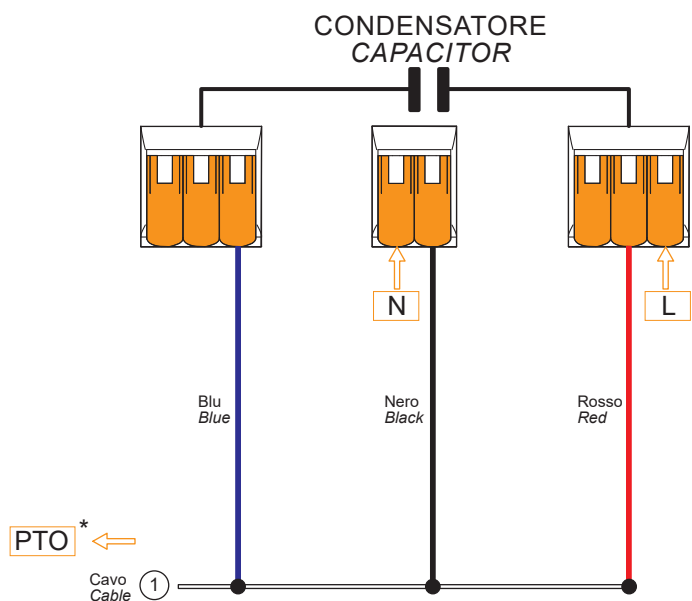
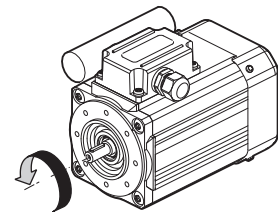
Monofase da SMM 56... a SMM 71... / Single phase from SMM 56... to SMM 71...



Morsetti a levetta liberi per alimentazione motore

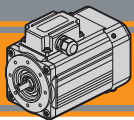
Splicing connector with free-lever for the motor power source

Senso di rotazione antiorario  
Counter-clockwise direction of rotation



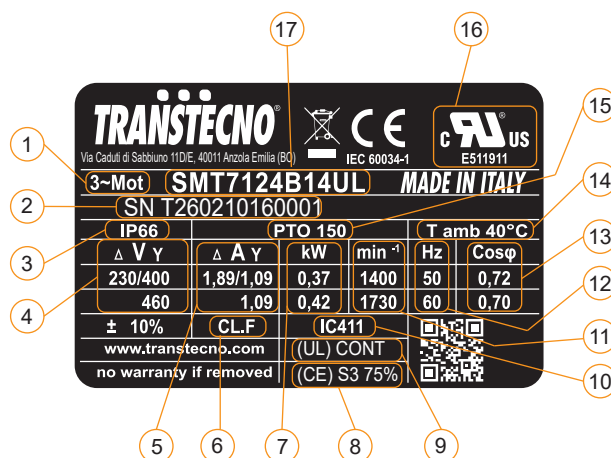
\*: collegamento al circuito di comando del motore a cura del cliente. Per ragioni di sicurezza è sconsigliato il collegamento in serie. Se necessario contattare il Servizio Tecnico Transtecno.

\*: motor supply connection by the customer. For safety reason Transtecno advises against PTO connected in series. If needed, contact Transtecno Technical Service.



## Targhetta

## Nameplate




Pos.	Descrizione	Description
1	Tipo di alimentazione	Power supply
2	Numero di serie	Serial number
3	Grado di protezione IP motore	Motor IP protection rating
4	Tensione di alimentazione	Supply voltage
5	Corrente nominale	Rated current
6	Classe di isolamento	Insulation class
7	Potenza nominale	Rated power
8	Servizio per certificazione CE	CE compliance duty
9	Servizio per certificazione UL/CSA	UL/CSA compliance duty
10	Ventilazione	Fan cooling
11	Velocità nominale	Rated speed
12	Frequenza nominale	Rated frequency
13	Fattore di potenza	Power factor
14	Temperatura ambiente massima	Max allowed ambient temperature
15	Protezione termica PTO 150°C	PTO 150°C Thermal protection
16	Certificazione UL/CSA	UL/CSA compliance
17	Tipo di motore	Motor type



 **TRANSTECNO SRL**  
**HEADQUARTERS**

Company subject to the management  
and coordination of INTERPUMP GROUP SPA  
Via Caduti di Sabbiuno, 11  
40011 Anzola dell'Emilia (BO)  
ITALY  
T +39 051 64 25 811  
F +39 051 73 49 43  
sales@transtecno.com  
[www.transtecno.com](http://www.transtecno.com)

  
**TRANSTECNO®**  
the modular gearmotor  
MEMBER OF INTERPUMP GROUP

CATSM0225



 **HANGZHOU INTERPUMP  
POWER TRANSMISSIONS CO LTD**  
No.4 Xiuyan Road Fengdu Industry Zone  
Pingyao Town Yuhang District  
Hangzhou City, Zhejiang Province  
311115 – CHINA  
T +86 571 86 92 02 60  
info-china@transtecno.cn  
[www.transtecno.cn](http://www.transtecno.cn)

 **TRANSTECNO IBÉRICA  
THE MODULAR GEARMOTOR, S.A.**  
Carrer de la Ciència, 45  
08840 Viladecans (Barcelona) - SPAIN  
T +34 931 598 950  
info@transtecno.es  
[www.transtecno.es](http://www.transtecno.es)

 **TRANSTECNO B.V.**  
Siliciumweg 32  
3812 SX Amersfoort - NETHERLANDS  
T +31(0) 33 45 19 505  
info@transtecno.nl  
[www.transtecno.nl](http://www.transtecno.nl)


 **TRANSTECNO AANDRIJFTECHNIEK B.V.**  
Siliciumweg 32  
3812 SX Amersfoort - NETHERLANDS  
T +31 (0) 33 20 47 006  
info@transtecnoaandrijftechnik.nl  
[www.transtecnoaandrijftechnik.nl](http://www.transtecnoaandrijftechnik.nl)


 **MA TRANSTECNO S.A.P.I. DE C.V.**  
Julián Sepúlveda Dávila #107,  
Parque Industrial SG  
Apodaca, Nuevo León, CP. 66640  
MÉXICO  
T +52 8113340920  
info@transtecno.com.mx  
[www.transtecno.com.mx](http://www.transtecno.com.mx)

 **TRANSTECNO USA**  
8 Creek Parkway,  
Boothwyn PA 19061-8136 - UNITED STATES  
T + 1 (610) 4970154

**TRANSTECNO USA – WEST COAST BRANCH**  
14561 Fryelands Blvd SE  
Monroe, WA 98272 - UNITED STATES  
T +1 360-863-1300  
usaoffice@transtecno.com  
[www.transtecno.com](http://www.transtecno.com)

 **TRANSTECNO CANADA**  
51 B Caldari Road Unit 10  
Vaughan, ON L4K 4G3 - CANADA  
T +1 905 761 0762  
canadaoffice@transtecno.com  
[www.transtecno.com](http://www.transtecno.com)

 **TRANSTECNO INDIA**  
#6A, Sipcot Industrial complex, Phase-1, Elasangiri Road  
Hosur – 635126 Tamilnadu - INDIA  
T +91 4344 274434  
M +91 81443 88800

 **TRANSTECNO BRAZIL**  
Rua Gilberto de Zorzi, 525 Forqueta - CEP. 95115-730  
CX Postal 3544 Caxias do Sul RS – BRAZIL

**TRANSTECNO BRAZIL – SÃO PAULO BRANCH**  
Rua Fortunato Jose Deltreggia, 745 – CEP: 13347-441  
Indaiatuba, São Paulo – BRAZIL  
T +55 19 98927 3906

**TRANSTECNO BRAZIL – PORTO ALEGRE BRANCH**  
Rua Dr. Freire Alemão 155 / 402 - CEP. 90450-060  
Auxiliadora Porto Alegre RS - BRAZIL  
T +55 51 4042 0916  
M +55 51 811 45 962  
braziloffice@transtecno.com  
[www.transtecno.com.br](http://www.transtecno.com.br)

 **INTERPUMP ANTRIEBSTECHNIK GMBH**  
Büro Stuttgart - Dieselstraße 6  
70738 Fellbach - GERMANY  
T +49 (0)171 4781909  
germanoffice@transtecno.com  
[www.transtecno.com](http://www.transtecno.com)

 **TRANSTECNO AUSTRALIA**  
1/2 Access Way, CarrumDowns, Victoria, 3201  
AUSTRALIA  
T +61 (03) 9775 1077  
australiaoffice@transtecno.com  
[www.transtecno.com](http://www.transtecno.com)

 **SALES OFFICE OCEANIA**  
Unit 5, 12 Nyholt Drive, Yatala 4207  
Queensland - AUSTRALIA  
T +61 07 3800 0103  
M +61 04 38060997  
oceaniaoffice@transtecno.com  
[www.transtecno.com.au](http://www.transtecno.com.au)