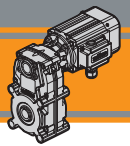




Motoriduttori pendolari
Helical parallel gearmotors

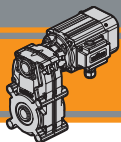




| Indice | Index | Pag. Page |
|--------------------------|------------------------------|--------------|
| Caratteristiche tecniche | <i>Technical features</i> | E2 |
| Designazione | <i>Classification</i> | E2 |
| Sensi di rotazione | <i>Direction of rotation</i> | E3 |
| Simbologia | <i>Symbols</i> | E3 |
| Lubrificazione | <i>Lubrication</i> | E3 |
| Carichi radiali | <i>Radial loads</i> | E4 |
| Motori applicabili | <i>Motors adapters</i> | E4 |
| Dati tecnici | <i>Technical data</i> | E5 |
| Dimensioni | <i>Dimensions</i> | E11 |

Questa sezione annulla e sostituisce ogni precedente edizione o revisione. Qualora questa sezione non Vi sia giunta in distribuzione controllata, l'aggiornamento dei dati ivi contenuto non è assicurato. **In tal caso la versione più aggiornata è disponibile sul nostro sito internet www.transtecno.com**

*This section replaces any previous edition and revision. If you obtained this catalogue other than through controlled distribution channels, the most up to date content is not guaranteed. **In this case the latest version is available on our web site www.transtecno.com***



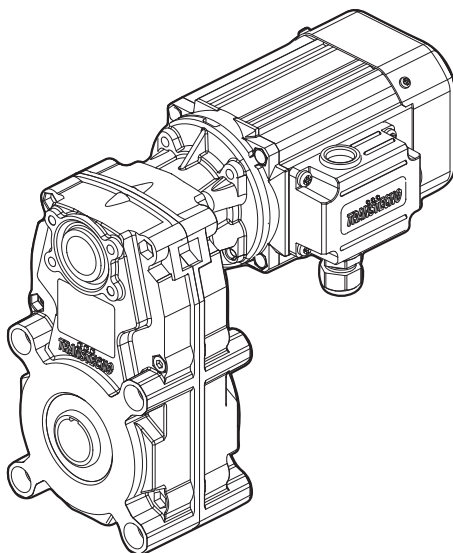
Caratteristiche tecniche

Technical features

I motoriduttori pendolari della serie FT hanno le seguenti caratteristiche principali:

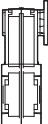

FT helical parallel gearmotors range has the following main features:




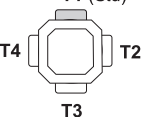
- Carcasa in pressofusione di alluminio
- Lubrificazione permanente con olio sintetico.
- Ingranaggi cilindrici a denti elicoidali, induriti e rettificati.
- Die-cast aluminium housings
- Permanent synthetic oil long-life lubrication.
- Ground-hardened helical gears.




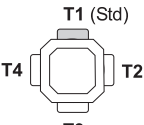


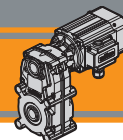
Designazione

Classification

| RIDUTTORE / GEARBOX | | | | | | |
|---|--|---------------------|----------------------------|---|--|------------------------------|
| FT | 146 | U | 60.63 | O20 | 56 | B5 |
| Tipo Type | Grandezza Size | Versione Version | Rapporto Ratio | Albero cavo uscita Hollow output shaft | IEC | Forma costruttiva Version |
|  | 105/3 105/4 146 176 196 | U... | vedi tabelle see tables | vedi tabelle see tables |  56 63 71 80 90 | B5 B14 |


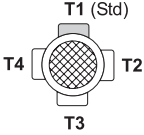
| MOTORE TRIFASE / THREE PHASE MOTOR | | | | | | | | | | |
|---|--|---|---------------|--|------------------------------|-------------------------------------|--------------------------------|--------------------------------|--|--|
| SMT | 63 | 2 | 4 | 0.18 kW | B14 | 230-400 V | 50 Hz | TEFC | BR | T1 |
| Tipo Type | Grandezza Size | Indicativo potenza Power coefficient | Poli Poles | Potenza Power | Forma costruttiva Version | Tensione Voltage | Frequenza Frequency | Ventilazione Fan cooling | Opzioni Options | Pos. Morsettiera Terminal box pos. |
|  SMT |  N1 pag. | 1-2-3-4-5 | 4 | 0.04 kW ... 2.2 kW | B14 | 230-400 V 460V | 50Hz 60Hz | TEFC TENV |  O1 P1 Q1 pag. |  T1 (Std) T4 T2 T3 |

| MOTORE MONOFASE / SINGLE PHASE MOTOR | | | | | | | | | | |
|---|--|---|---------------|---|------------------------------|---------------------|------------------------|--------------------------------|--|--|
| SMM | 63 | 2 | 4 | 0.18 kW | B14 | 230 V | 50 Hz | TEFC | UL-CSA | T1 |
| Tipo Type | Grandezza Size | Indicativo potenza Power coefficient | Poli Poles | Potenza Power | Forma costruttiva Version | Tensione Voltage | Frequenza Frequency | Ventilazione Fan cooling | Opzioni Options | Pos. Morsettiera Terminal box pos. |
|  SMM |  N1 pag. | 1-2-3-4 | 4 | 0.04 kW ... 0.75 kW | B14 | 230V | 50Hz | TEFC TENV |  Q1 pag. |  T1 (Std) T4 T2 T3 |



Designazione

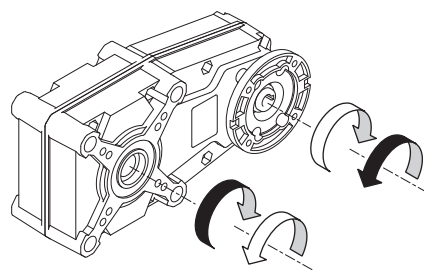
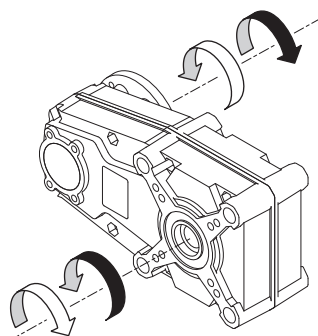
Classification

| MOTORE TRIFASE / THREE PHASE MOTOR | | | | | | | | | |
|------------------------------------|---|---|---------------|--|------------------------------|----------------|--------------------------------------|----------------------------|---|
| TS | 63 | 2 | 4 | 0.18 kW | B5 | 3 ph | 230-400 V | 50 Hz | T1 |
| Tipo Type | Grandezza Size | Indicativo potenza Power coefficient | Poli Poles | Potenza Power | Forma costruttiva Version | Fasi Phases | Tensione Voltage | Frequenza Frequency | Pos. Morsettiera Terminal box pos. |
| TS |  | 1-2-3-S L1-L2 | 4 | 0.09 kW ... 2.2 kW | B5 B14 | 3 ph | 230-400 V 275-480 V | 50Hz 60Hz |  |

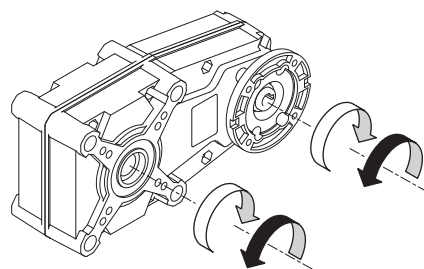
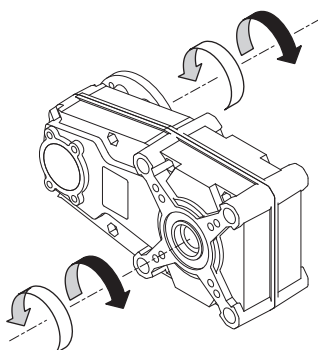
Sensi di rotazione

Direction of rotation

FT105/3
FT146
FT176
FT196




FT105/4



Simbologia

Symbols

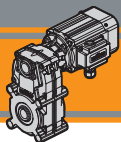
| | | |
|---|----------------------|--|
| n_1 | [min ⁻¹] | Velocità in ingresso / <i>Input speed</i> |
| n_2 | [min ⁻¹] | Velocità in uscita / <i>Output speed</i> |
| i | | Rapporto di riduzione / <i>Ratio</i> |
| P_1 | [kW] | Potenza in entrata / <i>Input power</i> |
| M_2 | [Nm] | Coppia nominale in uscita in funzione di P_1 / <i>Output torque referred to P_1</i> |
| P_{n1} | [kW] | Potenza nominale in entrata / <i>Nominal input power</i> |
| M_{n2} | [Nm] | Coppia nominale in uscita in funzione di P_{n1} / <i>Nominal output torque referred to P_{n1}</i> |
| sf | | Fattore di servizio / <i>Service factor</i> |
| R_2 | [N] | Carico radiale ammissibile in uscita / <i>Permitted output radial load</i> |
| A_2 | [N] | Carico assiale ammissibile in uscita / <i>Permitted output axial load</i> |
|  | [kg] | Peso del solo riduttore / <i>Weight of the gearbox only</i> |

Lubrificazione

Lubrication

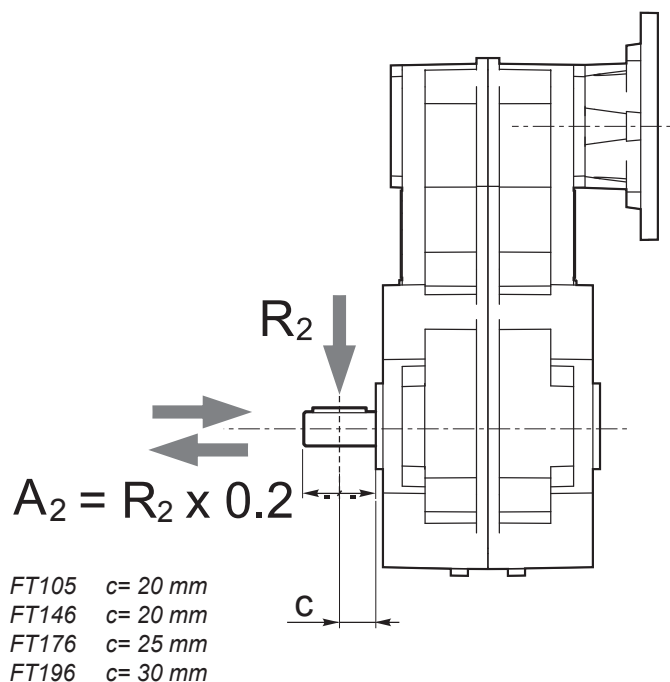
Tutti i motoriduttori sono forniti completi di lubrificante sintetico viscosità 320, pertanto possono essere installati in qualunque posizione di montaggio e non necessitano di manutenzione.

Permanent synthetic oil long-life lubrication (viscosity grade 320) makes it possible to use the gearmotors in all mounting positions; for this reason they can be installed in any assembly position and do not require maintenance.



Carichi radiali

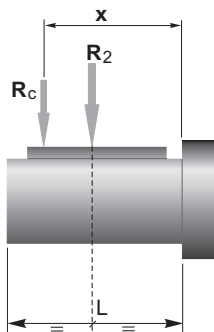
Radial loads



| n ₂ [min ⁻¹] | R ₂ [N] | | | |
|--|--------------------|-------|-------|-------|
| | FT105 | FT146 | FT176 | FT196 |
| 70 | 1500 | 2500 | 3000 | 3500 |
| 40 | 1700 | 2700 | 3500 | 4000 |
| 30 | 1850 | 2850 | 4000 | 4600 |
| 20 | 2000 | 3000 | 4500 | 5500 |
| 10 | 2000 | 3000 | 5000 | 7000 |
| 5 | 2000 | 3000 | 5000 | 7000 |

Quando il carico radiale risultante non è applicato sulla mezzeria dell'albero occorre calcolare quello effettivo con la seguente formula:

When the resulting radial load is not applied on the centre line of the shaft it is necessary to calculate the effective load with the following formula:



| | FT105 | FT146 | FT176 | FT196 |
|-------------------|-------|-------|-------|-------|
| a | 82 | 82,5 | 115 | 132 |
| b | 62 | 62,5 | 90 | 102 |
| R _{2MAX} | 2000 | 3000 | 5000 | 7000 |

$$R_c = \frac{R_2 \cdot a}{(b+x)} \leq R_{2MAX}$$

a, b = valori riportati nella tabella
a, b = values given in the table

$$R \leq R_c$$

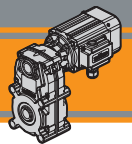
Motori applicabili

Motors adapters

| FT | SMT | | | | | | SMM | | | | | TS | | | | |
|-----|------|------|------|------|------|------|------|------|------|------|------|------|------|------|------|-------|
| | 5014 | 5624 | 6324 | 7124 | 8024 | 9024 | 5014 | 5624 | 6324 | 7124 | 8024 | 5624 | 6314 | 7114 | 8024 | 90S4 |
| | 5024 | 5634 | 6334 | 7134 | 8034 | 9034 | 5024 | 5634 | 6334 | 7134 | | | 6324 | 7124 | 8034 | 90L14 |
| | 5034 | 5444 | 6344 | 7144 | | | 5034 | 5444 | | | | | 6334 | 7134 | 8034 | 90L24 |
| | 5044 | 5654 | | | | | | | | | | | | 7144 | | |
| 105 | | | | | | | | | | | | | | | | |
| 146 | | | | | | | | | | | | | | | | |
| 176 | | | | | | | | | | | | | | | | |
| 196 | | | | | | | | | | | | | | | | |

N.B. Le aree evidenziate in grigio indicano l'applicabilità della corrispondente grandezza motore.


N.B. Grey areas indicate motor inputs available on each size of unit.



Dati tecnici


n_1 1400 min⁻¹

Technical data

|  | n_2 [min ⁻¹] | Mn_2 [Nm] | Pn_1 [kW] | i | IEC Motori applicabili IEC Motor adapters | | |
|---|-------------------------------|----------------|----------------|--------|--|------------------|------------------|
| FT105 | | | | | 56B14 | | |
| FT105/3 | 68 | 40 | 0.30 | 20.57 | | | |
| | 42 | 50 | 0.23 | 33.32 | | | |
| | 32 | 65 | 0.23 | 44.36 | | | |
| | 26 | 65 | 0.18 | 54.87 | | | |
| | 20 | 65 | 0.14 | 71.84 | | | |
| | 18 | 65 | 0.13 | 77.07 | | | |
| | 16 | 65 | 0.11 | 88.87 | | | |
| | 11 | 65 | 0.081 | 124.81 | | | |
| | 7.7 | 65 | 0.056 | 181.35 | | | |
| | 6.2 | 65 | 0.045 | 224.32 | | | |
| 4.4 | 65 | 0.032 | 315.05 | | | | |
| FT105/4 | 3.8 | 65 | 0.028 | 368.19 | | | |
| | 2.6 | 65 | 0.019 | 534.98 | | | |
| | 2.1 | 65 | 0.015 | 661.76 | | | |
| | 1.5 | 65 | 0.011 | 929.40 | | | |
| FT146 | | | | | 56 B5/B14 | 63 B5/B14 | 71 B5/B14 |
| | 75 | 80 | 0.65 | 18.75 | | | |
| | 61 | | 0.53 | 22.89 | | | |
| | 53 | | 0.47 | 26.17 | | | |
| | 50 | | 0.43 | 28.26 | | | |
| | 40 | 100 | 0.44 | 35.07 | | | |
| | 35 | | 0.39 | 39.44 | | | |
| | 30 | | 0.33 | 46.44 | | | |
| | 26 | | 0.29 | 52.86 | | | |
| | 23 | 110 | 0.28 | 60.63 | | | |
| | 20 | | 0.24 | 70.00 | | | |
| | 19 | | 0.23 | 74.02 | | | |
| | 17 | | 0.20 | 84.63 | | | |
| | 15 | | 0.18 | 95.61 | | | * |
| | 12 | | 0.15 | 113.40 | | | * |
| | 10 | | 0.13 | 133.45 | | | * |
| | 9.3 | | 0.11 | 150.18 | | | * |
| 8.7 | 120 | 0.11 | 160.43 | | | * | |
| 7.8 | | 0.10 | 178.83 | | | * | |
| 7.1 | | 0.09 | 195.85 | | | * | |
| 6.3 | | 0.082 | 223.92 | | | * | |
| 5.9 | | 0.077 | 236.83 | | * | * | |
| 4.7 | | 0.061 | 300.07 | | * | * | |
| 3.5 | | 0.046 | 397.38 | | * | * | |

N.B.

Le aree evidenziate indicano l'applicabilità della corrispondente grandezza motore.

 * = Il fattore di servizio (sf) deve essere scelto in funzione dell'applicazione: si prega di contattare il nostro Servizio Tecnico.

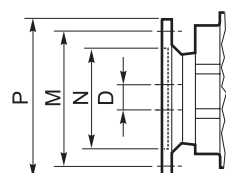
Prima di eseguire la scelta del motoriduttore riferirsi alle prestazioni elencate nelle tabelle pag. E7.

N.B.

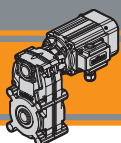
Highlighted areas indicate motor inputs available on each size of unit.

 * = The service factor (sf) has to be selected depending on application: please contact our Technical Department.

Before selecting any gearbox, please read the performance values shown in the tables on page E7.




| Dimensioni IEC / IEC Dimensions | | | | | | |
|---------------------------------|-------|--------|-------|--------|-------|--------|
| | 56 B5 | 56 B14 | 63 B5 | 63 B14 | 71 B5 | 71 B14 |
| N | 80 | 50 | 95 | 60 | 110 | 70 |
| M | 100 | 65 | 115 | 75 | 130 | 85 |
| P | 120 | 80 | 140 | 90 | 160 | 105 |
| | 9 | | 11 | | 14 | |



Dati tecnici

n_1 1400 min⁻¹

Technical data


|  | n_2 [min ⁻¹] | Mn_2 [Nm] | Pn_1 [kW] | i |
|---|-------------------------------|----------------|----------------|--------|
| FT176 | | | | |
| | 97 | 140 | 1.51 | 14.49 |
| | 81 | 150 | 1.35 | 17.31 |
| | 67 | 160 | 1.19 | 20.97 |
| | 57 | 180 | 1.14 | 24.56 |
| | 48 | 180 | 0.96 | 29.33 |
| | 40 | 190 | 0.85 | 34.62 |
| | 37 | 190 | 0.79 | 37.50 |
| | 34 | 200 | 0.75 | 41.35 |
| | 31 | 210 | 0.73 | 44.79 |
| | 28 | 220 | 0.68 | 50.10 |
| | 26 | 230 | 0.66 | 54.26 |
| | 22 | 230 | 0.56 | 63.55 |
| | 18 | 250 | 0.51 | 75.90 |
| | 16.4 | 250 | 0.46 | 85.40 |
| | 15.6 | 280 | 0.49 | 89.60 |
| | 13 | 290 | 0.42 | 107.02 |
| | 11 | | 0.37 | 126.92 |
| | 9.7 | | 0.32 | 144.74 |
| | 8.6 | 300 | 0.29 | 163.25 |
| | 6.9 | | 0.23 | 204.08 |
| | 6.5 | | 0.22 | 215.11 |
| | 5.1 | | 0.17 | 276.68 |
| | 4.6 | | 0.15 | 303.29 |
| | 3.6 | | 0.12 | 390.11 |

| IEC Motori applicabili IEC Motor adapters | | |
|--|-----------|-----------|
| 63 B5/B14 | 71 B5/B14 | 80 B5/B14 |
| | | |
| | | |
| | | |
| | | |
| | | |
| | | |
| | | |
| | | |
| | | |
| | | |
| | | |
| | | |
| | | |
| | | * |
| | | * |
| | | * |
| | | * |
| | | * |
| | | * |
| | * | * |
| | * | * |
| | * | * |

| FT196 | | | | |
|--------------|-----|-----|------|--------|
| | 69 | 350 | 2.6 | 20.41 |
| | 40 | 400 | 1.8 | 34.81 |
| | 33 | 450 | 1.6 | 42.61 |
| | 24 | 500 | 1.3 | 59.36 |
| | 19 | | 1.1 | 72.68 |
| | 15 | | 0.92 | 92.82 |
| | 11 | | 0.69 | 123.95 |
| | 8.9 | 550 | 0.51 | 158.02 |
| | 6.9 | | 0.42 | 201.80 |
| | 5.2 | | 0.32 | 269.47 |


| 63 B5/B14 | 71 B5/B14 | 80 B5/B14 | 90 B5/B14 |
|-----------|-----------|-----------|-----------|
| | | | |
| | | | |
| | | | |
| | | | |
| | | | |
| | | | |
| | | | |
| | | | |
| | | | |
| | | | |
| | | | |
| | | | |
| | | | |
| | | | |
| | | | |
| | | | |
| | | | |
| | | | |
| | | | |
| | | | |

N.B.
Le aree evidenziate indicano l'applicabilità della corrispondente grandezza motore.

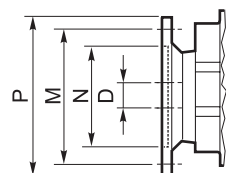
 * = Il fattore di servizio (sf) deve essere scelto in funzione dell'applicazione: si prega di contattare il nostro Servizio Tecnico.

Prima di eseguire la scelta del motoriduttore riferirsi alle prestazioni elencate nelle tabelle pag. E7.

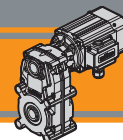
N.B.
Highlighted areas indicate motor inputs available on each size of unit.

 * = The service factor (sf) has to be selected depending on application: please contact our Technical Department.

Before selecting any gearbox, please read the performance values shown in the tables on page E7.












| Dimensioni IEC / IEC Dimensions | | | | | | | | |
|---------------------------------|-------|--------|-------|--------|-------|--------|-------|--------|
| | 63 B5 | 63 B14 | 71 B5 | 71 B14 | 80 B5 | 80 B14 | 90 B5 | 90 B14 |
| N | 95 | 60 | 110 | 70 | 130 | 80 | 130 | 95 |
| M | 115 | 75 | 130 | 85 | 165 | 100 | 165 | 115 |
| P | 140 | 90 | 160 | 105 | 200 | 120 | 200 | 140 |
| | 11 | | 14 | | 19 | | 24 | |



Dati tecnici

Technical data

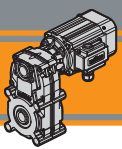
| P ₁ [kW] | n ₂ [min ⁻¹] | M ₂ [Nm] | sf | i |  | P ₁ [kW] | n ₂ [min ⁻¹] | M ₂ [Nm] | sf | i |  | | |
|---|--|------------------------|-----|--------|---|---|--|------------------------|--------|--------|---|--------------|----------------|
| 0.04 | | | | | | 0.06 | | | | | | | |
| SMT5014 | 68 | 5 | 7.6 | 20.57 | FT105/3 | SMT5024 | 15 | 37 | 3.0 | 95.61 |  | | |
| SMM5014 | 42 | 9 | 5.9 | 33.32 | | SMM5024 | 12 | 44 | 2.5 | 113.40 | | | |
| (1400 min ⁻¹) | 32 | 11 | 5.7 | 44.36 | | (1400 min ⁻¹) | 10 | 51 | 2.1 | 133.45 | | | |
|  | 26 | 14 | 4.6 | 54.87 | |  | 9.3 | 58 | 1.9 | 150.18 | | | |
| | 19 | 18 | 3.5 | 71.84 | | | 8.7 | 62 | 1.9 | 160.43 | | | |
| | 18 | 20 | 3.3 | 77.07 | | | 7.8 | 69 | 1.7 | 178.83 | | | |
| | 16 | 23 | 2.9 | 88.87 | | | 7.1 | 75 | 1.6 | 195.85 | | | |
| | 11 | 32 | 2.0 | 124.81 | | | 6.3 | 86 | 1.4 | 223.92 | | | |
| | 7.7 | 47 | 1.4 | 181.35 | | | 5.9 | 91 | 1.3 | 236.83 | | | |
| | 6.2 | 58 | 1.1 | 224.32 | | | 4.7 | 115 | 1.0 | 300.07 | | | |
| | 4.4 | 81 | 0.8 | 315.05 | | | 3.5 | 153 | 0.8 | 397.38 | | | |
| | 3.8 | 92 | 0.7 | 368.19 | | FT105/4 | 0.09 | | | | | | |
| | 2.6 | 92 | 0.7 | 534.98 | | | SMT5034 | 68 | 12 | 3.4 | | 20.57 | FT105/3 |
| | 2.1 | 92 | 0.7 | 661.78 | | | SMM5034 | 42 | 19 | 2.6 | | 33.32 | |
| | 1.5 | 92 | 0.7 | 929.40 | | | SMT5624 | 32 | 26 | 2.5 | | 44.36 | |
| | | | | | | SMM5624 | 26 | 32 | 2.1 | 54.87 | | | |
| | 17 | 22 | 5.1 | 84.63 | FT146 | (1400 min ⁻¹) | 20 | 41 | 1.6 | 71.84 |  | | |
| | 15 | 25 | 4.5 | 95.61 | |  | 18 | 44 | 1.5 | 77.07 | | | |
| | 12 | 29 | 3.8 | 113.40 | | | 16 | 51 | 1.3 | 88.87 | | | |
| | 10 | 34 | 3.2 | 133.45 | | | 11 | 72 | 0.9 | 124.81 | | | |
| | 9.3 | 39 | 2.9 | 150.18 | | | TS5624 | 75 | 11 | 7.4 | | FT146 | |
| | 8.7 | 41 | 2.9 | 160.43 | | (1400 min ⁻¹) | 61 | 13 | 6.1 | 22.89 | | | |
| | 7.8 | 46 | 2.6 | 178.83 | | | 53 | 15 | 5.3 | 26.17 | | | |
| | 7.1 | 50 | 2.4 | 195.85 | | | 50 | 16 | 4.9 | 28.26 | | | |
| | 6.3 | 57 | 2.1 | 223.92 | | | 40 | 20 | 4.9 | 35.07 | | | |
| | 5.9 | 61 | 2.0 | 236.83 | | | 35 | 23 | 4.4 | 39.44 | | | |
| | 4.7 | 77 | 1.6 | 300.07 | | | 30 | 27 | 3.7 | 46.44 | | | |
| | 3.5 | 102 | 1.2 | 397.38 | | | 27 | 31 | 3.3 | 52.86 | | | |
| | | | | | | | 23 | 35 | 3.1 | 60.63 | | | |
| | | | | | | | 20 | 40 | 2.7 | 70.00 | | | |
| | | | | | | | 19 | 43 | 2.6 | 74.02 | | | |
| | | | | | | | 17 | 49 | 2.3 | 84.63 | | | |
| | | | | | | 15 | 55 | 2.0 | 95.61 | | | | |
| | | | | | | 12 | 65 | 1.7 | 113.40 | | | | |
| | | | | | | 10 | 77 | 1.4 | 133.45 | | | | |
| | | | | | | 9.3 | 87 | 1.3 | 150.18 | | | | |
| | | | | | | 8.7 | 93 | 1.3 | 160.43 | | | | |
| | | | | | | 7.8 | 103 | 1.2 | 178.83 | | | | |
| | | | | | | 7.1 | 113 | 1.1 | 195.85 | | | | |
| | | | | | | 6.3 | 129 | 0.9 | 223.92 | | | | |
| | | | | | | 5.9 | 137 | 0.9 | 236.83 | | | | |
| 0.06 | | | | | | 0.12 | | | | | | | |
| SMT5024 | 68 | 8 | 5.1 | 20.57 | FT105/3 | SMT5044 | 68 | 16 | 2.5 | 20.57 | FT105/3 | | |
| SMM5024 | 42 | 13 | 3.9 | 33.32 | | SMT5634 | 42 | 26 | 2.0 | 33.32 | | | |
| (1400 min ⁻¹) | 32 | 17 | 3.8 | 44.36 | | SMM5634 | 32 | 34 | 1.9 | 44.36 | | | |
|  | 26 | 21 | 3.1 | 54.87 | | (1400 min ⁻¹) | 26 | 42 | 1.5 | 54.87 | | | |
| | 19 | 28 | 2.4 | 71.84 | |  | 19 | 55 | 1.2 | 71.84 | | | |
| | 18 | 30 | 2.2 | 77.07 | | | 18 | 59 | 1.1 | 77.07 | | | |
| | 16 | 34 | 1.9 | 88.87 | | | 16 | 68 | 1.0 | 88.87 | | | |
| | 11 | 48 | 1.4 | 124.81 | | | | | | | | | |
| | 7.7 | 70 | 0.9 | 181.35 | | | | | | | | | |
| | 6.2 | 86 | 0.8 | 224.32 | | | | | | | | | |
| | 26 | 20 | 4.9 | 52.86 | | FT146 | | | | | | | |
| | 23 | 23 | 4.7 | 60.63 | | | | | | | | | |
| | 20 | 27 | 4.1 | 70.00 | | | | | | | | | |
| | 19 | 28 | 3.9 | 74.02 | | | | | | | | | |
| | 17 | 33 | 3.4 | 84.63 | | | | | | | | | |

N.B.
Verificare sempre che la coppia M2 utilizzata non ecceda il valore indicato nelle caselle in grigio

N.B.
Please check that the output torque M2 does not exceed the value in the grey areas










| Motori Motors | SMT | | SMM | | TS | |
|------------------|---------------|------------------------------|---------------|----------------------|--------------------|--------------------|
| | | 5014 5024 5034 5044 | 5624 5634 | 5014 5024 5034 | 5624 5634 | 5624 |
| IEC | 56 B14 | 56 B14 | 56 B14 | 56 B14 | 56 B5 / B14 | 63 B5 / B14 |



FT Motoriduttori pendolari Helical parallel gearmotors

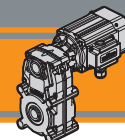
Dati tecnici

Technical data

| P ₁ [kW] | n ₂ [min ⁻¹] | M ₂ [Nm] | sf | i |  | P ₁ [kW] | n ₂ [min ⁻¹] | M ₂ [Nm] | sf | i |  |
|---|--|------------------------|--------|---|---|---|--|------------------------|-------|--------------|---|
| 0.12 | | | | | | 0.18 | | | | | |
| SMT5044 | 75 | 14 | 5.5 | 18.75 | FT146 | SMT6324 | 31 | 52 | 4.1 | 44.79 | FT176 |
| SMT5634 | 61 | 18 | 4.5 | 22.89 | | SMM6324 | 28 | 58 | 3.8 | 50.10 | |
| SMM5634 | 53 | 20 | 4.0 | 26.17 | | (1400 min ⁻¹) | 26 | 63 | 3.7 | 54.26 | |
| (1400 min ⁻¹) | 50 | 22 | 3.7 | 28.26 | |  | 22 | 73 | 3.1 | 63.55 | |
|  | 40 | 27 | 3.7 | 35.07 | | TS6324 | 18 | 88 | 2.9 | 75.90 | |
| TS6314 | 35 | 30 | 3.3 | 39.44 | | (1400 min ⁻¹) | 16.4 | 99 | 2.5 | 85.40 | |
| (1400 min ⁻¹) | 30 | 36 | 2.8 | 46.44 | | 15.6 | 103 | 2.7 | 89.60 | | |
| 26 | 41 | 2.5 | 52.86 | 13 | | 124 | 2.3 | 107.02 | | | |
| 23 | 47 | 2.4 | 60.63 | 11 | | 146 | 2.0 | 126.92 | | | |
| 20 | 54 | 2.0 | 70.00 | 9.7 | | 167 | 1.8 | 144.74 | | | |
| 19 | 57 | 1.9 | 74.02 | 8.6 | | 188 | 1.6 | 163.25 | | | |
| 17 | 65 | 1.7 | 84.63 | 6.9 | | 236 | 1.3 | 204.08 | | | |
| 15 | 74 | 1.5 | 95.61 | 6.5 | | 248 | 1.2 | 215.11 | | | |
| 12 | 87 | 1.3 | 113.40 | 5.1 | | 319 | 0.9 | 276.68 | | | |
| 10 | 103 | 1.1 | 133.45 | 4.6 | | 350 | 0.9 | 303.29 | | | |
| 9.3 | 116 | 1.0 | 150.18 | 8.9 | | 182 | 3.0 | 158,02 | | | |
| 8.7 | 123 | 1.0 | 160.43 | 6.9 | 233 | 2.4 | 201,80 | | | | |
| 7.8 | 138 | 0.9 | 178.83 | 5.2 | 311 | 1,8 | 269,47 | | | | |
| 7.1 | 151 | 0.8 | 195.85 | | | | | | | | |
| 0.18 | | | | | | 0.25 | | | | | |
| TS6314 | 22 | 49 | 4.7 | 63.55 | FT176 | SMT5654 | 68 | 33 | 1.2 | 20.57 | FT105/3 |
| (1400 min ⁻¹) | 18 | 58 | 4.3 | 75.90 | | (1400 min ⁻¹) | 42 | 53 | 0.9 | 33.32 | |
| 16.4 | 66 | 3.8 | 85.40 |  | | 32 | 71 | 0.9 | 44.36 | | |
| 15.6 | 69 | 4.1 | 89.60 | SMT5654 | | 75 | 30 | 2.7 | 18.75 | FT146 | |
| 13 | 82 | 3.5 | 107.02 | SMT6334 | | 61 | 37 | 2.2 | 22.89 | | |
| 11 | 98 | 3.1 | 126.92 | SMM6334 | | 53 | 42 | 1.9 | 26.17 | | |
| 9.7 | 111 | 2.7 | 144.74 | (1400 min ⁻¹) | | 50 | 45 | 1.8 | 28.26 | | |
| 8.6 | 126 | 2.4 | 163.25 |  | | 40 | 56 | 1.8 | 35.07 | | |
| 6.9 | 157 | 1.9 | 204.08 | TS6334 | | 35 | 63 | 1.6 | 39.44 | | |
| 6.5 | 166 | 1.8 | 215.11 | TS7114 | | 30 | 74 | 1.3 | 46.44 | | |
| 5.1 | 213 | 1.4 | 276.68 | (1400 min ⁻¹) | | 26 | 85 | 1.2 | 52.86 | | |
| 4.6 | 233 | 1.3 | 303.29 | 23 | | 97 | 1.1 | 60.63 | | | |
| 3.6 | 300 | 1.0 | 390.11 | 20 | | 112 | 1.0 | 70.00 | | | |
| | | | | 19 | | 119 | 0.9 | 74.02 | | | |
| | | | | 17 | | 136 | 0.8 | 84.63 | | | |
| | | | | SMT6334 | | 57 | 39 | 4.6 | 24.56 | | FT176 |
| | | | | SMM6334 | 48 | 47 | 3.8 | 29.33 | | | |
| | | | | (1400 min ⁻¹) | 40 | 56 | 3.4 | 34.62 | | | |
| | | | |  | 37 | 60 | 3.2 | 37.50 | | | |
| | | | | TS6334 | 34 | 66 | 3.0 | 41.35 | | | |
| | | | | TS7114 | 31 | 72 | 2.9 | 44.79 | | | |
| | | | | (1400 min ⁻¹) | 28 | 80 | 2.7 | 50.10 | | | |
| | | | | 26 | 87 | 2.6 | 54.26 | | | | |
| | | | | 22 | 102 | 2.3 | 63.55 | | | | |
| | | | | 18 | 122 | 2.1 | 75.90 | | | | |
| | | | | 16.4 | 137 | 1.8 | 85.40 | | | | |
| | | | | 15.6 | 144 | 1.9 | 89.60 | | | | |
| | | | | 13 | 172 | 1.7 | 107.02 | | | | |
| | | | | 11 | 203 | 1.5 | 126.92 | | | | |
| | | | | 9.7 | 232 | 1.3 | 144.74 | | | | |
| | | | | 8.6 | 262 | 1.1 | 163.25 | | | | |
| | | | | 6.9 | 327 | 0.9 | 204.08 | | | | |
| | | | | 6.5 | 345 | 0.9 | 215.11 | | | | |













| Motori Motors | SMT | | SMM | | TS | |
|------------------|---------------|----------------------|---------------|---------------|--------------------|--------------------|
| | 5644 5654 | 6324 6334 6344 | 5644 | 6334 6344 | 6324 6334 | 7114 |
| IEC | 56 B14 | 63 B14 | 56 B14 | 63 B14 | 63 B5 / B14 | 71 B5 / B14 |



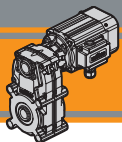
Dati tecnici

Technical data

| P ₁ [kW] | n ₂ [min ⁻¹] | M ₂ [Nm] | sf | i |  | P ₁ [kW] | n ₂ [min ⁻¹] | M ₂ [Nm] | sf | i |  | | |
|---|--|------------------------|-----|--------|---|---|--|------------------------|-------|--------|---|--|--|
| 0.25 | | | | | | 0.55 | | | | | | | |
| SMT6334 | 15.1 | 149 | 3.7 | 92.82 | FT196 | SMT7134 | 75 | 66 | 1.2 | 18.75 | FT146 | | |
| SMM6334 | 11.3 | 199 | 2.8 | 123.95 | | SMM7134 | 61 | 81 | 1.0 | 22.89 | | | |
| (1400 min ⁻¹) | 8.9 | 253 | 2.2 | 158.02 | | (1400 min ⁻¹) | 53 | 92 | 0.9 | 26.17 | | | |
|  | 6.9 | 323 | 1.7 | 201.80 | |  | 50 | 100 | 0.8 | 28.26 | | | |
| TS6334 | 5.2 | 432 | 1.3 | 269.47 | | TS7134 | 40 | 124 | 0.8 | 35.07 | | | |
| TS7114 | | | | | (1400 min ⁻¹) | | | | | | | | |
| (1400 min ⁻¹) | | | | | | | | | | | | | |
| 0.37 | | | | | | 0.55 | | | | | | | |
| SMT6344 | 75 | 44 | 1.8 | 18.75 | FT146 | SMT7134 | 97 | 51 | 2.7 | 14.49 | FT176 | | |
| SMT7124 | 61 | 54 | 1.5 | 22.89 | | SMM7134 | 81 | 61 | 2.5 | 17.31 | | | |
| SMM7124 | 53 | 62 | 1.3 | 26.17 | | (1400 min ⁻¹) | 67 | 74 | 2.2 | 20.97 | | | |
| (1400 min ⁻¹) | 50 | 67 | 1.2 | 28.26 | |  | 57 | 87 | 2.1 | 24.56 | | | |
|  | 40 | 83 | 1.2 | 35.07 | | TS7134 | 48 | 103 | 1.7 | 29.33 | | | |
| TS7124 | 35 | 94 | 1.1 | 39.44 | (1400 min ⁻¹) | 40 | 122 | 1.6 | 34.62 | | | | |
| (1400 min ⁻¹) | 30 | 110 | 0.9 | 46.44 | TS8014 | 37 | 132 | 1.4 | 37.50 | | | | |
| | 26 | 125 | 0.8 | 52.86 | (1400 min ⁻¹) | 34 | 146 | 1.4 | 41.35 | | | | |
| | 23 | 144 | 0.8 | 60.63 | | 31 | 158 | 1.3 | 44.79 | | | | |
| | | | | | | 28 | 177 | 1.2 | 50.10 | | | | |
| | | | | | | 26 | 191 | 1.2 | 54.26 | | | | |
| | | | | | | 22 | 224 | 1.0 | 63.55 | | | | |
| | | | | | | 18 | 268 | 0.9 | 75.90 | | | | |
| | | | | | | 16.4 | 301 | 0.8 | 85.40 | | | | |
| | | | | | | 15.6 | 316 | 0.9 | 89.60 | | | | |
| | | | | | | | | | | | | | |
| SMT6344 | 97 | 34 | 4.1 | 14.49 | FT176 | SMT7134 | 69 | 72 | 4.9 | 20.41 | FT196 | | |
| SMT7124 | 81 | 41 | 3.7 | 17.31 | | SMM7134 | 40 | 123 | 3.2 | 34.81 | | | |
| SMM7124 | 67 | 50 | 3.2 | 20.97 | | (1400 min ⁻¹) | 33 | 150 | 3.0 | 42.61 | | | |
| (1400 min ⁻¹) | 57 | 58 | 3.1 | 24.56 | |  | 24 | 209 | 2.4 | 59.36 | | | |
|  | 48 | 70 | 2.6 | 29.33 | | TS7134 | 19 | 255 | 2.1 | 72.68 | | | |
| TS7124 | 40 | 82 | 2.3 | 34.62 | | (1400 min ⁻¹) | 15 | 327 | 1.7 | 92.82 | | | |
| (1400 min ⁻¹) | 37 | 89 | 2.1 | 37.50 | | TS8014 | 11 | 437 | 1.3 | 123.95 | | | |
| | 34 | 98 | 2.0 | 41.35 | | (1400 min ⁻¹) | 8.9 | 557 | 1.0 | 158.02 | | | |
| | 31 | 106 | 2.0 | 44.79 | | | 6.9 | 712 | 0.8 | 201.80 | | | |
| | 28 | 119 | 1.9 | 50.10 | | | | | | | | | |
| | 26 | 129 | 1.8 | 54.26 | | | | | | | | | |
| | 22 | 151 | 1.5 | 63.55 | | | | | | | | | |
| | 18 | 180 | 1.4 | 75.90 | | | | | | | | | |
| | 16.4 | 203 | 1.2 | 85.40 | | | | | | | | | |
| | 15.6 | 213 | 1.3 | 89.60 | | | | | | | | | |
| | 13 | 254 | 1.1 | 107.02 | | | | | | | | | |
| | 11 | 301 | 1.0 | 126.92 | | | | | | | | | |
| | 9.7 | 343 | 0.9 | 144.74 | | | | | | | | | |
| | | | | | | | | | | | | | |
| SMT6344 | 24 | 141 | 3.6 | 59.36 | FT196 | SMT7144 | 97 | 70 | 2.0 | 14.49 | FT176 | | |
| SMM7124 | 19 | 172 | 3.2 | 72.68 | | SMT8024 IE3 | 81 | 83 | 1.8 | 17.31 | | | |
| SMT7124 | 15 | 220 | 2.5 | 92.82 | | SMM8024 | 67 | 101 | 1.6 | 20.97 | | | |
| (1400 min ⁻¹) | 11 | 294 | 1.9 | 123.95 | | (1400 min ⁻¹) | 57 | 118 | 1.5 | 24.56 | | | |
|  | 8.9 | 375 | 1.5 | 158.02 | |  | 48 | 141 | 1.3 | 29.33 | | | |
| TS7124 | 6.9 | 479 | 1.1 | 201.80 | | (1400 min ⁻¹) | 40 | 167 | 1.1 | 34.62 | | | |
| (1400 min ⁻¹) | 5.2 | 639 | 0.9 | 269.47 | | TS7144 | 37 | 180 | 1.1 | 37.50 | | | |
| | | | | | (1400 min ⁻¹) | 34 | 199 | 1.0 | 41.35 | | | | |
| | | | | | TS8024 | 31 | 215 | 1.0 | 44.79 | | | | |
| | | | | | (1400 min ⁻¹) | 28 | 241 | 0.9 | 50.10 | | | | |
| | | | | | | 26 | 261 | 0.9 | 54.26 | | | | |










| Motori Motors | SMT | | | SMM | | TS | |
|------------------|---------------|----------------------|---------------|---------------|---------------|--------------------|--------------------|
| | 6344 | 7124 7134 7144 | 8024 | 7124 7134 | 8024 | 7124 7134 | 8014 8024 |
| IEC | 63 B14 | 71 B14 | 80 B14 | 71 B14 | 80 B14 | 71 B5 / B14 | 80 B5 / B14 |



FT Motoriduttori pendolari Helical parallel gearmotors

Dati tecnici

Technical data

| P ₁ [kW] | n ₂ [min ⁻¹] | M ₂ [Nm] | sf | i |  | P ₁ [kW] | n ₂ [min ⁻¹] | M ₂ [Nm] | sf | i |  | | |
|--|--|------------------------|-----|--------|---|---|---|------------------------|-------|-------|---|-------|--------------|
| 0.75 | | | | | | 1.5 | | | | | | | |
| SMT7144 | 69 | 98 | 3.6 | 20.41 | FT196 | SMT9024 IE3 (1400 min ⁻¹) | 69 | 196 | 1.8 | 20.41 | FT196 | | |
| SMT8024 IE3 | 40 | 167 | 2.4 | 34.81 | |  | 40 | 335 | 1.2 | 34.81 | | | |
| SMM8024 (1400 min ⁻¹) | 33 | 205 | 2.2 | 42.61 | | 33 | 410 | 1.1 | 42.61 | | | | |
|  | 24 | 285 | 1.8 | 59.36 | | 24 | 571 | 0.9 | 59.36 | | | | |
| | 19 | 350 | 1.6 | 72.68 | | 19 | 699 | 0.8 | 72.68 | | | | |
| TS7144 | 15 | 446 | 1.2 | 92.82 | | TS90L14 (1400 min ⁻¹) | | | | | | | |
| TS8024 (1400 min ⁻¹) | 11 | 596 | 0.9 | 123.95 | | | | | | | | | |
| 1.1 | | | | | | 2.2 | | | | | | | |
| SMT8034 IE3 (1400 min ⁻¹) | 97 | 102 | 1.4 | 14.49 | | FT176 | SMT9034 IE3 (1400 min ⁻¹) | 69 | 288 | 1.2 | | 20.41 | FT196 |
|  | 81 | 122 | 1.2 | 17.31 | | |  | 40 | 491 | 0.8 | | 34.81 | |
| | 67 | 148 | 1.1 | 20.97 | TS90L24 (1400 min ⁻¹) | | | | | | | | |
| | 57 | 173 | 1.0 | 24.56 | | | | | | | | | |
| TS8034 (1400 min ⁻¹) | 48 | 207 | 0.9 | 29.33 | | | | | | | | | |
| SMT8034 IE3 (1400 min ⁻¹) | 69 | 144 | 2.4 | 20.41 | FT196 | | | | | | | | |
|  | 40 | 246 | 1.6 | 34.81 | | | | | | | | | |
| | 33 | 301 | 1.5 | 42.61 | | | | | | | | | |
| | 24 | 419 | 1.2 | 59.36 | | | | | | | | | |
| TS8034 TS90S4 (1400 min ⁻¹) | 19 | 513 | 1.1 | 72.68 | | | | | | | | | |
| | 15 | 655 | 0.8 | 92.82 | | | | | | | | | |



| Motori Motors | SMT | | TS | |
|------------------|---------------|---------------|--------------------|------------------------|
| | 8034 | 9024 9034 | 8034 | 90S4 90L14 90L24 |
| IEC | 80 B14 | 90 B14 | 80 B5 / B14 | 90 B5 / B14 |

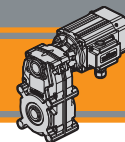
Dati tecnici elettrici

Electrical technical data

Si prega di consultare il paragrafo dedicato:

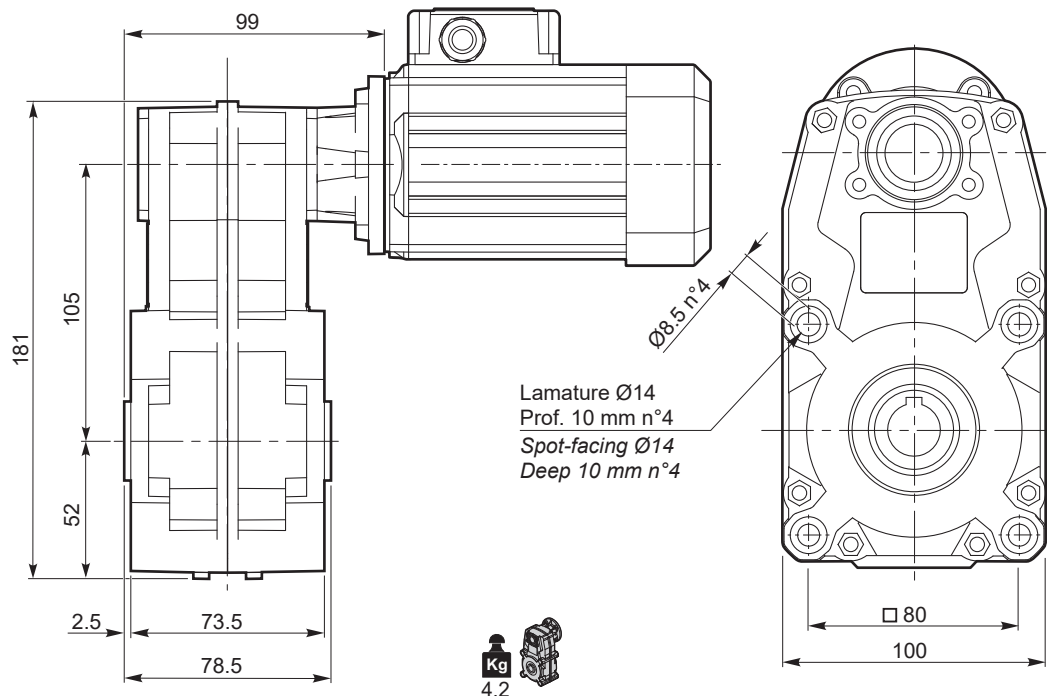
Please see the dedicated paragraph:





FT 105

FT 105...U



NOTA: Stessi fissaggi da entrambi i lati
NOTE: Same fixing points in both sides

IEC Motori applicabili
IEC Motor adapters

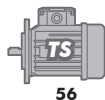


E5
pag.



50 ... 56

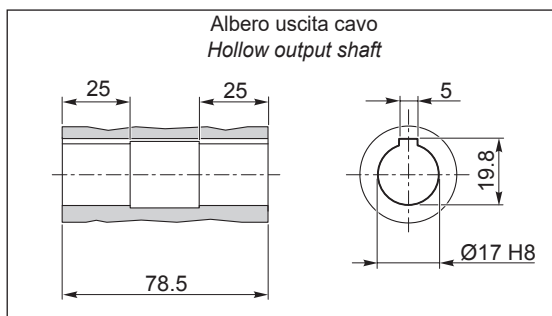
N4
pag.



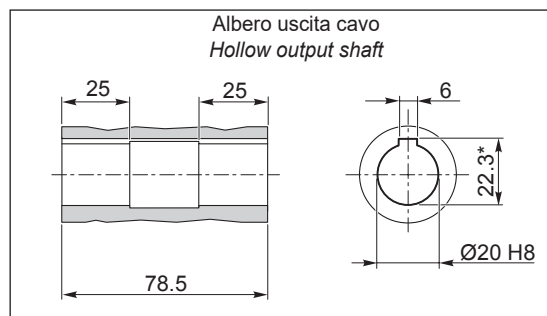
56

R4
pag.

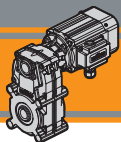
O17



O20

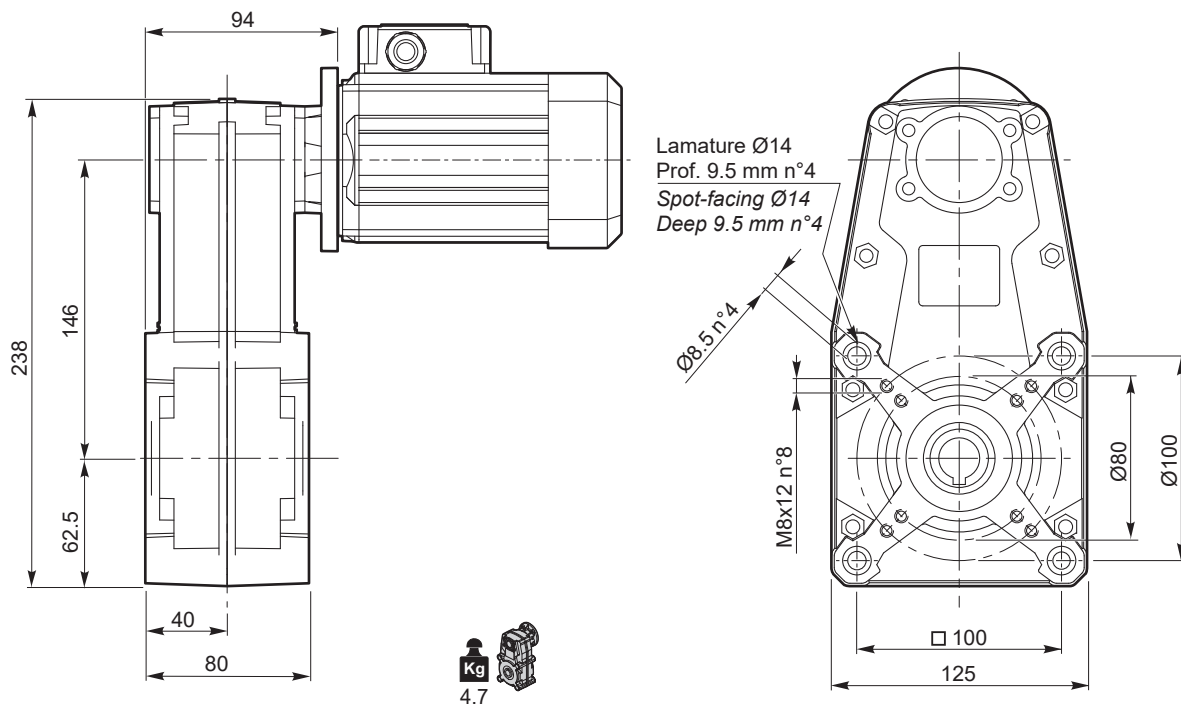


*: Sede linguetta ribassata / Special keyway



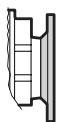
FT 146

FT 146 U



NOTA: Stessi fissaggi da entrambi i lati
NOTE: Same fixing points in both sides

IEC Motori applicabili
IEC Motor adapters

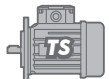


E5
pag.



50 ... 71

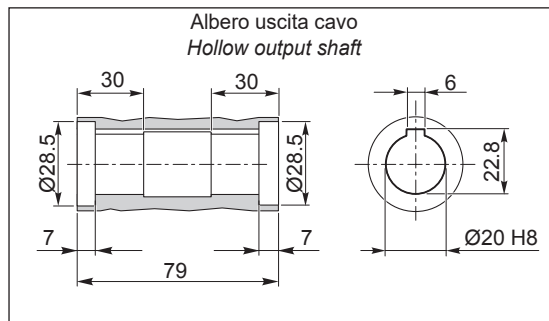
N4
pag.

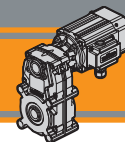


56 ... 71

R4
pag.

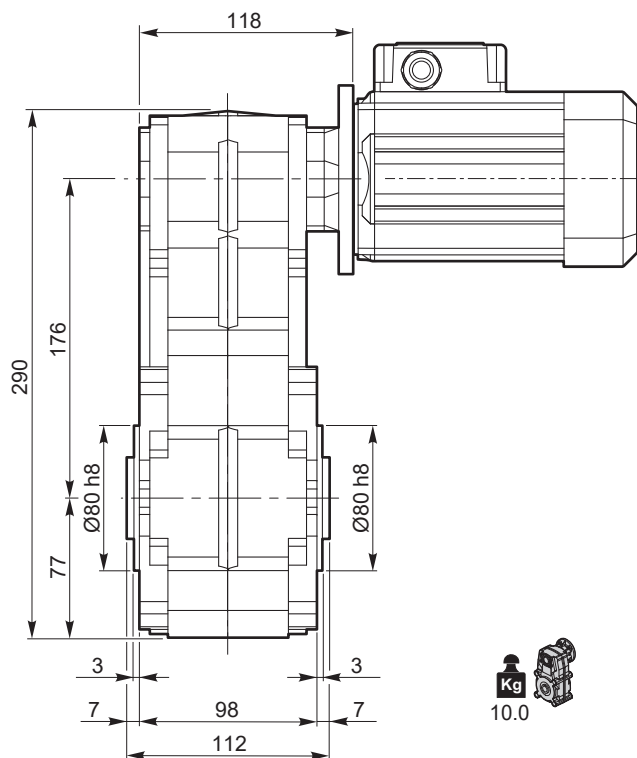
O20



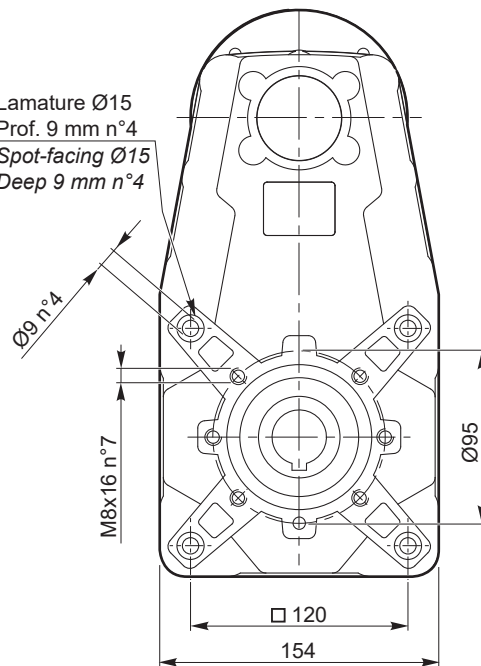


FT 176

FT 176 U

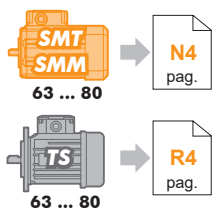


Lamature $\varnothing 15$
Prof. 9 mm n°4
Spot-facing $\varnothing 15$
Deep 9 mm n°4

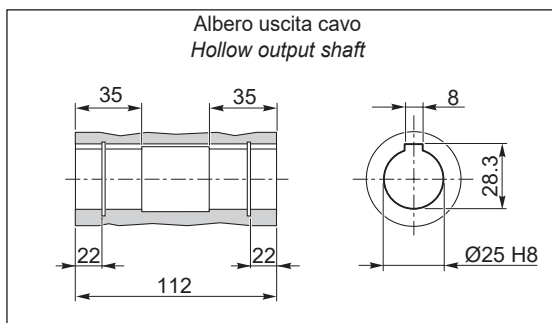


NOTA: Stessi fissaggi da entrambi i lati
NOTE: Same fixing points in both sides

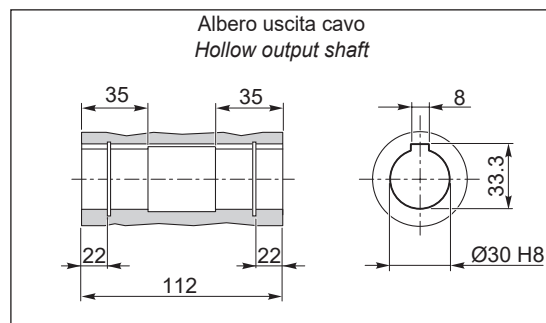
IEC Motori applicabili
IEC Motor adapters

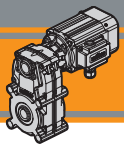


O25



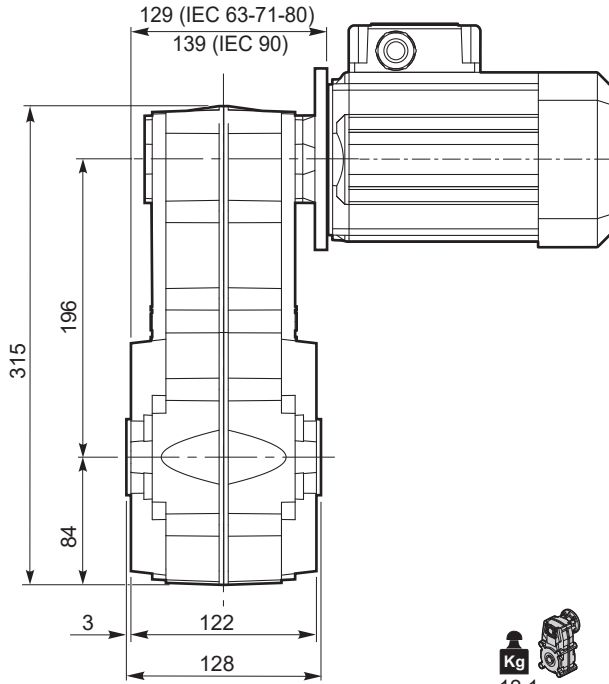
O30



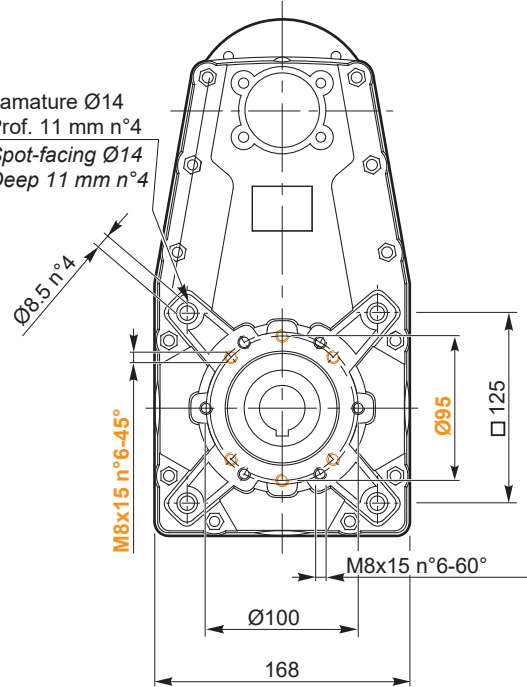


FT 196

FT 196 U

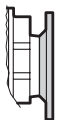


Lamature Ø14
Prof. 11 mm n°4
Spot-facing Ø14
Deep 11 mm n°4



NOTA: Stessi fissaggi da entrambi i lati
NOTE: Same fixing points in both sides

IEC Motori applicabili
IEC Motor adapters

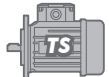


E6
pag.



63 ... 90

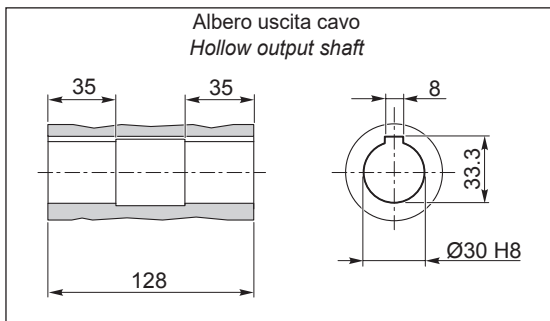
N4
pag.



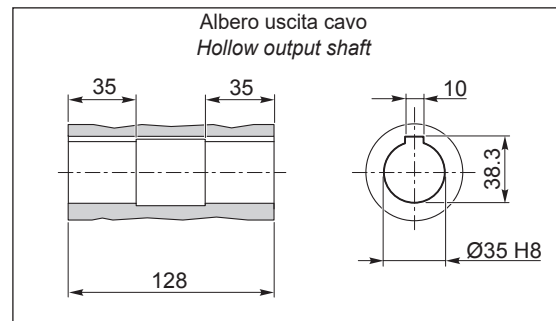
63 ... 90

R4
pag.

O30



O35



 **TRANSTECNO SRL
HEADQUARTERS**

Company subject to the management
and coordination of INTERPUMP GROUP SPA
Via Caduti di Sabbiano, 11/D-E
40011 Anzola dell'Emilia (BO)
ITALY
T+39 051 64 25 811
F +39 051 73 49 43
sales@transtecno.com
www.transtecno.com

**TRANSTECNO®**
the modular gearmotor

CATACALU0624

MEMBER OF INTERPUMP GROUP




 **HANGZHOU INTERPUMP
POWER TRANSMISSIONS CO LTD**
No.4 Xiuyan Road Fengdu Industry Zone
Pingyao Town Yuhang District
Hangzhou City, Zhejiang Province
311115 – CHINA
T +86 571 86 92 02 60
info-china@transtecno.cn
www.transtecno.cn

 **TRANSTECNO IBÉRICA
THE MODULAR GEARMOTOR, S.A.**
Carrer de la Ciència, 45
08840 Viladecans (Barcelona) - SPAIN
T +34 931 598 950
info@transtecno.es
www.transtecno.es

 **TRANSTECNO B.V.**
Siliciumweg 32
3812 SX Amersfoort – NETHERLANDS
T +31(0) 33 45 19 505
info@transtecno.nl
www.transtecno.nl

 **TRANSTECNO AANDRIJFTECHNIEK B.V.**
Siliciumweg 32
3812 SX Amersfoort – NETHERLANDS
T +31 (0) 33 20 4 7 006
info@transtecnoaandrijftechnik.nl
www.transtecnoaandrijftechnik.nl

 **MA TRANSTECNO S.A.P.I. DE C.V.**
Av. Mundial # 176, Parque Industrial
JM Apodaca, Nuevo León,
C.P. 66633 - MÉXICO
T +52 8113340920
info@transtecno.com.mx
www.transtecno.com.mx


 **TRANSTECNO USA**
8 Creek Parkway,
Boothwyn PA 19061-8136 - UNITED STATES
T +1 (610) 4970154

TRANSTECNO USA – WEST COAST BRANCH
14561 Fryelands Blvd SE
Monroe, WA 98272 - UNITED STATES
T +1 360-863-1300
usaoffice@transtecno.com
www.transtecno.com

 **TRANSTECNO CANADA**
51 B Caldari Road Unit 10
Vaughan, ON L4K 4G3 - CANADA
T +1 905 761 0762
canadaoffice@transtecno.com
www.transtecno.com

 **TRANSTECNO INDIA**
#6A, Sipcot Industrial complex, Phase-1,Elasagiri Road
Hosur – 635126 Tamilnadu - INDIA
T +91 4344 274434
M +91 81443 88800

TRANSTECNO INDIA – NORTH BRANCH
Plot No: 3 A, Sector 2, IIE, Sidcul, Pantnagar
U.S. Nagar, Uttarakhand – 263153 - INDIA
indiaoffice@transtecno.com
www.transtecno.com

 **TRANSTECNO BRAZIL**
Rua Gilberto de Zorzi, 525 Forqueta – CEP. 95115-730
CX Postal 3544 Caxias do Sul RS – BRAZIL

TRANSTECNO BRAZIL – SÃO PAULO BRANCH
R. Mafalda Barnabe Soliane, 314 – CEP. 13347-610
Indaiatuba, São Paulo - BRAZIL
T +55 19 3437 2520

TRANSTECNO BRAZIL – PORTO ALEGRE BRANCH
Rua Dr. Freire Alemão 155 / 402 - CEP. 90450-060
Auxiliadora Porto Alegre RS - BRAZIL
T +55 51 3251 5447
M +55 51 811 45 962
braziloffice@transtecno.com
www.transtecno.com.br

 **INTERPUMP ANTRIEBSTECHNIK GMBH**
Büro Stuttgart - GERMANY
T +49 (0)171 4781909
germanoffice@transtecno.com
www.transtecno.com

 **SALES OFFICE OCEANIA**
Unit 5, 12 Nyholt Drive, Yatala 4207
Queensland - AUSTRALIA
T +61 07 3800 0103
M +61 04 38060997

 **UNIT 9, 94 Boundary Rd, Sunshine West 3020
Victoria - AUSTRALIA
T +61 9312 4722
oceaniaoffice@transtecno.com
www.transtecno.com.au**