



TRANSTECNO[®]
the modular gearmotor

The gearmotors
for car wash equipment

Car-Wash Tecno



2017



Indice	Index	Pagina Page
CWT050-CWTS050	<i>CWT050-CWTS050</i>	
Caratteristiche Tecniche	<i>Technical features</i>	2
Designazione	<i>Classification</i>	3
Lubrificazione	<i>Lubrication</i>	3
Simbologia	<i>Symbols</i>	4
Dati tecnici	<i>Technical data</i>	4
Motori Applicabili	<i>IEC adapters</i>	5
Dimensioni	<i>Dimensions</i>	5

Caratteristiche Tecniche

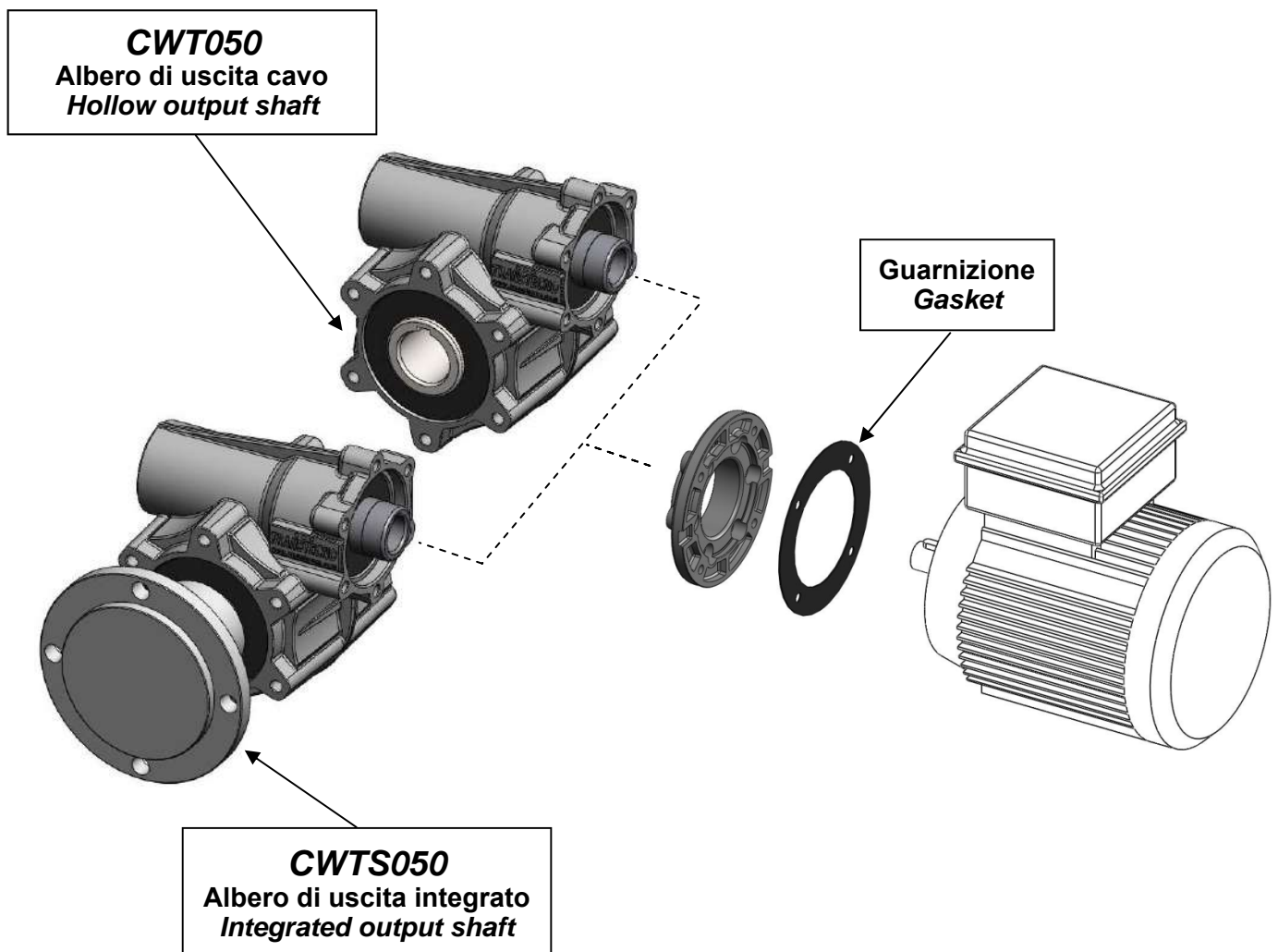
Technical features

Le caratteristiche principali dei riduttori a vite senza fine della serie CWT050-CWTS050 sono:

- Elevata modularità grazie ai diversi kit di entrata;
- Elevata robustezza in un riduttore di dimensioni compatte;
- Albero cavo di uscita in acciaio inox per versione CWT; albero di uscita integrato in acciaio con zincatura a caldo (o acciaio inox a richiesta) per versione CWTS;
- Guarnizione stagna tra flangia entrata e motore;
- Elevato numero di rapporti disponibili;
- Lubrificazione permanente con olio sintetico viscosità 320 (-35°C / +50°C);
- Carcasa e flange in pressofusione di alluminio speciale anticorrosione non verniciato;
- Paraolio di uscita a doppio labbro standard o a cassetta su CWT;
- Paraolio di uscita a cassetta su CWTS.

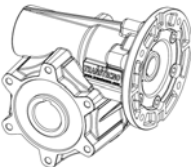
The main features of the CWT050-CWTS050 wormgear-boxes range are:

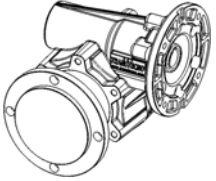
- High degree of modularity thanks to a wide selection of input kits;
- Robust, compact size gearbox;
- Hollow output shaft made of stainless steel for CTW; integrated output shaft made of galvanized steel (or stainless steel on request) for CTWS
- Waterproof gasket between input flange and motor;
- Many ratios available;
- Permanent syntetic oil long-life lubrication (viscosity 320; -35°C / +50°C);
- Uncoated anticorrosive die-cast aluminum housing and input flanges
- Standard output double lip oil seals, or cassette seals on CWT;
- Output cassette seal on CWTS.



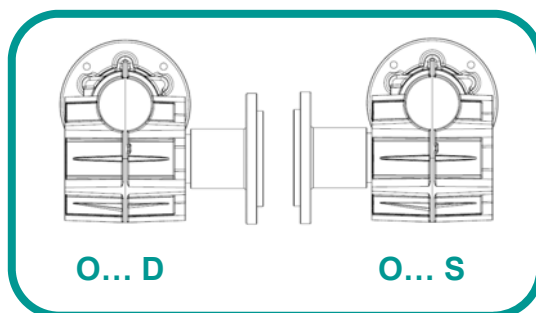
Designazione

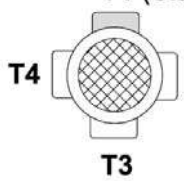
Classification

Riduttore / Gearbox				
CWT	050	30	80B14	S
Tipo Type	Grandezza Size	Rapporto Ratio	Flangia entrata Input flange	Paraolio uscita Output seal
	050	Vedi tabelle See tables	71B5 71B14 80B5 80B14	S (standard) C (cassette)

Riduttore / Gearbox						
CWTS	050	30	80B14	O1	G	D
Tipo Type	Grandezza Size	Rapporto Ratio	Flangia entrata Input flange	Albero uscita integrato Integrated out- put shaft	Materiale albero uscita Output shaft Material	Lato albero uscita Output shaft side
	050	Vedi tabelle See tables	71B5 71B14 80B5 80B14	O1 O2 O3 ...	G (acciaio zincato) (galvanized steel) X (acciaio inox) (stainless steel)	D S

Lato albero uscita / Output shaft side



Motori / Motors				
0,75kW	4p	3ph	50Hz	T1
Potenza Power	Poli Poles	Fasi Phases	Frequenza Frequency	Pos. Morsettiera Terminal box pos.
Vedi tabelle See tables	4p	3ph	50Hz	T1 (Std) 

Lubrificazione

Lubrication

I riduttori CWT050-CWTS050 sono forniti completi di lubrificante sintetico viscosità 320, possono essere installati in qualunque posizione di montaggio e non necessitano di manutenzione.

Permanent synthetic oil long-life lubrication (viscosity grade 320) makes it possible to use the CWT050-CWTS050 in all mounting positions; for this reason they do not require maintenance.

Simbologia

Symbols

i	Rapporto di riduzione / <i>Ratio</i>
P ₁ [kW]	Potenza in ingresso / <i>Input power</i>
M ₂ [Nm]	Coppia in uscita / <i>Output torque</i>
sf	Fattore di servizio / <i>Service factor</i>
n ₂ [rpm]	Velocità in uscita / <i>Output speed</i>

Dati tecnici

Technical data

P ₁ [kW]	n ₂ [rpm]	M ₂ [Nm]	sf	i	CWT	IEC
--------------------------	---------------------------	--------------------------	----	---	-----	-----

0,25

71B4 (1400rpm)	187	11	7,1	7,5	CWT050	B5/B14
	140	14	5,7	10		B5/B14
	127	16	5,0	11		B5/B14
	108	18	3,9	13		B5/B14
	93	21	3,9	15		B5/B14
	88	22	3,7	16		B5/B14
	70	27	2,7	20		B5/B14
	56	32	2,2	25		B5/B14
	47	37	2,4	30		B5/B14
	35	46	1,7	40		B5/B14
	33	48	1,5	43		B5/B14
	28	54	1,3	50		B5/B14
	27	55	1,3	52		B5/B14
	23	61	1,1	60		B5/B14
18	74	0,8	80	B5/B14		
14	80	0,7	100	B5/B14		

0,37

71B4 (1400rpm)	187	16	4,8	7,5	CWT050	B5/B14
	140	21	3,8	10		B5/B14
	127	23	3,4	11		B5/B14
	108	27	2,6	13		B5/B14
	93	31	2,6	15		B5/B14
	88	33	2,5	16		B5/B14
	70	40	1,8	20		B5/B14
	56	48	1,5	25		B5/B14
	47	55	1,6	30		B5/B14
	35	68	1,1	40		B5/B14
	33	72	1,0	43		B5/B14
	28	80	0,9	50		B5/B14
	27	81	0,9	52		B5/B14
	23	91	0,8	60		B5/B14

P ₁ [kW]	n ₂ [rpm]	M ₂ [Nm]	sf	i	CWT	IEC
--------------------------	---------------------------	--------------------------	----	---	-----	-----

0,55

71C4 (1400rpm)	187	24	3,2	7,5	CWT050	B5/B14
	140	32	2,6	10		B5/B14
	127	35	2,3	11		B5/B14
	108	40	1,8	13		B5/B14
	93	46	1,8	15		B5/B14
	88	49	1,7	16		B5/B14
	70	59	1,2	20		B5/B14
	56	71	1,0	25		B5/B14
	47	81	1,1	30		B5/B14
	35	101	0,8	40		B5/B14
	33	106	0,7	43		B5/B14

0,75

80B4 (1400rpm)	187	33	2,4	7,5	CWT050	B5/B14
	140	43	1,9	10		B5/B14
	127	47	1,7	11		B5/B14
	108	55	1,3	13		B5/B14
	93	63	1,3	15		B5/B14
	88	66	1,2	16		B5/B14
	70	81	0,9	20		B5/B14
	56	97	0,7	25		B5/B14
	47	111	0,8	30		B5/B14

1,1

80C4 (1400rpm)	187	49	1,6	7,5	CWT050	B5/B14
	140	64	1,3	10		B5/B14
	127	69	1,1	11		B5/B14
	108	81	0,9	13		B5/B14
	93	92	0,9	15		B5/B14
	88	97	0,8	16		B5/B14


Verificare che la coppia M₂ utilizzata non ecceda il valore indicato nelle caselle in grigio
 Please check that the output torque M₂ does not exceed the value in grey areas

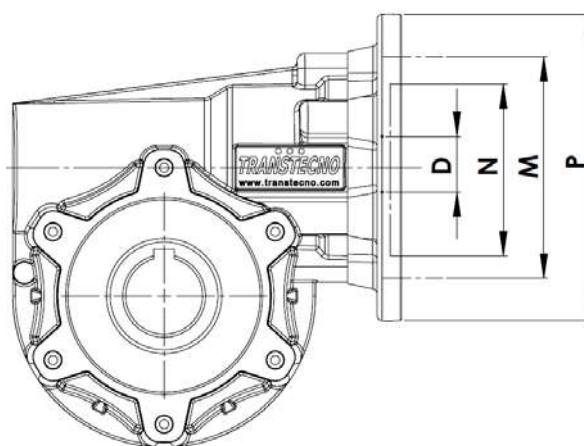


Motori applicabili

IEC Motor adapters

	IEC	N	M	P	D	i														
						7.5	10	11	13	15	16	20	25	30	40	43	50	52	60	80
CWT050	71B5	110	130	160	14															
	71B14	70	85	105																
	80B5	130	165	200	19															
	80B14	80	100	120																

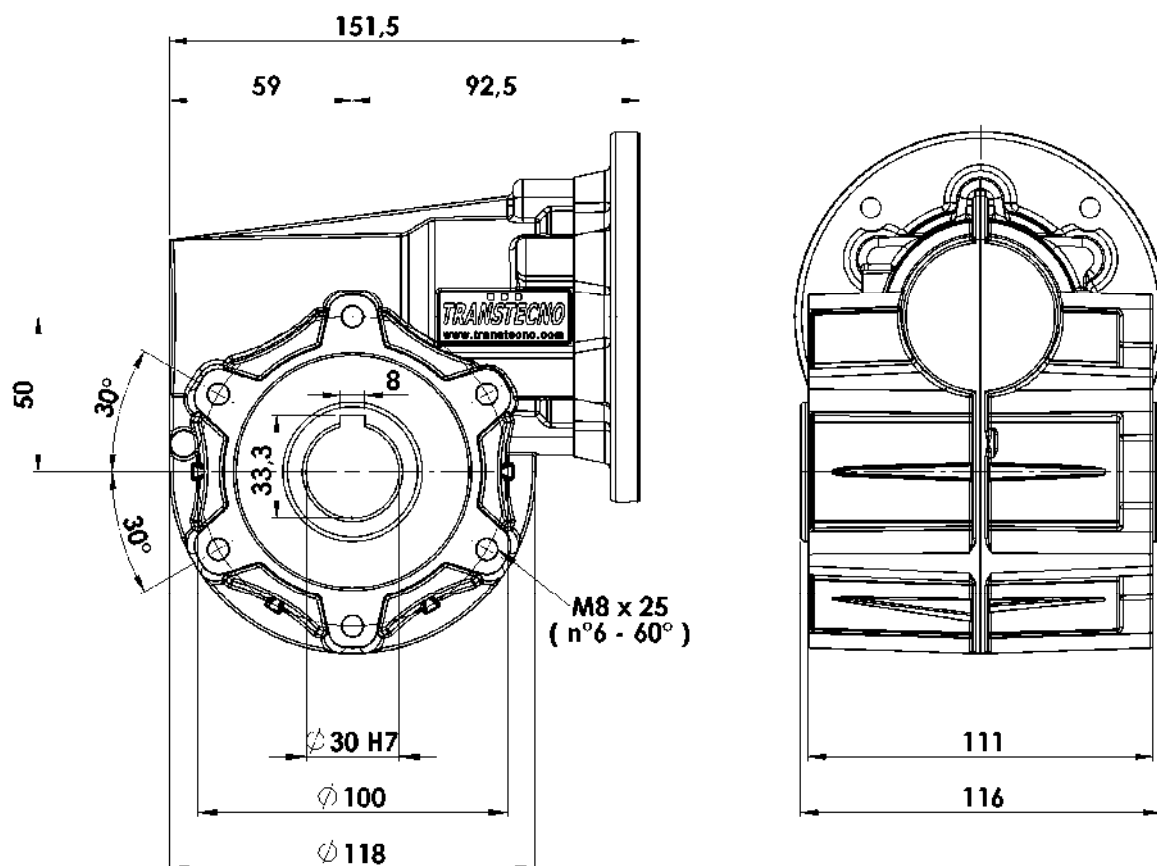
 Costruito su richiesta
Built on request



Dimensioni

Dimensions

CWT050...

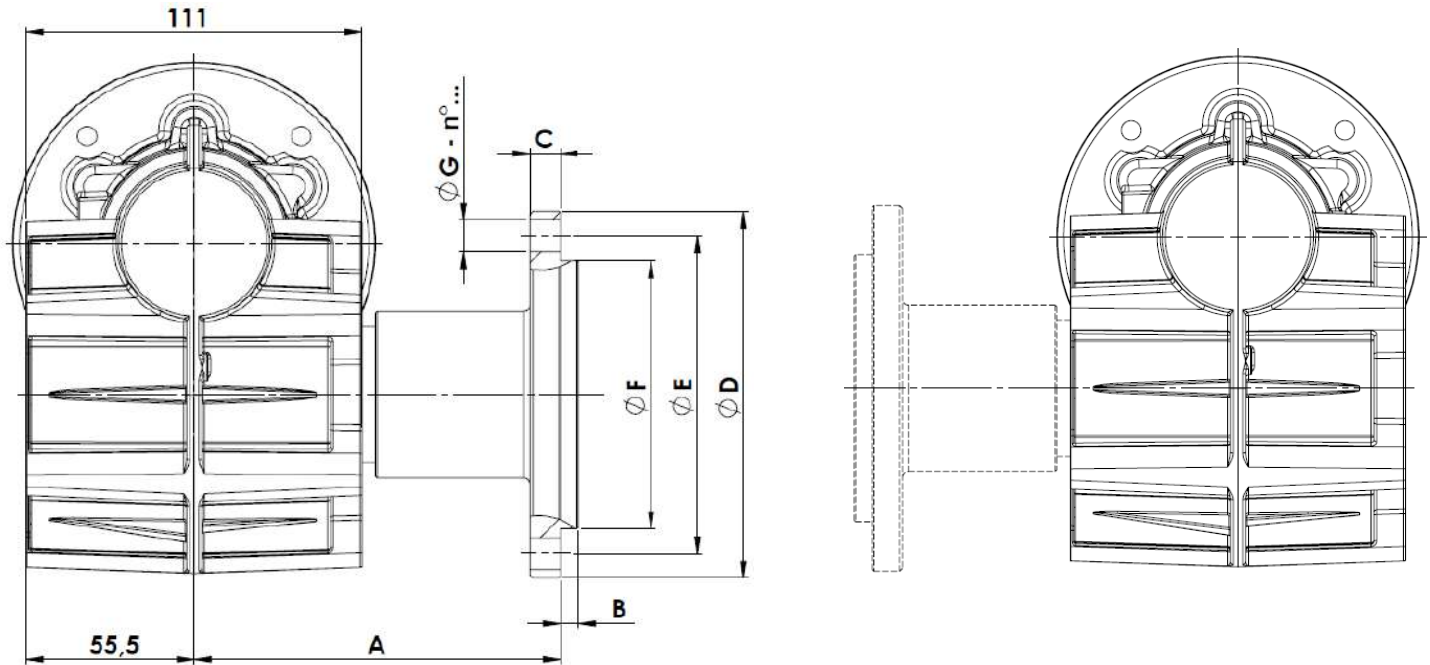


Dimensioni

Dimensions

CWTS050... O... D

CWTS050... O... S



Nota: Alberi di uscita integrati eseguiti su richiesta dei clienti .
Note: Integrated output shafts customized upon request.

Dimensioni / Dimensions							CWT050
A	B	C	ØD	ØE	ØF	ØG - n°...	
105	6	10	121	105	88,4	10,5 - n°4	O1
...	O...



MA TRANSTECNO SAPI DE CV
 Av. Mundial # 176, Parque Industrial
 JM Apodaca, Nuevo León,
 C.P. 66600
 MÉXICO
 T +52 8113340920
 info@transtecno.com.mx
 www.transtecno.com.mx



TRANSTECNO SRL
 Via Caduti di Sabbiano, 11/D-E
 40011 Anzola dell'Emilia (BO)
 ITALY
 T+39 051 64 25 811
 F +39 051 73 49 43
 sales@transtecno.com
 www.transtecno.com



HANGZHOU TRANSTECNO POWER TRANSMISSIONS CO; LTD
 Changlian Road, Fengdu Industry zone,
 Pingyao Town Yuhang Area,
 Hangzhou, 311115 - CHINA
 T +86 571 86 92 02 60
 F +86 571 86 92 18 10
 info-china@transtecno.com
 www.transtecno.cn



TRANSTECNO USA LLC
 5440 S.W. 156th Place Miami,
 FL 33185 - USA
 Tel: +1 (305) 220-4423
 Fax: +1 (305) 220-5945
 usaoffice@transtecno.com



TRANSTECNO BV
 De Stuwdam, 43 - 3815 KM Amersfoort
 NETHERLANDS
 Tel: +31(0) 33 45 19 505
 Fax: +31(0) 33 45 19 506
 info@transtecno.nl
 www.transtecno.nl



SALES OFFICE GUANGZHOU
 Room 401A, LeTian Building, No.188 TangAn Road,
 Tianhe District, Guangzhou City, 510665 - CHINA
 Tel: +86 131 85 00 16 27
 Fax: +86 571 86 92 18 10
 guangzhouoffice@transtecno.com



SALES OFFICE BRAZIL
 Rua Dr. Freire Alemão 155 / 402 - CEP. 90450-060
 Auxiliadora Porto Alegre RS - BRAZIL
 Tel: +55 51 3251 5447
 Fax: +55 51 3251 5447
 Mobile: +55 51 811 45 962
 braziloffice@transtecno.com
 www.transtecno.com.br



TRANSTECNO IBÉRICA
 THE MODULAR GEARMOTOR, S.A.
 C/Enginy, 2 Nave 6
 08850 Gavà (Barcelona) - SPAIN
 Tel: +34 931 598 950
 info@transtecno.es
 www.transtecno.es



SALES OFFICE INDIA
 A/10, Anagha, S.N. Road, Mulund (W) Mumbai
 400080 - INDIA
 Tel: +91 982 061 46 98
 Fax-Italy: +39 051 733 904
 indiaoffice@transtecno.com



SALES OFFICE FRANCE
 12 Impasse des Mûriers
 38300 Ruy - FRANCE
 Tel: +33 (0) 6 85 12 09 87
 Fax-Italy: +39 051 733 904
 franceoffice@transtecno.com
 www.transtecno.fr



SALES OFFICE SOUTH KOREA
 D-304 Songdo BRC Smart Valley 30, Songdomirae-ro,
 Yeonsu-gu, Incheon, 406-840 - SOUTH KOREA
 Tel: +82 70 8288 2107
 Fax: +82 32 815 2107
 Mobile: +82 10 5094 2107
 koreaoffice@transtecno.com



SALES OFFICE OCEANIA
 44 Northview drive, Sunshine west 3020
 Victoria - AUSTRALIA
 Tel: +61 03 9312 4722
 Fax: +61 03 9312 4714
 Mobile: +61 0438 060 997
 oceaniaoffice@transtecno.com
 www.transtecno.com.au