

TRANSTECNO[®]
the modular gearmotor

CMB

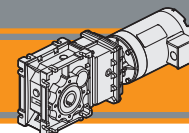


60Hz

Motorreductores de ejes ortogonales
Helical bevel gearmotors

Nema

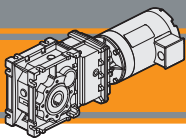




Índice	Index	Pág. Page
Características técnicas	<i>Technical features</i>	C2
Clasificación	<i>Classification</i>	C2
Sentidos de rotación	<i>Direction of rotation</i>	C3
Nomenclatura	<i>Symbols</i>	C3
Lubricación	<i>Lubrication</i>	C4
Cargas radiales	<i>Radial loads</i>	C4
Esquema Intercambiable CMB - CM	<i>Interchangeability CMB - CM</i>	C5
Datos técnicos	<i>Technical data</i>	C6
Dimensiones	<i>Dimensions</i>	C13
Accesorios	<i>Accessories</i>	C17

Esta sección substituye y anula las ediciones y revisiones previas. Si usted obtiene este catálogo a través de canales de distribución no autorizados o fuera de nuestro control, la versión en vigor no estará garantizada. **En todo caso, la versión más actualizada está disponible en nuestra página de internet www.transtecno.com**

*This section replaces any previous edition and revision. If you obtained this catalogue other than through controlled distribution channels, the most up to date content is not guaranteed. **In this case the latest version is available on our web site www.transtecno.com***



Características técnicas

Los reductores ortogonales de engranajes helicoidales serie CMB se caracterizan por un alto grado de modularidad, de hecho, fueron desarrollados con una carcasa completamente intercambiable con la de los reductores de tornillo sinfin de la serie CM. Por lo tanto, se configuran de acuerdo con las necesidades de la aplicación: con brida de salida, eje de salida, brazo de reacción.

Características comunes a toda la serie:

- Carcasa en aluminio en los tamaños.
- Engranajes siempre rectificadas.
- Lubricación permanente con aceite sintético de larga vida..

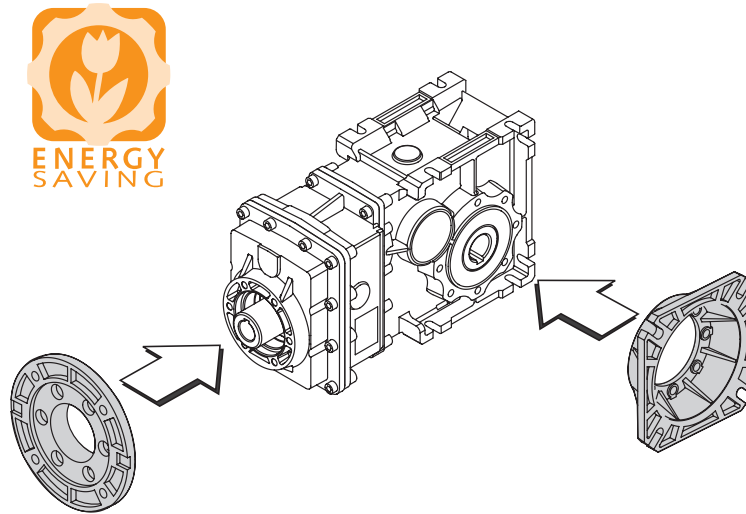
Technical features

The high degree of modularity of CMB helical bevel gearbox allows it to be completely interchangeable with CM wormgearboxes.

With this feature, output flanges, output shafts and torque arms can be interchanged as required.

Common features of all CMB range are:

- Die-cast aluminum housing.
- Ground helical gears.
- Permanently filled with synthetic oil for long life lubrication.

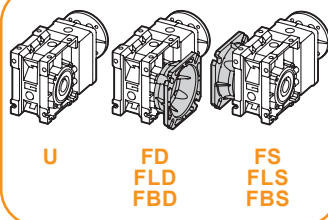


Clasificación

Classification

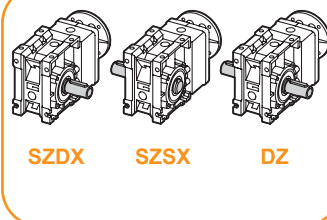
REDUCTOR / GEARBOX									
CMB	63	3	U	9.81	D1.125	56C	SZDX	BRSX	90°
Tipo Type	Tamaño Size	Etapas Stages	Versión Version	Relación de reducción Ratio	Eje de salida Output shaft		Eje de salida Output shaft	Brazo de reacción Torque arm	Ángulo Angle
CMB 	40 50 63 90	2 3	U FD FS FBD FBS FLD FLS	ver tablas see tables	ver tablas see tables	56C 140TC 180TC 210TC	SZDX SZSX DZ	BRSX BRDX	0° 90° 180° 270°

Relación de reducción
Gearbox Version



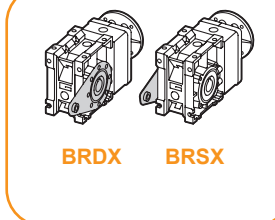
F....D = Lado derecho / Right side
F....S = Lado izquierdo / Left side

Eje de salida
Output shaft



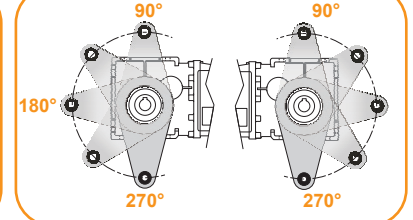
SZDX = Flecha sencilla lado derecho
Single shaft right side
DZ = Flecha doble / Double shaft
SZSX = Flecha sencilla lado izquierdo
Single shaft left side

Brazo de reacción
Torque arm

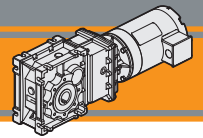


BRDX = Lado derecho / Right side
BRSX = Lado izquierdo / Left side

Posición del Brazo
Torque arm position *

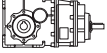


* NOTA: El brazo de reacción se suministra desmontado.
NOTE: the torque arm will be supplied not assembled.

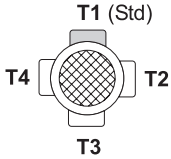


Clasificación

Classification

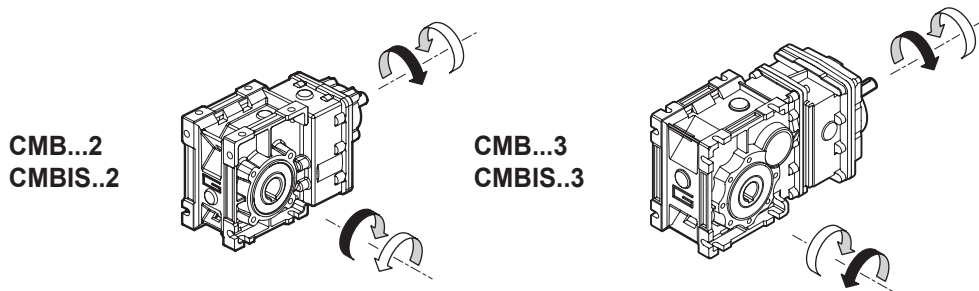
REDUCTOR / GEARBOX								
CMB	63	3	U	9.81	D1.125	SZDX	BRSX	90°
Tipo Type	Tamaño Size	Etapas Stages	Versión Version	Relación de reducción Ratio	Eje de salida Output shaft	Eje de salida Output shaft	Brazo de reacción Torque arm	Ángulo Angle
CMBIS 	40 50 63 90	2 3	U FD FS FBD FBS FLD FLS	ver tablas see tables	ver tablas see tables	SZDX SZSX DZ	BRSX BRDX	0° 90° 180° 270°

CMB

MOTOR / MOTOR						
1 hp / 0.75 kW	4p	3ph	220/440V	60Hz	T1	
Potencia Power	Polos Poles	Fases Phases	Tensión Voltage	Frecuencia Frequency	Posición caja de bornes Terminal box pos.	
véase tablas see tables	2p 4p 6p 8p	1ph 3ph	230V 230/400V 220/440V	50Hz 60Hz		

Sentido de rotación

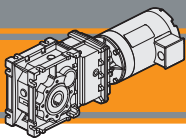
Direction of rotation



Nomenclatura

Symbols

- n_1 [rpm] Velocidad de entrada / *Input speed*
- n_2 [rpm] Velocidad de salida / *Output speed*
- i Relación de reducción / *Ratio*
- P_1 [hp] Potencia en la entrada / *Input power*
- M_2 [lb·in] Par en la salida en función de P_1 / *Output torque referred to P_1*
- P_{n1} [hp] Potencia nominal en la entrada / *Nominal input power*
- M_{n2} [lb·in] Par nominal en la salida en función de P_{n1} / *Nominal output torque referred to P_{n1}*
- sf Rendimiento dinámico / *Service factor*
- R_1 [lb] Carga radial permitida a la entrada / *Permitted input radial load*
- A_1 [lb] Carga axial permitida a la entrada / *Permitted input axial load*
- R_2 [lb] Carga radial admisible en la salida / *Maximum output radial load*
- A_2 [lb] Carga axial admisible en la salida / *Maximum output axial load*



Lubricación

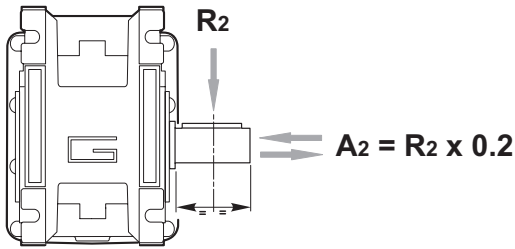
Todos los engranajes en los tamaños 402, 502, 633 y 903 se suministran con lubricante sintético, viscosidad 320, por lo que se pueden instalar en cualquier posición de montaje y no requieren mantenimiento.

Lubrication

Permanently filled with synthetic oil for long-life lubrication (viscosity grade 320) makes it possible to use CMB gearboxes in all mounting positions; for this reason they can be installed in any assembly position and do not require maintenance.

Cargas radiales

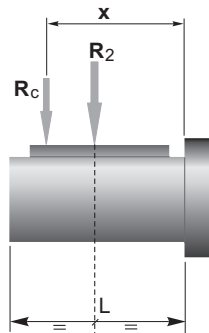
Radial loads



n ₂ [rpm]	R ₂ [lb]			
	CMB 402	CMB 502	CMB 633	CMB 903
400	204	251	413	603
300	224	276	454	664
200	256	316	520	760
170	271	334	549	802
140	318	392	585	856
100	356	438	655	1053
90	368	454	747	1091
60	460	560	855	1249
40	567	681	1010	1487
30	625	749	1160	1695
20	715	858	1328	1940
15	787	944	1461	2136
10	787	944	1461	2136

Cuando la carga radial no se aplica en el punto medio del eje, es necesario calcular la carga efectiva a través la siguiente fórmula:

When the radial load is not applied on the centre line of the shaft it is necessary to calculate the effective load with the following formula:

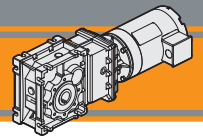


	CMB 402	CMB 502	CMB 633	CMB 903
a	3.386	4.094	4.646	6.181
b	2.598	3.110	3.661	4.606
R_{2MAX}	787	944	1461	2136

$$R_c = \frac{R_2 \cdot a}{(b+x)} \leq R_{2MAX}$$

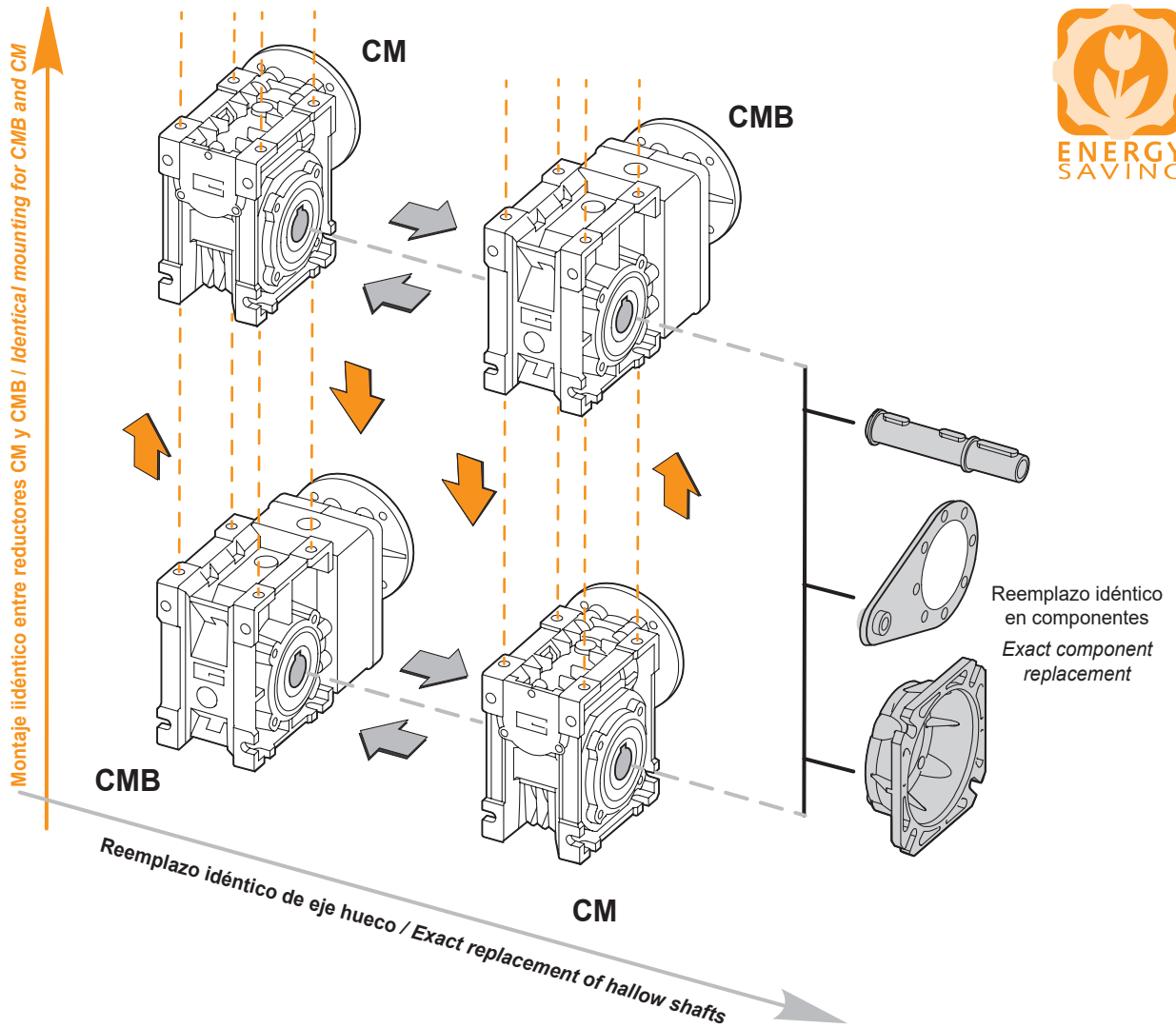
$$R \leq R_c$$

a, b = valores dados en la tabla
a, b = values given in the table

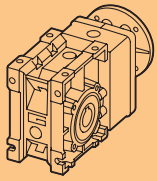











Esquema Intercambiable CMB - CM

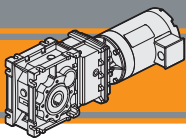
Interchangeability CMB - CM



CMB

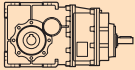
CMB	CM
	
 CMB 402	CM 040 
 CMB 502	CM 050 
 CMB 633	CM 063 
 CMB 903	CM 090 

CMB: Reductores ejes Ortogonales
Helical Bevel Gearboxes
CM: Reductores sinfin Corona
Wormgearboxes



Datos técnicos

Technical data

	i	Mn ₂ [lb·in]	n ₁ = 1750 rpm		
			n ₂ [rpm]	Pn ₁ [hp]	NEMA Motores aplicables NEMA Motor adapters 56 C
CMBIS 402					
	6.18	354	283	1.69	
	7.49	354	234	1.40	
	9.2	354	190	1.14	
	11.83	398	148	0.99	
	12.48	398	140	0.94	
	14.83	398	118	0.79	
	17.63	398	99.3	0.67	
	18.6	487	94.1	0.77	
	22.33	487	78.4	0.64	
	23.91	487	73.2	0.60	
	28.89	575	60.6	0.59	
	30.84	575	56.7	0.55	
	33.57	575	52.1	0.51	
	35.63	575	49.1	0.48	
	42.75	575	40.9	0.40	
	55.31	575	31.6	0.31	
	59.06	575	29.6	0.29	
	64.29	575	27.2	0.26	
	72.50	575	24.1	0.23	

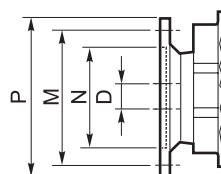
CMBIS 502					
	6.18	619	283	2.96	
	7.49	619	234	2.44	
	9.20	619	190	1.99	
	11.83	796	148	1.99	
	12.48	796	140	1.88	
	14.83	796	118	1.59	
	17.63	796	99.3	1.33	
	18.60	973	94.1	1.55	
	22.33	973	78.4	1.29	
	23.91	973	73.2	1.20	
	28.89	1106	60.6	1.13	
	30.84	1106	56.7	1.06	
	33.57	1106	52.1	0.97	
	35.63	1106	49.1	0.92	
	42.75	1106	40.9	0.76	
	55.31	1106	31.6	0.59	
	59.06	1106	29.6	0.55	
	64.29	1106	27.2	0.51	
	72.50	1106	24.1	0.45	

NOTA Las áreas resaltadas indican el tamaño de carcasa del motor correspondiente.

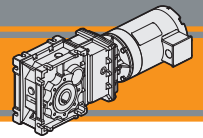
NOTE Highlighted areas indicate the motor input flange available on each gearbox size.

Antes de seleccionar cualquier reductor, favor de revisar los valores de desempeño en las páginas C9 a la C15.

Before selecting any gearbox, please read the performance values shown in the tables on page C9 to C15.

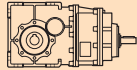


Dimensiones NEMA/ NEMA Dimensions	
	56 C
N	4.5
M	5.88
P	6.5
D	0.625



Datos técnicos

Technical data

	i	Mn ₂ [lb·in]	n ₁ = 1750 rpm			
			n ₂ [rpm]	Pn ₁ [hp]	NEMA Motores aplicables NEMA Motor adapters	
					56 C	140 TC
CMBIS 633						
	6.58	1327	266	5.95		
	7.99	1327	219	4.91		
	9.81	1327	178	4.00		
	10.44	1327	168	3.76		
	12.53	1327	140	3.13		
	13.31	1327	131	2.95		
	15.81	1504	111	2.81		
	17.77	1947	98.5	3.24		
	21.56	1947	81.2	2.67		
	26.48	1947	66.1	2.17		
	28.17	1947	62.1	2.04		
	33.81	1947	51.8	1.70		
	35.92	1947	48.7	1.60		
	38.88	2212	45.0	1.68		
	47.16	2212	37.1	1.39		
	57.93	2212	30.2	1.13		
	61.63	2212	28.4	1.06		
	73.96	2212	23.7	0.88		*
	78.58	2212	22.3	0.83		*
	93.33	2212	18.8	0.70		*
	140.52	2212	12.5	0.47		*
	181.81	2212	9.6	0.36		*
	211.31	2212	8.3	0.31		*
	238.31	2212	7.3	0.27		*

CMB

NOTA

Las áreas resaltadas indican el tamaño de carcasa del motor correspondiente.

NOTE

Highlighted areas indicate the motor input flange available on each gearbox size.



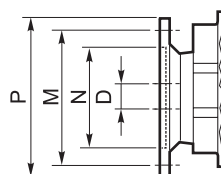
* = Pn₁ es la potencia mecánica. La potencia aplicable resulta reducida por el factor térmico. Para más detalles consultar con nuestro servicio técnico



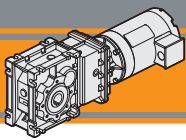
* = The service factor (sf) has to be selected depending on application: please contact our Technical Department.

Antes de seleccionar cualquier reductor, favor de revisar los valores de desempeño en las páginas C9 a la C15.

Before selecting any gearbox, please read the performance values shown in the tables on page C9 to C15.

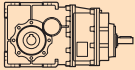


Dimensiones NEMA/ NEMA Dimensions		
	56 C	140 TC
N	4.5	
M	5.88	
P	6.5	
D	0.625	0.875



Datos técnicos

Technical data

	i	Mn ₂ [lb·in]	n ₁ = 1750 rpm				
			n ₂ [rpm]	Pn ₁ [hp]	NEMA Motores aplicables NEMA Motor adapters		
					56 C	140 TC	180 TC
CMBIS 903							
	6.65	2478	263	11.01			
	8.00	2478	219	9.15			
	9.74	2478	180	7.51			
	11.21	2478	156	6.53			
	14.09	2655	124	5.56			
	17.95	3982	97.5	6.55			
	21.60	3982	81.0	5.45			
	26.30	3982	66.5	4.47			
	30.25	3982	57.9	3.89			
	39.26	4425	44.6	3.33			
	47.25	4425	37.0	2.77			
	57.52	4425	30.4	2.27			*
	66.17	4425	26.4	1.98			*
	83.20	4425	21.0	1.57			*
	108.09	4425	16.2	1.21			*
	132.23	4425	13.2	0.99			*
	147.92	4425	11.8	0.88		*	*
	167.09	4425	10.5	0.78		*	*
	191.06	4425	9.2	0.68		*	*
	221.88	4425	7.9	0.59		*	*
	262.96	4425	6.7	0.50		*	*

NOTA

Las áreas resaltadas indican el tamaño de carcasa del motor correspondiente.

NOTE

Highlighted areas indicate the motor input flange available on each gearbox size.



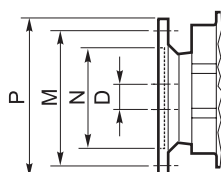
* = Pn₁ es la potencia mecánica. La potencia aplicable resulta reducida por el factor térmico. Para más detalles consultar con nuestro servicio técnico



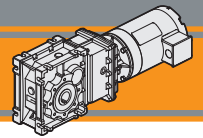
* = The service factor (sf) has to be selected depending on application: please contact our Technical Department.

Antes de seleccionar cualquier reductor, favor de revisar los valores de desempeño en las páginas C9 a la C15.

Before selecting any gearbox, please read the performance values shown in the tables on page C9 to C15.

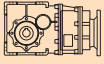

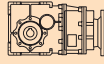



Dimensiones NEMA/ NEMA Dimensions			
	56 C	140 TC	180 TC
N		4.5	8.5
M		5.88	7.25
P		6.5	9
D	0.625	0.875	1.125

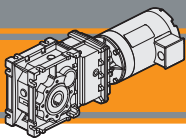


Datos técnicos

Technical data

P ₁ [hp]	n ₂ [rpm]	M ₂ [lb·in]	sf	AGMA	i			P ₁ [hp]	n ₂ [rpm]	M ₂ [lb·in]	sf	AGMA	i								
0.16 hp								0.25 hp													
0.12 kW (1750 rpm)	283	33	10.6	III	6.18	CMB402	56C	0.18 kW (1750 rpm)	283	52	6.8	III	6.18	CMB402	56C						
	234	41	8.7	III	7.49				234	63	5.6	III	7.49				56C				
	190	50	7.1	III	9.20				190	78	4.5	III	9.20				56C				
	148	64	6.2	III	11.83				148	100	4.0	III	11.83				56C				
	140	68	5.9	III	12.48				140	106	3.8	III	12.48				56C				
	118	80	5.0	III	14.83				118	125	3.2	III	14.83				56C				
	99	95	4.2	III	17.63				99	149	2.7	III	17.63				56C				
	94	101	4.8	III	18.60				94	157	3.1	III	18.60				56C				
	78	121	4.0	III	22.33				78	189	2.6	III	22.33				56C				
	73	129	3.8	III	23.91				73	202	2.4	III	23.91				56C				
	61	156	3.7	III	28.89				61	244	2.4	III	28.89				56C				
	57	167	3.4	III	30.84				57	261	2.2	III	30.84				56C				
	52	182	3.2	III	33.57				52	284	2.0	III	33.57				56C				
	49	193	3.0	III	35.63				49	301	1.9	II	35.63				56C				
	41	232	2.5	III	42.75				41	362	1.6	II	42.75				56C				
	32	300	1.9	II	55.31				32	468	1.2	I	55.31				56C				
	30	320	1.8	II	59.06				30	500	1.2	I	59.06				56C				
	27	348	1.7	II	64.29				27	544	1.1	I	64.29				56C				
	24	393	1.5	II	72.50				24	614	0.9	I	72.50				56C				
	283	33	18.5	III	6.18			CMB502	56C	283	52	11.9	III			6.18	CMB502	56C			
	234	41	15.3	III	7.49						234	63	9.8			III			7.49		56C
	190	50	12.4	III	9.20						190	78	8.0			III			9.20		56C
	148	64	12.4	III	11.83						148	100	8.0			III			11.83		56C
	140	68	11.8	III	12.48						140	106	7.5			III			12.48		56C
	118	80	9.9	III	14.83		118			125	6.3	III	14.83		56C						
	99	95	8.3	III	17.63		99			149	5.3	III	17.63		56C						
	94	101	9.7	III	18.60		94			157	6.2	III	18.60		56C						
	78	121	8.1	III	22.33		78			189	5.2	III	22.33		56C						
	73	129	7.5	III	23.91		73			202	4.8	III	23.91		56C						
	61	156	7.1	III	28.89		61			244	4.5	III	28.89		56C						
	57	167	6.6	III	30.84		57			261	4.2	III	30.84		56C						
	52	182	6.1	III	33.57		52			284	3.9	III	33.57		56C						
	49	193	5.7	III	35.63		49			301	3.7	III	35.63		56C						
	41	232	4.8	III	42.75		41			362	3.1	III	42.75		56C						
	32	300	3.7	III	55.31		32			468	2.4	III	55.31		56C						
	30	320	3.5	III	59.06		30			500	2.2	III	59.06		56C						
	27	348	3.2	III	64.29		27			544	2.0	III	64.29		56C						
	24	393	2.8	III	72.50		24			614	1.8	II	72.50		56C						
	24	401	5.5	III	73.96	CMB633	56C			24	626	3.5	III	73.96	CMB633	56C					
	22	426	5.2	III	78.58						22	665	3.3	III					78.58		56C
	19	505	4.4	III	93.33						19	790	2.8	III					93.33		56C
	12	761	2.9	III	140.52						12	1189	1.9	II					140.52		56C
	10	985	2.2	III	181.81						10	1539	1.4	II					181.81		56C
	8.3	1145	1.9	II	211.31				8.3	1788	1.2	I	211.31				56C				
	7.3	1291	1.7	II	238.31				7.3	2017	1.1	I	238.31				56C				
	9.2	1035	4.3	III	191.06			CMB903	56C	12	1252	3.5	III	147.92			CMB903	56C			
	7.9	1202	3.7	III	221.88		10			1414	3.1	III	167.09		56C						
	6.7	1424	3.1	III	262.96		9.2			1617	2.7	III	191.06		56C						
							7.9			1878	2.4	III	221.88		56C						
							6.7			2225	2.0	II	262.96		56C						

CMB



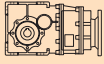

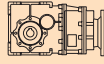

CMB

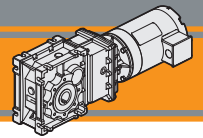
Motorreductores de ejes ortogonales
Helical bevel gearmotors

Nema 60 Hz

Datos técnicos

Technical data

P ₁ [hp]	n ₂ [rpm]	M ₂ [lb·in]	sf	AGMA	i			P ₁ [hp]	n ₂ [rpm]	M ₂ [lb·in]	sf	AGMA	i		
0.33 hp								0.5 hp							
0.22 kW (1750 rpm)	283	69	5.1	III	6.18	CMB402	56C	0.37 kW (1750 rpm)	283	105	3.4	III	6.18	CMB402	56C
	234	84	4.2	III	7.49				234	127	2.8	III	7.49		
	190	103	3.4	III	9.20		56C		190	156	2.3	III	9.20		56C
	148	132	3.0	III	11.83		56C		148	200	2.0	II	11.83		56C
	140	139	2.9	III	12.48		56C		140	211	1.9	II	12.48		56C
	118	166	2.4	III	14.83		56C		118	251	1.6	II	14.83		56C
	99	197	2.0	III	17.63		56C		99	298	1.3	I	17.63		56C
	94	208	2.3	III	18.60		56C		94	315	1.5	II	18.60		56C
	78	249	2.0	II	22.33		56C		78	378	1.3	I	22.33		56C
	73	267	1.8	II	23.91		56C		73	405	1.2	I	23.91		56C
	61	323	1.8	II	28.89		56C		61	489	1.2	I	28.89		56C
	57	345	1.7	II	30.84		56C		57	522	1.1	I	30.84		56C
	52	375	1.5	II	33.57		56C		52	568	1.0	I	33.57		56C
	49	398	1.4	II	35.63		56C		49	603	1.0	I	35.63		56C
	41	478	1.2	I	42.75		56C								
	32	618	0.9	I	55.31		56C		283	105	5.9	III	6.18	CMB502	56C
	30	660	0.9	I	59.06		56C		234	127	4.9	III	7.49		56C
									190	156	4.0	III	9.20		56C
	283	69	9.0	III	6.18	CMB502	56C		148	200	4.0	III	11.83		56C
	234	84	7.4	III	7.49		56C		140	211	3.8	III	12.48		56C
	190	103	6.0	III	9.20		56C		118	251	3.2	III	14.83		56C
	148	132	6.0	III	11.83		56C		99	298	2.7	III	17.63		56C
	140	139	5.7	III	12.48		56C		94	315	3.1	III	18.60		56C
	118	166	4.8	III	14.83		56C		78	378	2.6	III	22.33		56C
	99	197	4.0	III	17.63		56C		73	405	2.4	III	23.91		56C
	94	208	4.7	III	18.60		56C		61	489	2.3	III	28.89		56C
	78	249	3.9	III	22.33		56C		57	522	2.1	III	30.84		56C
	73	267	3.6	III	23.91		56C		52	568	1.9	II	33.57		56C
	61	323	3.4	III	28.89		56C		49	603	1.8	II	35.63		56C
	57	345	3.2	III	30.84		56C		41	724	1.5	II	42.75		56C
	52	375	2.9	III	33.57		56C		32	936	1.2	I	55.31		56C
	49	398	2.8	III	35.63		56C		30	1000	1.1	I	59.06		56C
	41	478	2.3	III	42.75		56C		27	1088	1.0	I	64.29		56C
	32	618	1.8	II	55.31		56C		24	1227	0.9	I	72.50		56C
	30	660	1.7	II	59.06		56C								
	27	718	1.5	II	64.29		56C		52	572	3.4	III	33.81	CMB633	56C
	24	810	1.4	I	72.50		56C		49	608	3.2	III	35.92		56C
									45	658	3.4	III	38.88		56C
									37	798	2.8	III	47.16		56C
	30	647	3.4	III	57.93	CMB633	56C		30	981	2.3	III	57.93		56C
	28	688	3.2	III	61.63		56C		28	1043	2.1	III	61.63		56C
	24	826	2.7	III	73.96		56C		24	1252	1.8	II	73.96		56C
	22	878	2.5	III	78.58		56C		22	1330	1.7	II	78.58		56C
	19	1043	2.1	III	93.33		56C		19	1580	1.4	II	93.33		56C
	12	1570	1.4	II	140.52		56C		12	2378	0.9	I	140.52		56C
	10	2031	1.1	I	181.81		56C								
	8.3	2361	0.9	I	211.31		56C		26	1120	4.0	III	66.17	CMB903	56C
	7.3	2662	0.8	I	238.31		56C		21	1408	3.1	III	83.20		56C
									16	1830	2.4	III	108.09		56C
									13	2238	2.0	II	132.23		56C
	12	1652	2.7	III	147.92	CMB903	56C		12	2504	1.8	II	147.92		56C
	10	1867	2.4	III	167.09		56C		10	2828	1.6	II	167.09		56C
	9.2	2134	2.1	III	191.06		56C		9.2	3234	1.4	I	191.06		56C
	7.9	2479	1.8	II	221.88		56C		7.9	3755	1.2	I	221.88		56C
	6.7	2938	1.5	II	262.96		56C		6.7	4451	1.0	I	262.96		56C

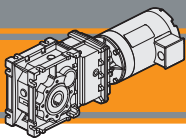


Datos técnicos

Technical data

P ₁ [hp]	n ₂ [rpm]	M ₂ [lb·in]	sf	AGMA	i			P ₁ [hp]	n ₂ [rpm]	M ₂ [lb·in]	sf	AGMA	i				
0.75 hp								1 hp									
0.55 kW (1750 rpm)	283	157	2.3	III	6.18	CMB402	56C	0.75 kW (1750 rpm)	283	209	1.7	II	6.18	CMB402	56C		
	234	190	1.9	II	7.49				234	254	1.4	I	7.49				
190	234	1.5	II	9.20	190			312	1.1	I	9.20						
148	300	1.3	I	11.83	148			400	1.0	I	11.83						
140	317	1.3	I	12.48	140			423	0.9	I	12.48						
118	376	1.1	I	14.83	56C			56C	283	209	3.0	III	6.18			CMB502	56C
99	447	0.9	I	17.63	56C			56C	234	254	2.4	III	7.49				
94	472	1.0	I	18.60	56C			56C	190	312	2.0	II	9.20				
78	567	0.9	I	22.33	56C			56C	148	400	2.0	II	11.83				
283	157	4.0	III	6.18	CMB502			56C	140	423	1.9	II	12.48				
234	190	3.3	III	7.49		118	502		1.6	II	14.83						
190	234	2.7	III	9.20		99	597		1.3	I	17.63						
148	300	2.7	III	11.83		94	630		1.5	II	18.60						
140	317	2.5	III	12.48		78	756		1.3	I	22.33						
118	376	2.1	III	14.83		73	809		1.2	I	23.91						
99	447	1.8	II	17.63		61	978		1.1	I	28.89						
94	472	2.1	III	18.60		57	1044		1.1	I	30.84						
78	567	1.7	II	22.33		52	1136		1.0	I	33.57						
73	607	1.6	II	23.91		49	1206		0.9	I	35.63						
61	733	1.5	II	28.89	56C	56C	266	223	6.0	III	6.58	CMB633	56C-140TC				
57	783	1.4	II	30.84	56C	56C	219	270	4.9	III	7.99						
52	852	1.3	I	33.57	56C	56C	178	332	4.0	III	9.81						
49	904	1.2	I	35.63	56C	56C	168	353	3.8	III	10.44						
41	1085	1.0	I	42.75	56C	56C	140	424	3.1	III	12.53						
98	451	4.3	III	17.77	CMB633	56C	131	451	2.9	III	13.31						
81	547	3.6	III	21.56			111	535	2.8	III	15.81						
66	672	2.9	III	26.48			98	602	3.2	III	17.77						
62	715	2.7	III	28.17			81	730	2.7	III	21.56						
52	858	2.3	III	33.81			66	897	2.2	III	26.48						
49	912	2.1	III	35.92			62	954	2.0	III	28.17						
45	987	2.2	III	38.88			52	1145	1.7	II	33.81						
37	1197	1.8	II	47.16			49	1216	1.6	II	35.92						
30	1471	1.5	II	57.93			45	1316	1.7	II	38.88						
28	1565	1.4	II	61.63			37	1597	1.4	I	47.16						
24	1878	1.2	I	73.96	30	1961	1.1	I	57.93								
22	1995	1.1	I	78.58	28	2086	1.1	I	61.63								
19	2369	0.9	I	93.33	24	2504	0.9	I	73.96								
37	1200	3.7	III	47.25	CMB903	56C	22	2660	0.8	I	78.58						
30	1460	3.0	III	57.52			58	1024	3.9	III	30.25	CMB903	56C-140TC				
26	1680	2.6	III	66.17			45	1329	3.3	III	39.26						
21	2112	2.1	III	83.20			37	1600	2.8	III	47.25						
16	2744	1.6	II	108.09			30	1947	2.3	III	57.52						
13	3357	1.3	I	132.23			26	2240	2.0	II	66.17						
12	3755	1.2	I	147.92			21	2817	1.6	II	83.20						
10	4242	1.0	I	167.09			16	3659	1.2	I	108.09						
9	4851	0.9	I	191.06			13	4476	1.0	I	132.23						
									12	5007	0.9			I	147.92		

CMB



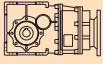

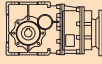

CMB

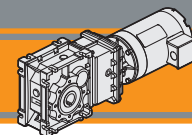
Motorreductores de ejes ortogonales
Helical bevel gearmotors

Nema 60 Hz

Datos técnicos

Technical data

P ₁ [hp]	n ₂ [rpm]	M ₂ [lb·in]	sf	AGMA	i			P ₁ [hp]	n ₂ [rpm]	M ₂ [lb·in]	sf	AGMA	i								
1.5 hp								2 hp													
1.1 kW (1750 rpm)	266	334	4.0	III	6.58	CMB633	56C-140TC	1.5 kW (1750 rpm)	263	450	5.5	III	6.65	CMB903	56C-140TC						
	219	406	3.3	III	7.99				219	542	4.6	III	8.00								
	178	498	2.7	III	9.81				180	660	3.8	III	9.74								
	168	530	2.5	III	10.44				156	759	3.3	III	11.21								
	140	636	2.1	III	12.53				124	954	2.8	III	14.09								
	131	676	2.0	II	13.31				98	1215	3.3	III	17.95								
	111	803	1.9	II	15.81				81	1462	2.7	III	21.60								
	98	902	2.2	III	17.77				67	1780	2.2	III	26.30								
	81	1095	1.8	II	21.56				58	2048	1.9	II	30.25								
	66	1345	1.4	II	26.48				45	2658	1.7	II	39.26								
	62	1431	1.4	I	28.17				37	3199	1.4	I	47.25								
	52	1717	1.1	I	33.81				30	3894	1.1	I	57.52								
	49	1824	1.1	I	35.92				26	4480	1.0	I	66.17								
	45	1974	1.1	I	38.88																
	37	2395	0.9	I	47.16																
	3 hp								5 hp												
	1.1 kW (1750 rpm)	266	338	7.3	III				6.65	CMB903	56C-140TC	2.2 kW (1750 rpm)	266			669	2.0	II	6.58	CMB633	140TC-180TC
		219	406	6.1	III				8.00				219			811	1.6	II	7.99		
		180	495	5.0	III				9.74				178			997	1.3	I	9.81		
		156	569	4.4	III				11.21				168			1060	1.3	I	10.44		
124		716	3.7	III	14.09	140	1272	1.0	I				12.53								
98		911	4.4	III	17.95	131	1352	1.0	I				13.31								
81		1097	3.6	III	21.60	111	1605	0.9	I				15.81								
67		1335	3.0	III	26.30	98	1805	1.1	I				17.77								
58		1536	2.6	III	30.25	81	2189	0.9	I				21.56								
45		1994	2.2	III	39.26																
37		2399	1.8	II	47.25																
30		2921	1.5	II	57.52																
26		3360	1.3	I	66.17																
21		4225	1.0	I	83.20																
2 hp								3 hp													
1.5 kW (1750 rpm)		266	446	3.0	III	6.58	CMB633	56C-140TC	2.2 kW (1750 rpm)				263	675	3.7	III	6.65	CMB903	140TC-180TC		
		219	541	2.5	III	7.99							219	813	3.0	III	8.00				
		178	664	2.0	II	9.81							180	990	2.5	III	9.74				
		168	707	1.9	II	10.44							156	1138	2.2	III	11.21				
		140	848	1.6	II	12.53							124	1431	1.9	II	14.09				
	131	901	1.5	II	13.31	98				1823	2.2	III	17.95								
	111	1070	1.4	II	15.81	81				2194	1.8	II	21.60								
	98	1203	1.6	II	17.77	67				2671	1.5	II	26.30								
	81	1460	1.3	I	21.56	58				3072	1.3	I	30.25								
	66	1793	1.1	I	26.48	45				3987	1.1	I	39.26								
	62	1908	1.0	I	28.17	37				4799	0.9	I	47.25								
	52	2289	0.9	I	33.81																
	5 hp									3 hp											
	1.5 kW (1750 rpm)	263	1126	2.2	III	6.65				CMB903	180TC	3.7 kW (1750 rpm)	263	1126	2.2	III	6.65			CMB903	180TC
		219	1355	1.8	II	8.00							219	1355	1.8	II	8.00				
180		1649	1.5	II	9.74	180	1649	1.5	II				9.74								
156		1897	1.3	I	11.21	156	1897	1.3	I				11.21								
124		2385	1.1	I	14.09	124	2385	1.1	I				14.09								
98		3038	1.3	I	17.95	98	3038	1.3	I				17.95								
81		3656	1.1	I	21.60	81	3656	1.1	I				21.60								
67		4451	0.9	I	26.30	67	4451	0.9	I				26.30								



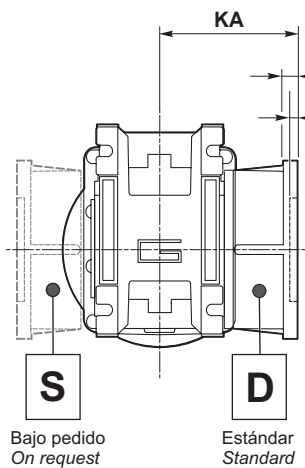
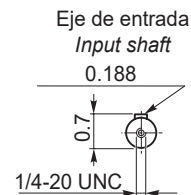
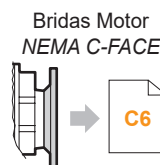
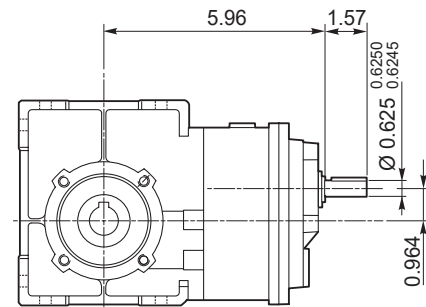
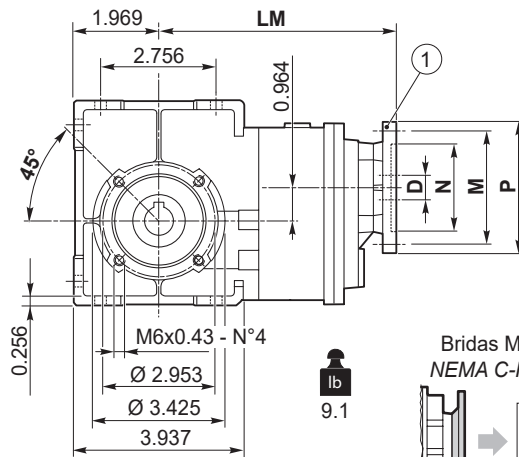
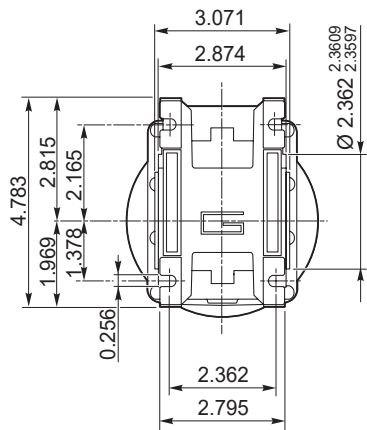
Dimensiones

Dimensions

CMB 402 - CMBIS 402

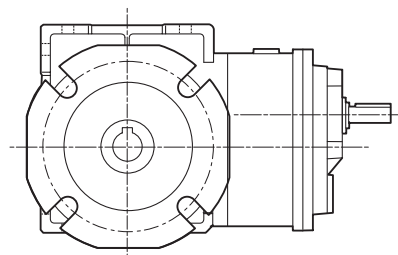
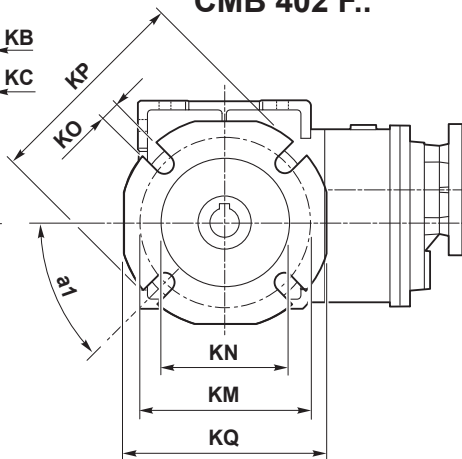
CMB 402 U

CMBIS 402 U



CMB 402 F..

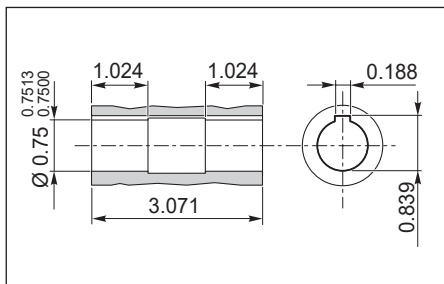
CMBIS 402 F..



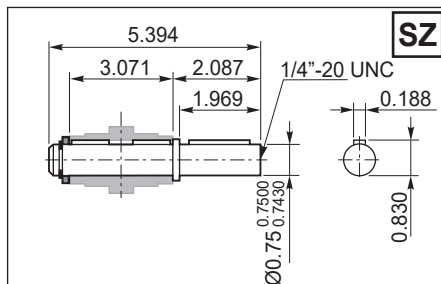
Versión F / F Version										
CMB / CMBIS	a ₁	KA	KB	KC	KM	KN	KO	KP	□ KQ	Brida / Flange Tipo / Type
402	45°	2.638	0.295	0.77	3.150-3.740	2.362 ^{2.3640} / _{2.3622}	0.354	4.331	3.740	F
	45°	3.819	0.295	0.77	3.150-3.740	2.362 ^{2.3640} / _{2.3622}	0.354	4.331	3.740	FL
	45°	3.150	0.335	0.197	4.527-4.921	3.740 ^{3.7423} / _{3.7402}	0.374	5.512	4.409	FB

Brida Motor / Motor flange	
①	Dimensiones NEMA / NEMA Dimensions
	56 C
N	4.5
M	5.88
P	6.5
D	0.625
LM	6.72

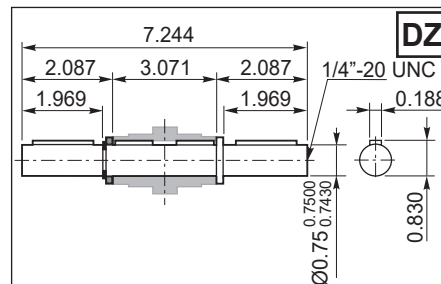
Eje de salida hueco / Hollow output shaft



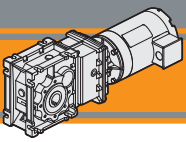
Eje de salida / Output shaft



Eje de salida / Output shaft



CMB



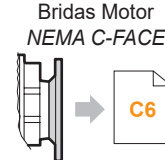
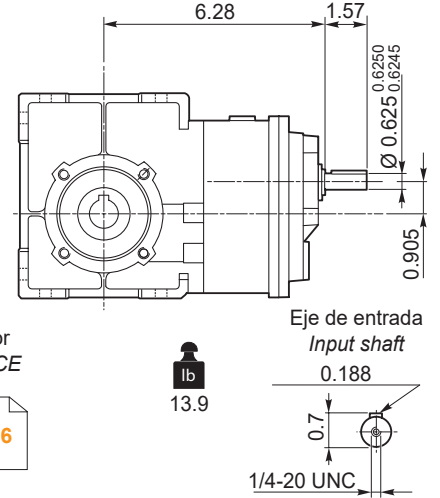
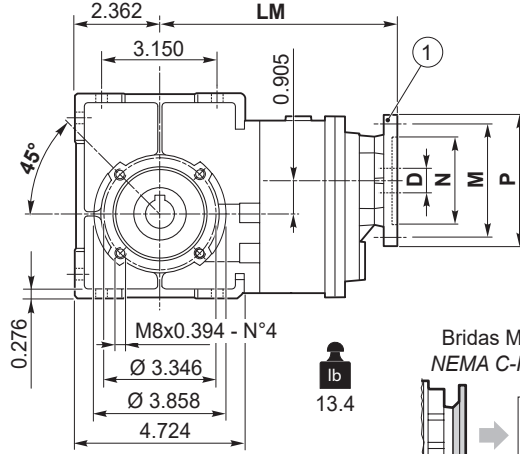
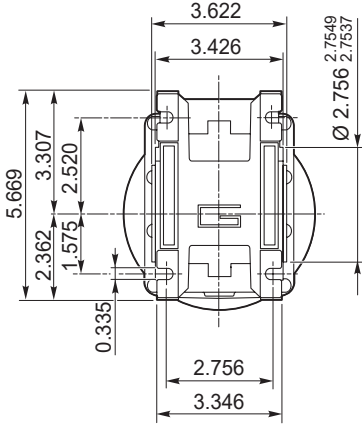
Dimensiones

Dimensions

CMB 502 - CMBIS 502

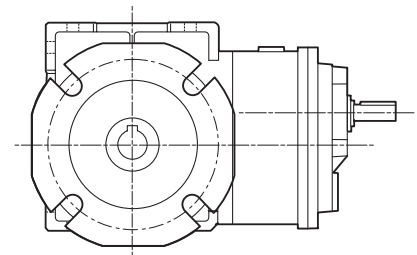
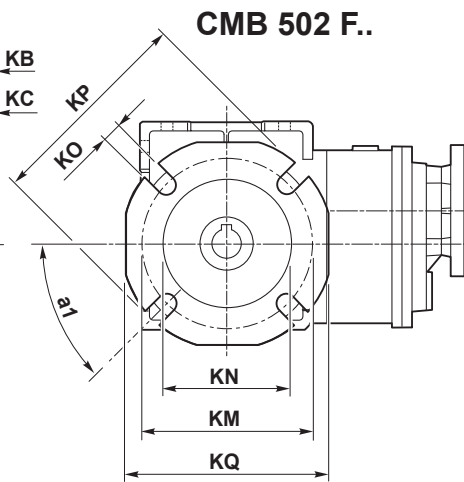
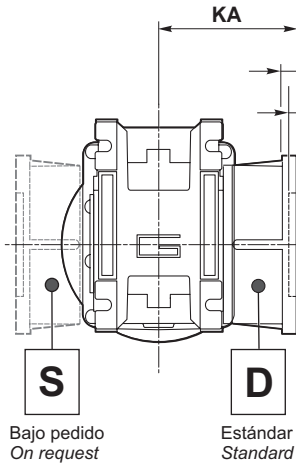
CMB 502 U

CMBIS 502 U



CMB 502 F..

CMBIS 502 F..



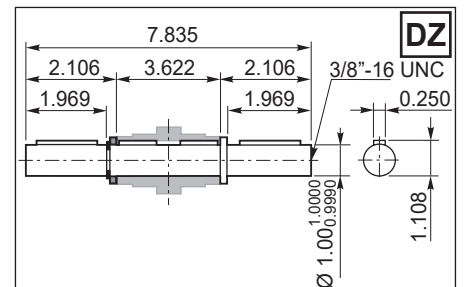
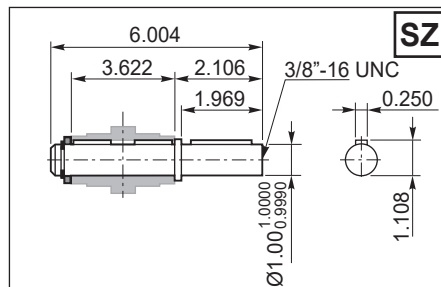
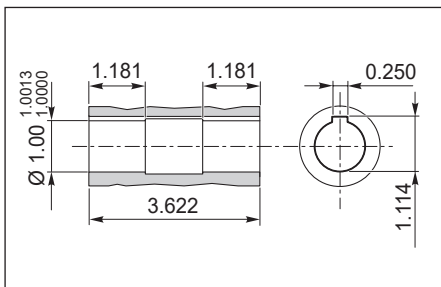
Versión F / F Version										
CMB / CMBIS	a ₁	KA	KB	KC	KM	KN	KO	KP	□ KQ	Brida / Flange Tipo / Type
502	45°	3.543	0.354	0.197	3.543-4.331	2.756 ^{2.7577} _{2.7559}	0.433	4.921	4,331	F
	45°	4.724	0.354	0.197	3.543-4.331	2.756 ^{2.7577} _{2.7559}	0.433	4.921	4,331	FL
	45°	3.504	0.354	0.197	5.118-5.709	4.331 ^{4.3328} _{4.3307}	0.374	6.299	5,197	FB

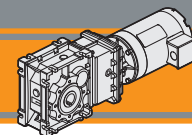
Brida Motor / Motor flange	
1	Dimensiones NEMA / NEMA Dimensions
	56 C
N	4.5
M	5.88
P	6.5
D	0.625
LM	7.11

Eje de salida hueco / Hollow output shaft

Eje de salida / Output shaft

Eje de salida / Output shaft





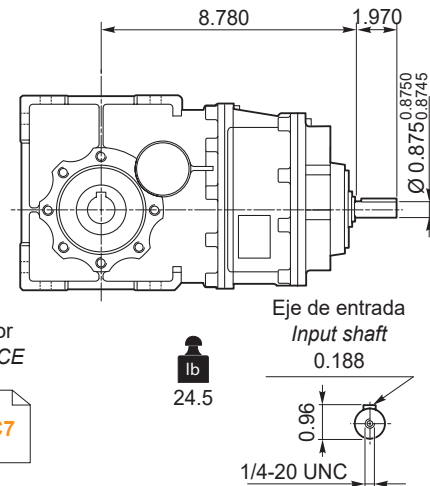
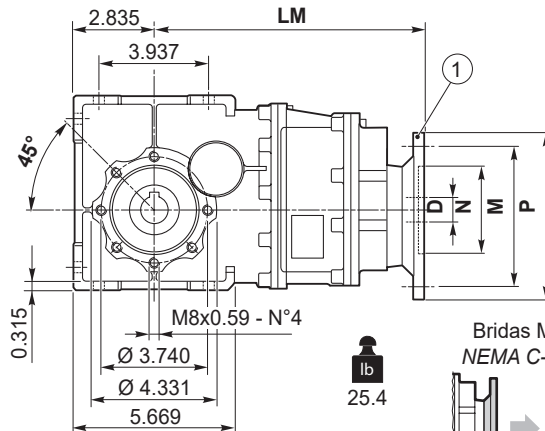
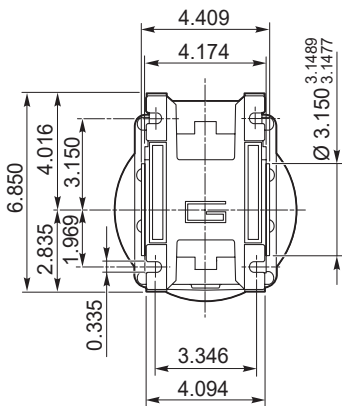
Dimensiones

Dimensions

CMB 633 - CMBIS 633

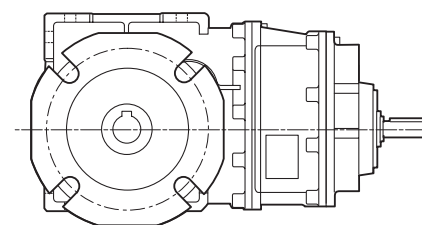
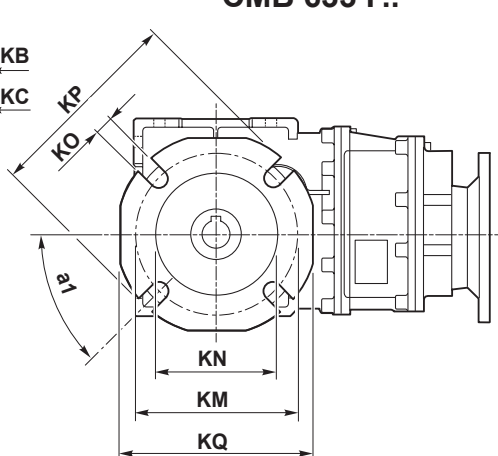
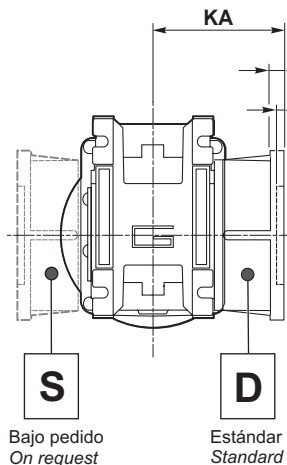
CMB 633 U

CMBIS 633 U



CMB 633 F..

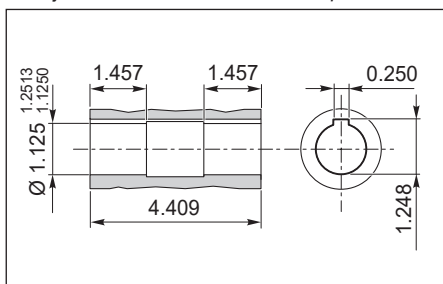
CMBIS 633 F..



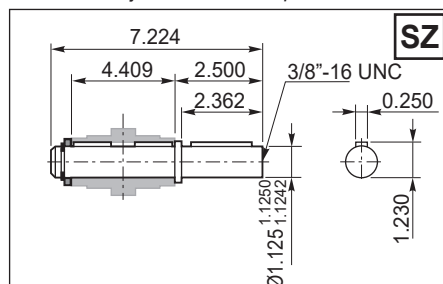
Versión F / F Version										
CMB / CMBIS	a ₁	KA	KB	KC	KM	KN	KO	KP	□ KQ	Brida / Flange Tipo / Type
633	45°	3.228	0.394	0.236	5.906-6.299	4.528 ^{4.5297} 4.5276	0.433	7.087	5.591	F
	45°	4.409	0.394	0.314	5.906-6.299	4.528 ^{4.5297} 4.5276	0.433	7.087	5.591	FL
	45°	3.858	0.433	0.197	6.496-7.087	5.118 ^{5.1206} 5.1181	0.433	7.874	6.229	FB

Brida Motor / Motor flange		
①	Dimensiones NEMA / NEMA Dimensions	
	56 C	140 TC
N	4.5	4.5
M	5.88	5.88
P	6.5	6.5
D	0.625	0.875
LM	9.69	9.69

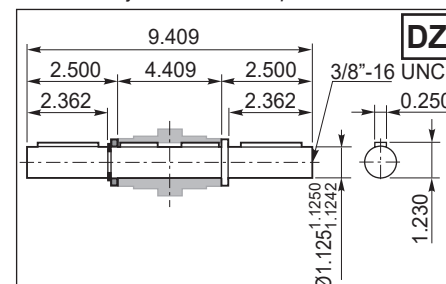
Eje de salida hueco / Hollow output shaft



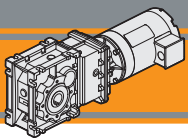
Eje de salida / Output shaft



Eje de salida / Output shaft



CMB



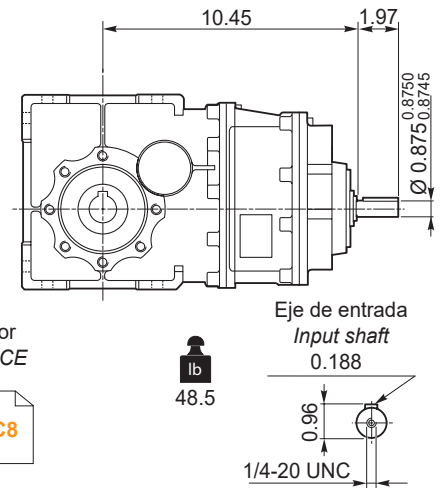
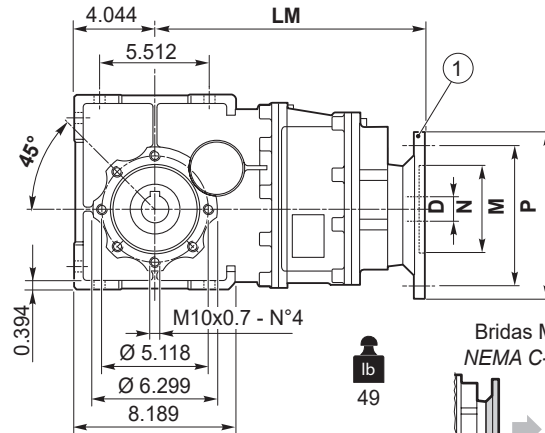
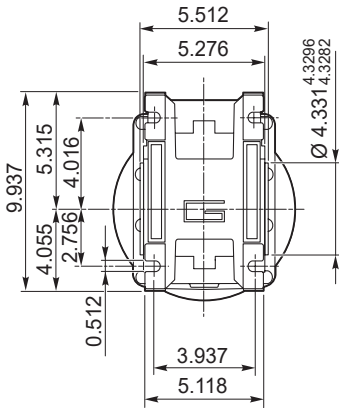
Dimensiones

Dimensions

CMB 903 - CMBIS 903

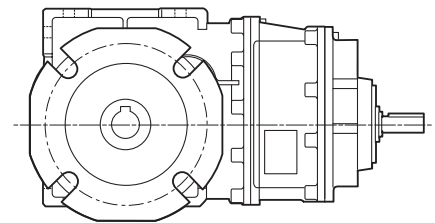
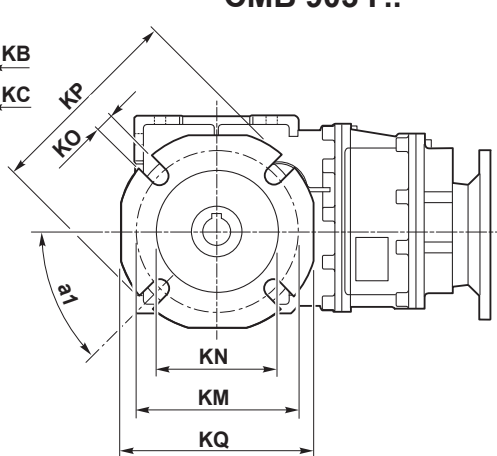
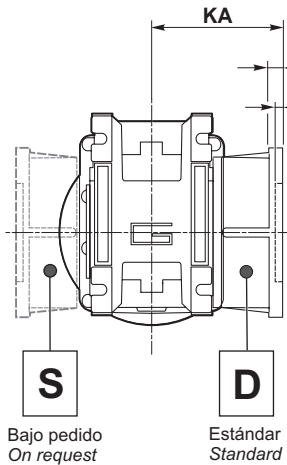
CMB 903 U

CMBIS 903 U



CMB 903 F..

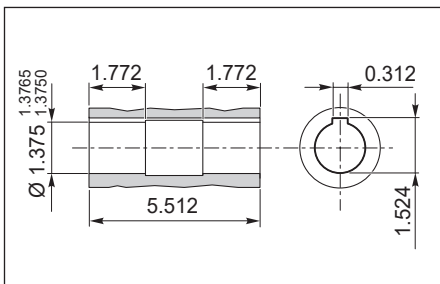
CMBIS 903 F..



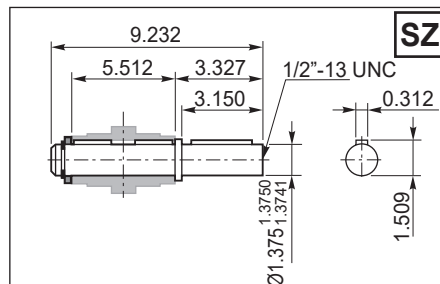
Versión F / F Version										
CMB CMBIS	a ₁	KA	KB	KC	KM	KN	KO	KP	□ KQ	Brida / Flange Tipo / Type
933	45°	4.37	0.512	0.236	6.890-7.480	5.984 5.9867 5.9843	0.551	8.268	7.874	F

Brida Motor / Motor flange			
①	Dimensiones NEMA NEMA Dimensions		
	56 C	140 TC	180 TC
N	4.5	4.5	8.5
M	5.88	5.88	7.25
P	6.5	6.5	9
D	0.625	0.875	1.125
LM	11.67	11.67	11.58

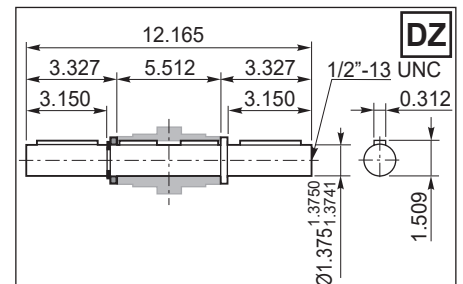
Eje de salida hueco / Hollow output shaft

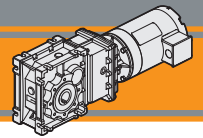


Eje de salida / Output shaft



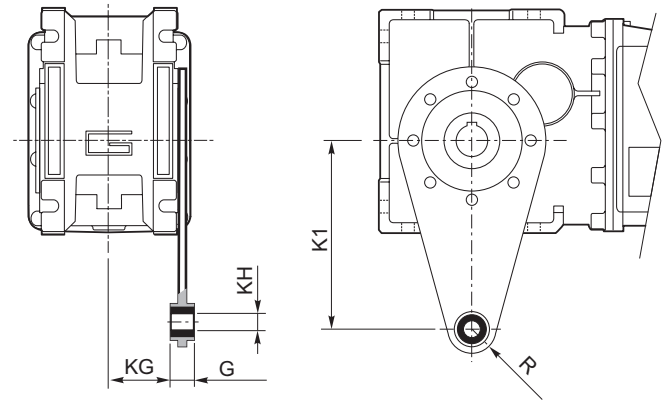
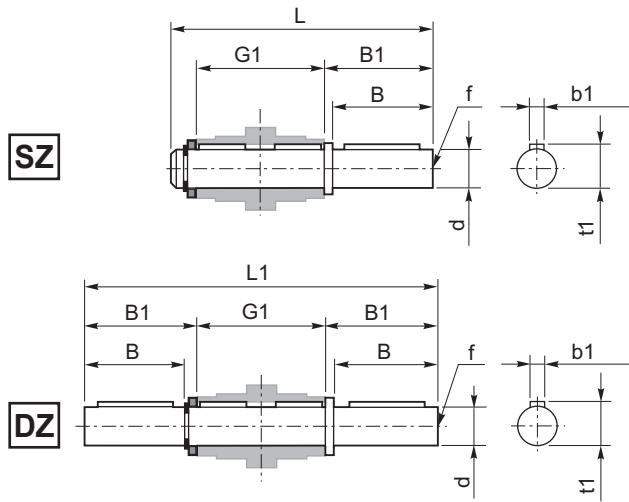
Eje de salida / Output shaft





Accesorios

Accessories



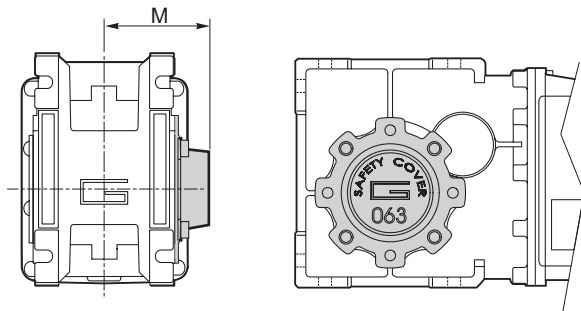
Eje de salida / Output shaft

Brazo de reacción / Torque arm

CMB	d	B	B1	G1	L	L1	f	b1	t1
402	0.750 <small>0.7500 0.7430</small>	1.969	20.87	3.071	5.394	7.244	1/4"-20	0.188	0.830
502	1.000 <small>1.0000 0.9992</small>	1.696	2.106	3.622	6.004	7.835	3/8"-16	0.250	1.108
633	1.125 <small>1.1250 1.1242</small>	2.362	2.500	4.409	7.224	9.409	3/8"-16	0.250	1.230
903	1.375 <small>1.3750 1.3741</small>	3.150	3.327	5.512	9.232	12.165	1/2"-13	0.312	1.509

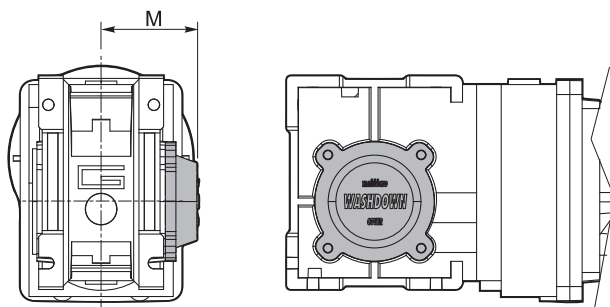
CMB	K1	G	KG	KH	R
402	3.937	0.551	1.220	0.394	0.709
502	3.937	0.551	1.496	0.394	0.709
633	5.906	0.551	1.870	0.394	0.709
903	7.874	0.984	2.224	0.787	1.181

SC - Cubierta de seguridad / Safety cover



CMB	M
402	2.146
502	2.461
633	2.874
903	3.701

WD - Kit washdown cover



CMB	M
402	2.18
502	2.50
633	2.81
903	3.74

 **TRANSTECNO SRL**
HEADQUARTERS
Via Caduti di Sabbiano, 11/D-E
40011 Anzola dell'Emilia (BO)
ITALY
T+39 051 64 25 811
F +39 051 73 49 43
sales@transtecno.com
www.transtecno.com


TRANSTECNO®
the modular gearmotor
MEMBER OF INTERPUMP GROUP

CATALUNYA0920



 **HANGZHOU TRANSTECNO POWER TRANSMISSIONS CO LTD**
No.4 Xiuyan Road Fengdu Industry Zone
Pingyao Town Yuhang District
Hangzhou City, Zhejiang Province
311115 - CHINA
T +86 571 86 92 02 60
F +86 571 86 92 18 10
info-china@transtecno.cn
www.transtecno.cn

 **MA TRANSTECNO S.A.P.I. DE C.V.**
Av. Mundial # 176, Parque Industrial
JM Apodaca, Nuevo León,
C.P. 66600 - MÉXICO
T +52 8113340920
info@transtecno.com.mx
www.transtecno.com.mx

 **TRANSTECNO IBÉRICA**
THE MODULAR GEARMOTOR, S.A.
C/Enginy, 2 Nave 6
08850 Gavà (Barcelona) - SPAIN
T +34 931 598 950
info@transtecno.es
www.transtecno.es

 **TRANSTECNO B.V.**
De Stuwdam,43
3815 KM Amersfoort - NETHERLANDS
T +31(0) 33 45 19 505
F +31(0) 33 45 19 506
info@transtecno.nl
www.transtecno.nl

 **TRANSTECNO AANDRIJFTECHNIEK B.V.**
De Stuwdam 43
3815 KM Amersfoort - NETHERLANDS
T +31 (0) 33 20 4 7 006
info@transtecnoaandrijftechnik.nl
www.transtecnoaandrijftechnik.nl

 **TRANSTECNO USA**
8 Creek Parkway,
Boothwyn PA 19061-8136
UNITED STATES
T + 1 (610) 4970154
F +1 (610) 497 6085
14561 Fryelands Blvd SE
Monroe, WA 98272 - UNITED STATES
T +1 360-863-1300
F +1 360-863-1303
usaoffice@transtecno.com
www.transtecno.com

 **TRANSTECNO CANADA**
51 B Caldari Road Unit 10
Vaughan, ON L4K 4G3 - CANADA
T +1 905 761 0762
F +1 905 761 9265
canadaoffice@transtecno.com
www.transtecno.com

 **TRANSTECNO CHILE-PERU**
Av. Los Libertadores 41
Parque Industrial - Los Libertadores 16.500
Santiago, Colina - CHILE
T +56 2 29633870
Carretera Panamericana Sur KM 29.5,
Interior I-3, Z.I. Lurin - PERU
T +51 1 3546259 / +51 1 3434231
chileoffice@transtecno.com
www.transtecno.com

 **SALES OFFICE BRAZIL**
Rua Dr. Freire Alemão 155 / 402 - CEP. 90450-060
Auxiliadora Porto Alegre RS - BRAZIL
T +55 51 3251 5447
F +55 51 3251 5447
M +55 51 811 45 962
braziloffice@transtecno.com
www.transtecno.com.br

 **SALES OFFICE OCEANIA**
44 Northview drive, Sunshine west 3020
Victoria - AUSTRALIA
T +61 03 9312 4722
F +61 03 9312 4714
M +61 0438060997
oceaniaoffice@transtecno.com
www.transtecno.com.au

 **SALES OFFICE INDIA**
Woodbine 2003/04, Everest World
Kolshet Road, Thane west Mumbai 400607
INDIA
T +91 982 061 46 98
indiaoffice@transtecno.com
www.transtecno.com

 **SALES OFFICE SOUTH KOREA**
410-7. Samrae-eup, Wanju-goon, Chonbuk 55332
SOUTH KOREA
T +82 70 8867 8897
F +82 504 199 2107
M +82 10 5094 2107
koreaoffice@transtecno.com
www.transtecno.com