

TRANSTECNO[®]
the modular gearmotor


CMG

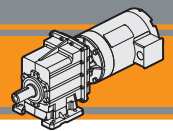


60Hz

Motorreductores a engranajes cilíndricos
Helical in-line gearmotors

Nema



**Índice**

Características técnicas
Clasificación
Sentidos de rotación
Nomenclatura
Lubricación
Cargas radiales
Datos técnicos
Dimensiones

Index

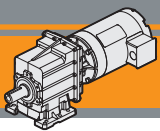
Technical features
Classification
Direction of rotation
Symbols
Lubrication
Radial loads
Technical data
Dimensions

Pág.
Page

B2
B2
B3
B3
B4
B4
B5
B16

Esta sección substituye y anula las ediciones y revisiones previas. Si usted obtiene este catálogo a través de canales de distribución no autorizados o fuera de nuestro control, la versión en vigor no estará garantizada. **En todo caso, la versión más actualizada está disponible en nuestra página de internet www.transtecno.com**

*This section replaces any previous edition and revision. If you obtained this catalogue other than through controlled distribution channels, the most up to date content is not guaranteed. **In this case the latest version is available on our web site www.transtecno.com***



Características técnicas

Technical features

Los reductores de la serie CMG son caracterizados por un elevado grado de modularidad: partiendo de un cuerpo base, es posible configurarlo de acuerdo a las exigencias, con brida o base.

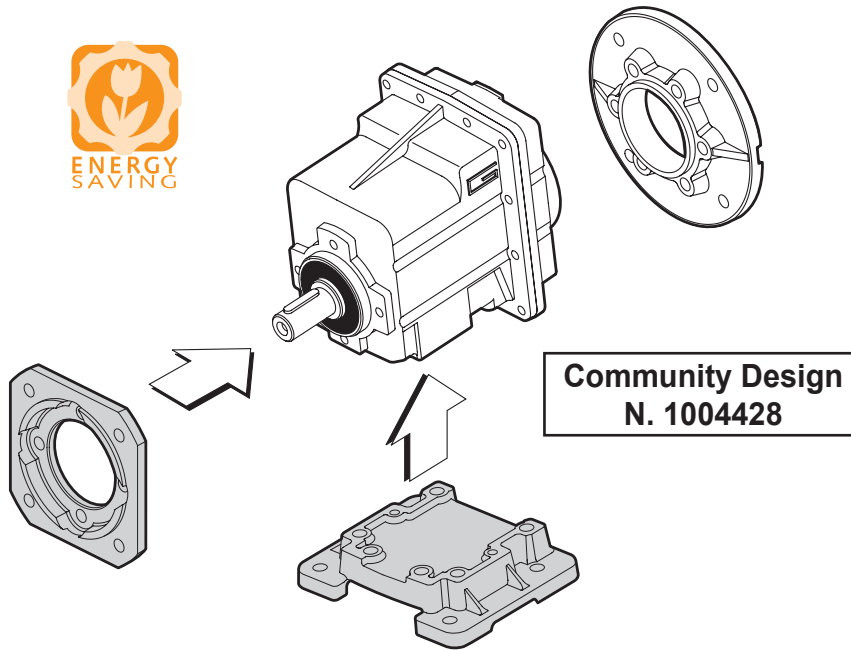
The high degree of modularity is a design feature of CMG helical gearboxes range. It is possible to set up the version required using flanges or feet.

Características comunes para toda la serie:

The main features of CMG range are:

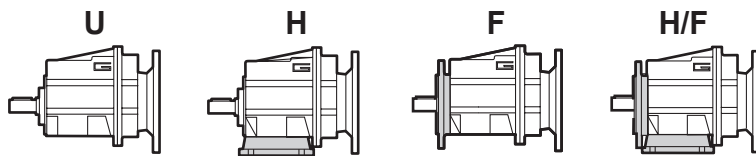
- Cuerpo y bridas de entrada en inyección de aluminio
- Bidas de salida y base en fierro vaciado;
- Engranajes siempre rectificadas;
- Lubricación permanente con aceite sintético.

- Die-cast aluminum housings and input flanges.
- Cast iron feet and output flanges;
- Ground-hardened helical gears;
- Permanent synthetic oil long-life lubrication.

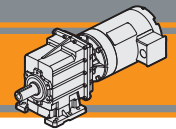


Clasificación

Classification

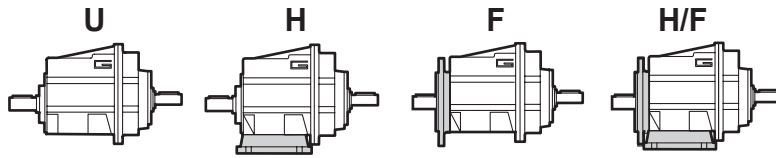


REDUCTOR / GEARBOX						
CMG	01	2	H65	9.81	D1.0	56C
Tipo Type	Tamaño Size	Etapas Stages	Versión Version	Relación de reducción Ratio	Eje de salida Output shaft	
CMG	00 01 02 03 04	2 3	U H F... H/F...	ver tablas see tables	ver tablas see tables	56C 140TC 180TC 210TC



Clasificación

Classification




CMG

REDUCTOR / GEARBOX					
CMGIS	01	2	U	9.81	D1.0
Tipo Type	Tamaño Size	Etapas Stages	Versión Version	Relación de reducción Ratio	Eje de salida Output shaft
CMGIS	00 01 02 03 04	2 3	U H F... H/F...	ver tablas see tables	ver tablas see tables

MOTOR / MOTOR					
1 hp / 0.75kW	4p	3ph	220/440V	60Hz	T1
Potencia Power	Polos Poles	Fases Phases	Tensión Voltage	Frecuencia Frequency	Posición caja de bornes Terminal box pos.
ver tablas see tables	2p 4p 6p 8p	1ph 3ph	230V 230/400V - 220/440V	50Hz 60Hz	

Sentidos de rotación

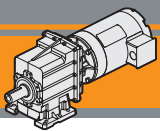
Direction of rotation



Nomenclatura

Symbols

- n_1 [rpm] Velocidad de entrada / *Input speed*
- n_2 [rpm] Velocidad de salida / *Output speed*
- i Relación de reducción / *Ratio*
- P_1 [hp] Potencia en la entrada / *Input power*
- M_2 [lb·in] Par en la salida en función de P_1 / *Output torque referred to P_1*
- P_{n1} [hp] Potencia nominal en la entrada / *Nominal input power*
- M_{n2} [lb·in] Par nominal en la salida en función de P_{n1} / *Nominal output torque referred to P_{n1}*
- sf Rendimiento dinámico / *Service factor*
- R_1 [lb] Carga radial permitida a la entrada / *Permitted input radial load*
- A_1 [lb] Carga axial permitida a la entrada / *Permitted input axial load*
- R_2 [lb] Carga radial admisible en la salida / *Maximum output radial load*
- A_2 [lb] Carga axial admisible en la salida / *Maximum output axial load*



Lubricación

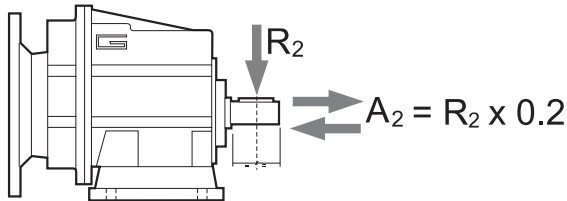
Lubrication

Todos los reductores de los tamaños 00, 01, 02, 03 y 04 son previamente lubricados con aceite sintético con grado de viscosidad 320, por lo tanto, pueden ser instalados en cualquier posición de montaje y no requieren mantenimiento.

Permanent synthetic oil long-life lubrication (viscosity grade 320) makes it possible to use sizes 00, 01, 02, 03 and 04 in all mounting positions; for this reason they can be installed in any assembly position and do not require maintenance.

Cargas radiales

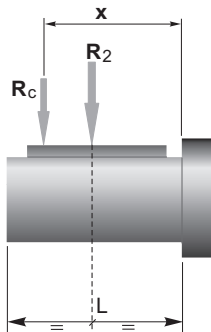
Radial loads



n ₂ [rpm]	R ₂ [lb]				
	CMG 00	CMG 01	CMG 02	CMG 03	CMG 04
700	93	172	344	447	535
600	98	181	362	470	563
500	104	192	384	500	598
400	113	207	414	538	644
250	132	242	484	630	754
180	147	297	574	747	876
150	168	316	610	793	954
120	181	367	779	855	1028
100	215	414	828	1013	1177
80	232	446	892	1133	1347
60	255	491	982	1248	1482
40	292	562	1124	1461	1798
10	292	562	1124	1461	1798

Cuando la carga radial no se aplica en el punto medio del eje, es necesario calcular la carga efectiva a través la siguiente fórmula:

When the radial load is not applied on the centre line of the shaft it is necessary to calculate the effective load with the following formula:

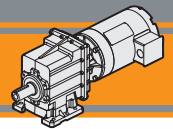


	CMG 00	CMG 01	CMG 02	CMG 03	CMG 04
a	2.874	0.394	4.606	5.197	5.905
b	2.087	3.307	3.622	4.016	4.528
R_{2MAX}	292	562	1124	1461	1798

$$R_c = \frac{R_2 \cdot a}{(b+x)} \leq R_{2MAX}$$

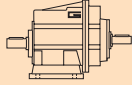
$$R \leq R_c$$

a, b = valores dados en la tabla
a, b = values given in the table



Datos técnicos

Technical data

	i	Mn ₂ [lb·in]	n ₁ = 1750 rpm		
			n ₂ [rpm]	Pn ₁ [hp]	NEMA Motores aplicables NEMA Motor adapters 56 C
CMG 002					
	5.03	354	348	2.04	
	6.10	354	287	1.68	
	7.49	354	234	1.37	
	8.99	442	195	1.42	
	10.16	442	172	1.26	
	12.07	442	145	1.06	
	13.40	619	131	1.34	
	15.14	619	116	1.18	
	18.17	619	96.3	0.99	
	21.58	619	81.1	0.83	
	23.51	619	74.4	0.76	
	25.10	619	69.7	0.71	
	27.08	619	64.6	0.66	
	32.49	619	53.9	0.55	
	42.04	619	41.6	0.43	
	44.89	619	39.0	0.40	
	48.86	619	35.8	0.37	
	55.10	619	31.8	0.33	

CMG

NOTA

Las áreas resaltadas indican el tamaño de carcasa del motor correspondiente.

NOTE

Highlighted áreas indicate the motor input flange available on each gearbox size.



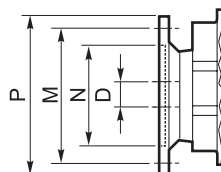
* = Pn₁ es la potencia mecánica. La potencia aplicable resulta reducida por el factor térmico. Para más detalles consultar con nuestro servicio técnico



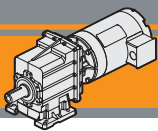
* = The service factor (sf) has to be selected depending on application: please contact our Technical Department.

Antes de seleccionar cualquier reductor, favor de revisar los valores de desempeño en las páginas B10 a la B19.

Before selecting any gearbox, please read the performance values shown in the tables on page B10 to B19.

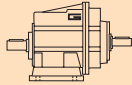


Dimensiones NEMA/ NEMA Dimensions	
	56 C
N	4.5
M	5.88
P	6.5
D	0.625



Datos técnicos


Technical data


	i	Mn ₂ [lb·in]	n ₁ = 1750 rpm		
			n ₂ [rpm]	Pn ₁ [hp]	NEMA Motores aplicables NEMA Motor adapters
					56 C 140 TC
CMG 012					
	3.82	531	458	4.02	
	4.63	531	378	3.32	
	5.69	531	308	2.70	
	7.72	708	227	2.65	
	9.17	708	191	2.23	
	9.81	708	178	2.09	
	11.50	885	152	2.23	
	11.90	885	147	2.15	
	13.80	1062	127	2.23	
	14.62	1062	120	2.10	
	17.86	1062	98.0	1.72	
	19.07	1062	91.8	1.61	
	19.83	1062	88.2	1.55	
	23.56	1062	74.3	1.30	
	29.56	1062	59.2	1.04	
	35.47	1062	49.3	0.87	*
	45.89	1062	38.1	0.67	*
	49.00	1062	35.7	0.63	*
	53.33	1062	32.8	0.58	*
	60.15	1062	29.1	0.51	*

CMG 013					
	63.22	1062	27.7	0.50	*
	75.08	1062	23.3	0.42	*
	89.17	1062	19.6	0.35	*
	113.05	1062	15.5	0.28	*
	134.27	1062	13.0	0.23	*
	173.72	1062	10.1	0.18	*
	202.16	1062	8.7	0.16	*
	261.57	1062	6.7	0.12	*
	304.00	1062	5.8	0.10	*
	393.33	1062	4.4	0.08	*
	443.59	1062	3.9	0.07	*

NOTA
Las áreas resaltadas indican el tamaño de carcasa del motor correspondiente.

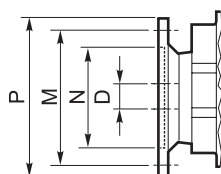
NOTE
Highlighted áreas indicate the motor input flange available on each gearbox size.

 * = Pn₁ es la potencia mecánica. La potencia aplicable resulta reducida por el factor térmico. Para más detalles consultar con nuestro servicio técnico

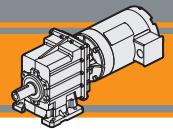
 * = The service factor (sf) has to be selected depending on application: please contact our Technical Department.

Antes de seleccionar cualquier reductor, favor de revisar los valores de desempeño en las páginas B10 a la B19.

Before selecting any gearbox, please read the performance values shown in the tables on page B10 to B19.

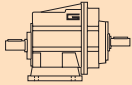


Dimensiones NEMA/ NEMA Dimensions		
	56 C	140 TC
N		4.5
M		5.88
P		6.5
D	0.625	0.875



Datos técnicos


Technical data


	i	Mn ₂ [lb·in]	n ₁ = 1750 rpm		
			n ₂ [rpm]	Pn ₁ [hp]	NEMA Motores aplicables NEMA Motor adapters
					56 C 140 TC
CMG 022					
	3.66	885	479	7.00	
	4.43	885	395	5.77	
	5.45	885	321	4.70	
	7.39	1062	237	4.16	
	8.78	1062	199	3.50	
	9.93	1062	176	3.09	
	11.01	1770	159	4.65	
	12.05	1770	145	4.25	
	13.21	1770	132	3.87	
	14.81	1770	118	3.46	
	17.10	1416	102	2.40	
	18.26	1416	95.9	2.24	
	20.08	1770	87.1	2.55	
	23.85	1770	73.4	2.15	
	29.93	1770	58.5	1.71	
	35.91	1770	48.7	1.43	
	46.46	1770	37.7	1.10	
	49.61	1770	35.3	1.03	
	54.00	1770	32.4	0.95	
	60.90	1770	28.7	0.84	

CMG 023					
	64.01	1770	27.3	0.82	*
	76.02	1770	23.0	0.69	*
	90.29	1770	19.4	0.58	*
	114.46	1770	15.3	0.46	*
	135.95	1770	12.9	0.38	*
	175.89	1770	9.9	0.30	*
	204.69	1770	8.5	0.26	*
	264.84	1770	6.6	0.20	*
	307.80	1770	5.7	0.17	*
	398.25	1770	4.4	0.13	*
	449.14	1770	3.99	0.12	*

NOTA
Las áreas resaltadas indican el tamaño de carcasa del motor correspondiente.

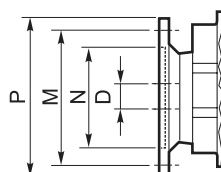
NOTE
Highlighted áreas indicate the motor input flange available on each gearbox size.

 * = Pn₁ es la potencia mecánica. La potencia aplicable resulta reducida por el factor térmico. Para más detalles consultar con nuestro servicio técnico

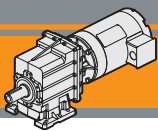
 * = The service factor (sf) has to be selected depending on application: please contact our Technical Department.

Antes de seleccionar cualquier reductor, favor de revisar los valores de desempeño en las páginas B10 a la B19.

Before selecting any gearbox, please read the performance values shown in the tables on page B10 to B19.

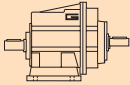


Dimensiones NEMA/ NEMA Dimensions		
	56 C	140 TC
N		4.5
M		5.88
P		6.5
D	0.625	0.875



Datos técnicos

Technical data

	i	Mn ₂ [lb·in]	n ₁ = 1750 rpm				
			n ₂ [rpm]	Pn ₁ [hp]	NEMA Motores aplicables NEMA Motor adapters		
					56 C	140 TC	180 TC
CMG 032							
	3.74	1327	468	10.26			
	4.50	1327	389	8.52			
	5.48	1327	319	7.00			
	6.31	1593	277	7.30			
	7.93	1593	221	5.81			
	9.08	1593	193	5.08			
	10.93	1593	160	4.22			
	12.60	2212	139	5.08			
	13.30	2212	132	4.81			
	15.30	2478	114	4.68			
	18.21	2478	96.1	3.94			
	19.24	2478	91.0	3.73			
	21.15	2478	82.7	3.39			
	24.99	2655	70.0	3.07			
	30.57	2655	57.2	2.51		*	
	34.20	2655	51.2	2.25		*	
	38.63	2655	45.3	1.99		*	
	44.18	2655	39.6	1.74		*	
	51.30	2655	34.1	1.50		*	
	60.80	2655	28.8	1.26		*	

CMG 033						
	72.83	2655	24.0	1.08		
	97.45	2655	18.0	0.80		*
	115.74	2655	15.1	0.68		*
	140.81	2655	12.4	0.56		*
	174.26	2655	10.0	0.45		*
	225.47	2655	7.8	0.35		*
	262.05	2655	6.7	0.30		*
	325.79	2655	5.4	0.24		*
	378.64	2655	4.6	0.21		*
	427.03	2655	4.1	0.18		*

NOTA

Las áreas resaltadas indican el tamaño de carcasa del motor correspondiente.

NOTE

Highlighted areas indicate the motor input flange available on each gearbox size.



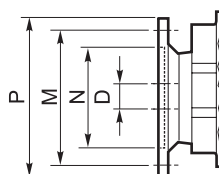
* = Pn₁ es la potencia mecánica. La potencia aplicable resulta reducida por el factor térmico. Para más detalles consultar con nuestro servicio técnico



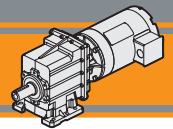
* = The service factor (sf) has to be selected depending on application: please contact our Technical Department.

Antes de seleccionar cualquier reductor, favor de revisar los valores de desempeño en las páginas B10 a la B19.

Before selecting any gearbox, please read the performance values shown in the tables on page B10 to B19.

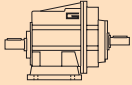


Dimensiones NEMA/ NEMA Dimensions			
	56 C	140 TC	180 TC
N	4.5	8.5	
M	5.88	7.25	
P	6.5	9	
D	0.625	0.875	1.125



Datos técnicos

Technical data

	i	Mn ₂ [lb·in]	n ₁ = 1750 rpm				
			n ₂ [rpm]	Pn ₁ [hp]	NEMA Motores aplicables NEMA Motor adapters		
					56 C	140 TC	180 TC
CMG 042							
	3.74	2035	468	15.73			
	4.50	2035	389	13.07			
	5.48	2035	319	10.74			
	6.31	2301	277	10.55			
	7.93	2301	221	8.39			
	9.08	2478	193	7.90			
	10.93	2478	160	6.56			
	12.60	3097	139	7.11			
	13.30	3097	132	6.74			
	15.30	3717	114	7.03			
	18.21	3717	96.1	5.90			
	19.24	3717	91.0	5.59			
	24.99	4425	70.0	5.12			
	30.57	4425	57.2	4.19			
	34.20	4425	51.2	3.74			
	38.63	4425	45.3	3.31			
	44.18	4425	39.6	2.90			
	51.30	4425	34.1	2.49		*	
	60.80	4248	28.8	2.02		*	

CMG 043						
	72.83	4425	24.0	1.79		
	97.45	4425	18.0	1.34		
	115.74	4425	15.1	1.13		
	140.81	4425	12.4	0.93		
	174.26	4425	10.0	0.75		*
	225.47	4425	7.8	0.58		*
	262.05	4425	6.7	0.50		*
	325.79	4425	5.4	0.40		*
	378.64	4425	4.6	0.35		*
	427.03	4425	4.1	0.31		*

NOTA

Las áreas resaltadas indican el tamaño de carcasa del motor correspondiente.

NOTE

Highlighted áreas indicate the motor input flange available on each gearbox size.



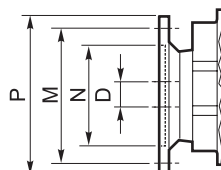
* = Pn₁ es la potencia mecánica. La potencia aplicable resulta reducida por el factor térmico. Para más detalles consultar con nuestro servicio técnico



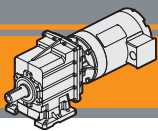
* = The service factor (sf) has to be selected depending on application: please contact our Technical Department.

Antes de seleccionar cualquier reductor, favor de revisar los valores de desempeño en las páginas B10 a la B19.

Before selecting any gearbox, please read the performance values shown in the tables on page B10 to B19.



Dimensiones NEMA/ NEMA Dimensions			
	56 C	140 TC	180 TC
N		4.5	8.5
M		5.88	7.25
P		6.5	9
D	0.625	0.875	1.125



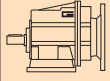

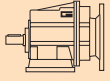

CMG

Motorreductores a engranajes cilíndricos
Helical in-line gearmotors

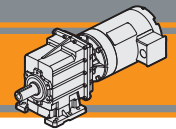
Nema 60 Hz

Datos técnicos

Technical data

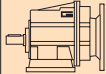

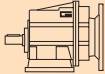

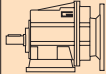

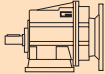

P_1 [hp]	n_2 [rpm]	M_2 [lb·in]	sf	AGMA	i			P_1 [hp]	n_2 [rpm]	M_2 [lb·in]	sf	AGMA	i					
0.16 hp								0.16 hp										
0.12 kW (1750 rpm)	348	28	12.7	III	5.03	CMG002	56C	0.12 kW (1750 rpm)	27	347	5.1	III	64.01	CMG023	56C			
	287	34	10.5	III	6.10			23	412	4.3	III	76.02						
234	41	8.5	III	7.49	19			489	3.6	III	90.29							
195	50	8.9	III	8.99	15			620	2.9	III	114.46							
172	56	7.9	III	10.16	13			736	2.4	III	135.95							
145	67	6.6	III	12.07	10			953	1.9	II	175.89							
131	74	8.4	III	13.40	8.5			1109	1.6	II	204.69							
116	84	7.4	III	15.14	6.6			1434	1.2	I	264.84							
96	101	6.2	III	18.17	5.7			1667	1.1	I	307.80							
81	119	5.2	III	21.58	4.4			2157	0.8	I	398.25							
74	130	4.8	III	23.51	3.9			2157	0.8	I	449.14							
70	139	4.5	III	25.10														
64	150	4.1	III	27.08														
54	180	3.4	III	32.49														
42	233	2.7	III	42.04														
39	248	2.5	III	44.89														
36	270	2.3	III	48.86														
32	305	2.0	III	55.10														
458	21	25.1	III	3.82	CMG012			56C	0.12 kW (1750 rpm)	7.8	1221	3.6	III			225.47	CMG043	56C
378	26	20.7	III	4.63					6.7	1419	3.1	III	262.05					
308	31	16.9	III	5.69		5.4	1765		2.5	III	325.79							
227	43	16.6	III	7.72		4.6	2051		2.2	III	378.64							
191	51	14.0	III	9.17		4.1	2313		1.9	II	427.03							
178	54	13.0	III	9.81														
152	64	13.9	III	11.50														
147	66	13.4	III	11.90														
127	76	13.9	III	13.80														
120	81	13.1	III	14.62														
98	99	10.8	III	17.86														
92	105	10.1	III	19.07														
88	110	9.7	III	19.83														
74	130	8.2	III	23.56														
59	163	6.5	III	29.56														
49	196	5.4	III	35.47														
38	254	4.2	III	45.89														
36	271	3.9	III	49.00														
33	295	3.6	III	53.33														
29	333	3.2	III	60.15														
28	342	3.1	III	63.22	CMG013	56C	0.18 kW (1750 rpm)	348	43	8.1	III	5.03	CMG002	56C				
23	407	2.6	III	75.08			287	53	6.7	III	6.10							
20	483	2.2	III	89.17			234	65	5.5	III	7.49							
15	612	1.7	II	113.05			195	78	5.7	III	8.99							
13	727	1.5	II	134.27			172	88	5.0	III	10.16							
10	941	1.1	I	173.72			145	104	4.2	III	12.07							
8.7	1095	1.0	I	202.16			131	116	5.4	III	13.40							
6.7	1330	0.8	I	261.57			116	131	4.7	III	15.14							
5.8	1330	0.8	I	304.00			96	157	3.9	III	18.17							
4.4	1330	0.8	I	393.33			81	187	3.3	III	21.58							
3.9	1330	0.8	I	443.59	74	203	3.0	III	23.51									
					70	217	2.9	III	25.10									
					65	234	2.6	III	27.08									
					54	281	2.2	III	32.49									
					42	363	1.7	II	42.04									
					39	388	1.6	II	44.89									
					36	422	1.5	II	48.86									
					32	476	1.3	I	55.10									

Verificar que el par M_2 utilizado no exceda el valor indicado en la casilla en gris.
Please check that the output torque M_2 does not exceed the value in the grey areas.

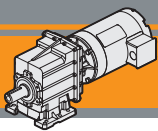


Datos técnicos

Technical data

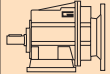

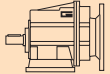

P ₁ [hp]	n ₂ [rpm]	M ₂ [lb·in]	sf	AGMA	i			P ₁ [hp]	n ₂ [rpm]	M ₂ [lb·in]	sf	AGMA	i							
0.25 hp								0.33 hp												
0.18 kW (1750 rpm)	458	33	16.1	III	3.82			0.22 kW (1750 rpm)	348	57	6.2	III	5.03							
	378	40	13.3	III	4.63				287	70	5.1	III	6.10							
	308	49	10.8	III	5.69				234	85	4.1	III	7.49							
	227	67	10.6	III	7.72				195	103	4.3	III	8.99							
	191	79	8.9	III	9.17				172	116	3.8	III	10.16							
	178	85	8.3	III	9.81				145	138	3.2	III	12.07							
	152	99	8.9	III	11.50				131	153	4.1	III	13.40							
	147	103	8.6	III	11.90				116	173	3.6	III	15.14							
	127	119	8.9	III	13.80				96	207	3.0	III	18.17							
	120	126	8.4	III	14.62				81	246	2.5	III	21.58							
	98	154	6.9	III	17.86				74	268	2.3	III	23.51							
	92	165	6.4	III	19.07				70	286	2.2	III	25.10							
	88	171	6.2	III	19.83				65	309	2.0	III	27.08							
	74	204	5.2	III	23.56				54	371	1.7	II	32.49							
	59	255	4.2	III	29.56				42	480	1.3	I	42.04							
	49	307	3.5	III	35.47				39	512	1.2	I	44.89							
	38	397	2.7	III	45.89				36	557	1.1	I	48.86							
	36	424	2.5	III	49.00				32	629	1.0	I	55.10							
	33	461	2.3	III	53.33															
	29	520	2.0	III	60.15															
												458	44			12.2	III	3.82	CMG012	56C
												378	53			10.0	III	4.63		56C
												308	65			8.2	III	5.69		56C
												227	88			8.0	III	7.72		56C
												191	105			6.8	III	9.17		56C
												178	112			6.3	III	9.81		56C
												152	131			6.7	III	11.50		56C
												147	136			6.5	III	11.90		56C
												127	157			6.7	III	13.80		56C
												120	167			6.4	III	14.62		56C
												98	204			5.2	III	17.86		56C
												92	218			4.9	III	19.07		56C
												88	226			4.7	III	19.83		56C
												74	269			4.0	III	23.56		56C
												59	337			3.1	III	29.56		56C
												49	405			2.6	III	35.47		56C
												38	524			2.0	III	45.89		56C
												36	559			1.9	II	49.00		56C
												33	608			1.7	II	53.33		56C
												29	686			1.5	II	60.15		56C
												28	706			1.5	II	63.22	CMG013	56C
												23	839			1.3	I	75.08		56C
												20	996			1.1	I	89.17		56C
												15	1263			0.8	I	113.05		56C
								38	530	3.3	III	46.46	CMG022	56C						
								35	566	3.1	III	49.61		56C						
								32	616	2.9	III	54.00		56C						
								29	706	2.5	III	60.90		56C						
								27	715	2.5	III	64.01	CMG023	56C						
								23	849	2.1	III	76.02		56C						
								19	1009	1.8	II	90.29		56C						
								15	1279	1.4	I	114.46		56C						
								13	1519	1.2	I	135.95		56C						
								10	1965	0.9	I	175.89		56C						

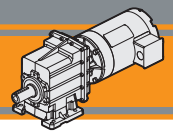
CMG



Datos técnicos

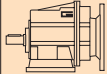

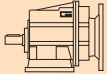

Technical data

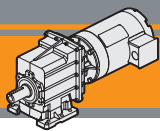
P ₁ [hp]	n ₂ [rpm]	M ₂ [lb·in]	sf	AGMA	i			P ₁ [hp]	n ₂ [rpm]	M ₂ [lb·in]	sf	AGMA	i				
0.33 hp								0.5 hp									
0.22 kW (1750 rpm)	24	814	3.3	III	72.83	CMG033	56C	0.37 kW (1750 rpm)	28	1070	1.0	I	63.22	CMG013	56C		
	18	1089	2.4	III	97.45		56C		23	1271	0.8	I	75.08		56C		
	15	1293	2.1	III	115.74		56C		58	517	3.4	III	29.93	CMG022	56C		
	12	1573	1.7	II	140.81		56C			621	2.9	III	35.91		56C		
	10	1947	1.4	I	174.26		56C			803	2.2	III	46.46		56C		
	7.8	2519	1.1	I	225.47		56C			858	2.1	III	49.61		56C		
	6.7	2927	0.9	I	262.05	56C	933			1.9	II	54.00	56C				
							1045			1.7	II	60.90	56C				
	0.5 hp	12	1573	2.8	III	140.81	CMG043		56C	27	1083	1.6	II	64.01	CMG023	56C	
		10	1947	2.3	III	174.26			56C		1287	1.4	I	76.02		56C	
		7.8	2519	1.8	II	225.47	56C		1528		1.2	I	90.29	56C			
		6.7	2927	1.5	II	262.05	56C		1937		0.9	I	114.46	56C			
		5.4	3639	1.2	I	325.79	56C		34		887	3.0	III	51.30	CMG032	56C	
		4.6	4230	1.0	I	378.64	56C				1051	2.5	III	60.80		56C	
4.1		4770	0.9	I	427.03	56C	24	1233			2.2	III	72.83	CMG033		56C	
								18			1649	1.6	II			97.45	56C
								15			1959	1.4	I			115.74	56C
								12			2383	1.1	I			140.81	56C
						10	2950	0.9	I	174.26	56C						
						24	1233	3.6	III	72.83	CMG043	56C					
							18	1649	2.7	III		97.45	56C				
							15	1959	2.3	III		115.74	56C				
							12	2383	1.9	II		140.81	56C				
							10	2950	1.5	II		174.26	56C				
							7.8	3816	1.2	I		225.47	56C				
						6.7	4435	1.0	I	262.05	56C						
0.5 hp								0.75 hp									
0.37 kW (1750 rpm)	348	87	4.1	III	5.03	CMG002	56C	0.55 kW (1750 rpm)	348	130	2.7	III	5.03	CMG002	56C		
	287	105	3.4	III	6.10		56C		287	158	2.2	III	6.10		56C		
	234	129	2.7	III	7.49		56C		234	194	1.8	II	7.49		56C		
	195	155	2.8	III	8.99		56C		195	233	1.9	II	8.99		56C		
	172	176	2.5	III	10.16		56C		172	263	1.7	II	10.16		56C		
	145	209	2.1	III	12.07		56C		145	313	1.4	II	12.07		56C		
	131	232	2.7	III	13.40		56C		131	347	1.8	II	13.40		56C		
	116	262	2.4	III	15.14		56C		116	393	1.6	II	15.14		56C		
	96	314	2.0	II	18.17		56C		96	471	1.3	I	18.17		56C		
	81	373	1.7	II	21.58		56C		81	560	1.1	I	21.58		56C		
	74	406	1.5	II	23.51		56C		74	610	1.0	I	23.51		56C		
	70	434	1.4	II	25.10		56C		70	651	1.0	I	25.10		56C		
	65	468	1.3	I	27.08		56C		65	702	0.9	I	27.08		56C		
	54	562	1.1	I	32.49		56C										
	42	727	0.9	I	42.04		56C										
	458	66	8.0	III	3.82		CMG012		56C								
		378	80	6.6	III	4.63			56C								
		308	98	5.4	III	5.69			56C								
		227	133	5.3	III	7.72			56C								
		191	158	4.5	III	9.17			56C								
		178	170	4.2	III	9.81			56C								
		152	199	4.5	III	11.50			56C								
		147	206	4.3	III	11.90			56C								
		127	239	4.5	III	13.80			56C								
		120	253	4.2	III	14.62			56C								
		98	309	3.4	III	17.86			56C								
		92	330	3.2	III	19.07			56C								
		88	343	3.1	III	19.83			56C								
		74	407	2.6	III	23.56			56C								
		59	511	2.1	III	29.56			56C								
		49	613	1.7	II	35.47			56C								
	38	793	1.3	I	45.89	56C											
36	847	1.3	I	49.00	56C												
33	922	1.2	I	53.33	56C												
29	1040	1.0	I	60.15	56C												

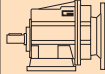



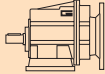

Datos técnicos

Technical data

P ₁ [hp]	n ₂ [rpm]	M ₂ [lb·in]	sf	AGMA	i			P ₁ [hp]	n ₂ [rpm]	M ₂ [lb·in]	sf	AGMA	i													
0.75 hp								1 hp																		
0.55 kW (1750 rpm)	458	99	5.4	III	3.82	CMG012	56C	0.75 kW (1750 rpm)	348	174	2.0	III	5.03	CMG002	56C											
	378	120	4.4	III	4.63					287	211	1.7	II			6.10										
	308	148	3.6	III	5.69					234	259	1.4	I			7.49										
	227	200	3.5	III	7.72					195	311	1.4	II			8.99										
	191	238	3.0	III	9.17					172	351	1.3	I			10.16										
	178	254	2.8	III	9.81					145	417	1.1	I			12.07										
	152	298	3.0	III	11.50					131	463	1.3	I			13.40										
	147	309	2.9	III	11.90					116	523	1.2	I			15.14										
	127	358	3.0	III	13.80					96	628	1.0	I			18.17										
	120	379	2.8	III	14.62					81	746	0.8	I			21.58										
	98	463	2.3	III	17.86																					
	92	494	2.1	III	19.07																					
	88	514	2.1	III	19.83					458	132	4.0	III			3.82	CMG012	56C-140TC								
	74	611	1.7	II	23.56					378	160	3.3	III			4.63										
	59	766	1.4	I	29.56					308	197	2.7	III			5.69										
	49	920	1.2	I	35.47					227	267	2.7	III			7.72										
	38	1190	0.9	I	45.89					191	317	2.2	III			9.17										
	36	1271	0.8	I	49.00			178	339	2.1	III	9.81														
								152	398	2.2	III	11.50														
	87	521	3.4	III	20.08	CMG022	56C	147	412	2.2	III	11.90														
	73	618	2.9	III	23.85					127	477	2.2	III	13.80												
	58	776	2.3	III	29.93					120	506	2.1	III	14.62												
	49	931	1.9	II	35.91					98	617	1.7	II	17.86												
	38	1205	1.5	II	46.46					92	659	1.6	II	19.07												
	35	1286	1.4	I	49.61					88	686	1.5	II	19.83												
	32	1400	1.3	I	54.00					74	814	1.3	I	23.56												
	29	1581	1.1	I	60.90					59	1022	1.0	I	29.56												
										49	1226	0.9	I	35.47												
	27	1625	1.1	I	64.01			CMG023	56C																	
	23	1930	0.9	I	76.02							102	591	2.4	III	17.10	CMG022	56C-140TC								
												96	631	2.2	III	18.26										
	57	793	3.3	III	30.57					CMG032	56C	87	694	2.5	III	20.08										
	51	887	3.0	III	34.20									73	825	2.1			III	23.85						
	45	1002	2.7	III	38.63									58	1035	1.7			II	29.93						
	40	1145	2.3	III	44.18									49	1241	1.4			II	35.91						
	34	1330	2.0	II	51.30									38	1606	1.1			I	46.46						
	29	1576	1.7	II	60.80							35	1715	1.0	I	49.61										
												32	1867	0.9	I	54.00										
	24	1849	1.4	II	72.83	CMG033	56C					29	1553	1.1	I	60.90										
	18	2474	1.1	I	97.45																					
	15	2938	0.9	I	115.74									57	1057	2.5			III	30.57	CMG032	56C-140TC				
														51	1182	2.2			III	34.20						
	34	1330	3.3	III	51.30							CMG042	56C	45	1336	2.0			II	38.63						
	29	1576	2.7	III	60.80											40			1527	1.7			II	44.18		
																34			1774	1.5			II	51.30		
	24	1849	2.4	III	72.83			CMG043	56C					29	2102	1.3			I	60.80						
	18	2474	1.8	II	97.45																					
	15	2938	1.5	II	115.74											24	2465	1.1	I	72.83			CMG033	56C-140TC		
	12	3575	1.2	I	140.81																					
	10	4424	1.0	I	174.26									45	1336	3.3	III	38.63	CMG042	56C-140TC						
														40	1527	2.9	III	44.18								
														34	1774	2.5	III	51.30								
														29	2102	2.0	III	60.80								

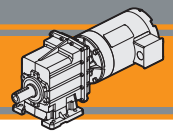
**Datos técnicos****Technical data**

P ₁ [hp]	n ₂ [rpm]	M ₂ [lb·in]	sf	AGMA	i		
1 hp							
0.75 kW (1750 rpm)	24	2465	1.8	II	72.83	CMG043	56C-140TC
	18	3299	1.3	I	97.45		56C-140TC
	15	3918	1.1	I	115.74		56C-140TC
	12	4767	0.9	I	140.81		56C-140TC

P ₁ [hp]	n ₂ [rpm]	M ₂ [lb·in]	sf	AGMA	i		
1.5 hp							
1.1 kW (1750 rpm)	57	1585	2.8	III	30.57	CMG042	56C-140TC
	51	1774	2.5	III	34.20		56C-140TC
	45	2003	2.2	III	38.63		56C-140TC
	40	2291	1.9	II	44.18		56C-140TC
	34	2660	1.7	II	51.30		56C-140TC
	29	3153	1.3	I	60.80	56C-140TC	
	24	3698	1.2	I	72.83	CMG043	56C-140TC
	18	4948	0.9	I	97.45		56C-140TC

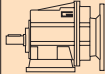

1.5 hp							
1.1 kW (1750 rpm)	458	198	2.7	III	3.82	CMG012	56C-140TC
	378	240	2.2	III	4.63		56C-140TC
	308	295	1.8	II	5.69		56C-140TC
	227	400	1.8	II	7.72		56C-140TC
	191	475	1.5	II	9.17		56C-140TC
	178	509	1.4	I	9.81		56C-140TC
	152	596	1.5	II	11.50		56C-140TC
	147	617	1.4	II	11.90		56C-140TC
	127	716	1.5	II	13.80		56C-140TC
	120	758	1.4	II	14.62		56C-140TC
	98	926	1.1	I	17.86	56C-140TC	
	92	989	1.1	I	19.07	56C-140TC	
	88	1029	1.0	I	19.83	56C-140TC	
	74	1222	0.9	I	23.56	56C-140TC	
	479	190	4.7	III	3.66	CMG022	56C-140TC
	395	230	3.8	III	4.43		56C-140TC
	321	283	3.1	III	5.45		56C-140TC
	237	383	2.8	III	7.39		56C-140TC
	199	455	2.3	III	8.78		56C-140TC
	176	515	2.1	III	9.93		56C-140TC
159	571	3.1	III	11.01	56C-140TC		
145	625	2.8	III	12.05	56C-140TC		
132	685	2.6	III	13.21	56C-140TC		
118	768	2.3	III	14.81	56C-140TC		
102	887	1.6	II	17.10	56C-140TC		
96	947	1.5	II	18.26	56C-140TC		
87	1041	1.7	II	20.08	56C-140TC		
73	1237	1.4	II	23.85	56C-140TC		
58	1552	1.1	I	29.93	56C-140TC		
49	1862	1.0	I	35.91	56C-140TC		
114	793	3.1	III	15.30	CMG032	56C-140TC	
96	944	2.6	III	18.21		56C-140TC	
91	998	2.5	III	19.24		56C-140TC	
83	1097	2.3	III	21.15		56C-140TC	
70	1296	2.0	III	24.99		56C-140TC	
57	1585	1.7	II	30.57		56C-140TC	
51	1774	1.5	II	34.20		56C-140TC	
45	2003	1.3	I	38.63		56C-140TC	
40	2291	1.2	I	44.18		56C-140TC	
34	2660	1.0	I	51.30		56C-140TC	
29	3153	0.8	I	60.80	56C-140TC		

2 hp							
1.5 kW (1750 rpm)	458	264	2.0	III	3.82	CMG012	56C-140TC
	378	320	1.7	II	4.63		56C-140TC
	308	393	1.3	I	5.69		56C-140TC
	227	534	1.3	I	7.72		56C-140TC
	191	634	1.1	I	9.17		56C-140TC
	178	678	1.0	I	9.81		56C-140TC
	152	795	1.1	I	11.50		56C-140TC
	147	823	1.1	I	11.90		56C-140TC
	127	954	1.1	I	13.80		56C-140TC
	120	1011	1.1	I	14.62		56C-140TC
	98	1235	0.9	I	17.86	56C-140TC	
	92	1318	0.8	I	19.07	56C-140TC	
	479	253	3.5	III	3.66	CMG022	56C-140TC
	395	307	2.9	III	4.43		56C-140TC
	321	377	2.3	III	5.45		56C-140TC
	237	511	2.1	III	7.39		56C-140TC
	199	607	1.8	II	8.78		56C-140TC
	176	687	1.5	II	9.93		56C-140TC
	159	761	2.3	III	11.01		56C-140TC
	145	833	2.1	III	12.05		56C-140TC
132	914	1.9	II	13.21	56C-140TC		
118	1024	1.7	II	14.81	56C-140TC		
102	1182	1.2	I	17.10	56C-140TC		
96	1262	1.1	I	18.26	56C-140TC		
87	1388	1.3	I	20.08	56C-140TC		
73	1649	1.1	I	23.85	56C-140TC		
58	2069	0.9	I	29.93	56C-140TC		
221	548	2.9	III	7.93	CMG032	56C-140TC	
193	628	2.5	III	9.08		56C-140TC	
160	755	2.1	III	10.93		56C-140TC	
139	872	2.5	III	12.60		56C-140TC	
132	920	2.4	III	13.30		56C-140TC	
114	1058	2.3	III	15.30		56C-140TC	
96	1259	2.0	II	18.21		56C-140TC	
91	1330	1.9	II	19.24		56C-140TC	
83	1462	1.7	II	21.15		56C-140TC	
70	1728	1.5	II	24.99		56C-140TC	
57	2114	1.3	I	30.57	56C-140TC		
51	2365	1.1	I	34.20	56C-140TC		
45	2671	1.0	I	38.63	56C-140TC		
40	3054	0.9	I	44.18	56C-140TC		

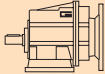



Datos técnicos

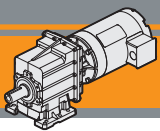
Technical data

P ₁ [hp]	n ₂ [rpm]	M ₂ [lb·in]	sf	AGMA	i		
2 hp							
1.5 kW (1750 rpm)	96	1259	3.0	III	18.21	CMG042	56C-140TC
	91	1330	2.8	III	19.24		56C-140TC
	70	1728	2.6	III	24.99		56C-140TC
	57	2114	2.1	III	30.57		56C-140TC
	51	2365	1.9	II	34.20		56C-140TC
	45	2671	1.7	II	38.63		56C-140TC
	40	3054	1.4	II	44.18		56C-140TC
	34	3547	1.2	I	51.30		56C-140TC
	29	4204	1.0	I	60.80		56C-140TC
	24	4931	0.9	I	72.83		CMG043

3 hp							
2.2 kW (1750 rpm)	458	396	1.3	I	3.82	CMG012	140TC-180TC
	378	480	1.1	I	4.63		140TC-180TC
	308	590	0.9	I	5.69		140TC-180TC
	227	800	0.9	I	7.72		140TC-180TC
	479	379	2.3	III	3.66	CMG022	140TC-180TC
	395	460	1.9	II	4.43		140TC-180TC
	321	565	1.6	II	5.45		140TC-180TC
	237	766	1.4	I	7.39		140TC-180TC
	199	910	1.2	I	8.78		140TC-180TC
	176	1030	1.0	I	9.93		140TC-180TC
	159	1142	1.5	II	11.01		140TC-180TC
	145	1250	1.4	II	12.05		140TC-180TC
	132	1370	1.3	I	13.21		140TC-180TC
	118	1536	1.2	I	14.81		140TC-180TC
	468	388	3.4	III	3.74	CMG032	140TC-180TC
	389	467	2.8	III	4.50		140TC-180TC
	319	569	2.3	III	5.48		140TC-180TC
	277	654	2.4	III	6.31		140TC-180TC
	221	823	1.9	II	7.93		140TC-180TC
	193	942	1.7	II	9.08		140TC-180TC
	160	1133	1.4	II	10.93		140TC-180TC
	139	1307	1.7	II	12.60		140TC-180TC
	132	1379	1.6	II	13.30		140TC-180TC
	114	1587	1.6	II	15.30		140TC-180TC
	96	1889	1.3	I	18.21	140TC-180TC	
	91	1995	1.2	I	19.24	140TC-180TC	
	83	2194	1.1	I	21.15	140TC-180TC	
	70	2592	1.0	I	24.99	140TC-180TC	
	57	3171	0.8	I	30.57	140TC-180TC	

P ₁ [hp]	n ₂ [rpm]	M ₂ [lb·in]	sf	AGMA	i		
3 hp							
2.2 kW (1750 rpm)	221	823	2.8	III	7.93	CMG042	140TC-180TC
	193	942	2.6	III	9.08		140TC-180TC
	160	1133	2.2	III	10.93		140TC-180TC
	139	1307	2.4	III	12.60		140TC-180TC
	132	1379	2.2	III	13.30		140TC-180TC
	114	1587	2.3	III	15.30		140TC-180TC
	96	1889	2.0	II	18.21		140TC-180TC
	91	1995	1.9	II	19.24		140TC-180TC
	70	2592	1.7	II	24.99		140TC-180TC
	57	3171	1.4	I	30.57		140TC-180TC
	51	3547	1.2	I	34.20		140TC-180TC
	45	4007	1.1	I	38.63		140TC-180TC
	40	4582	1.0	I	44.18		140TC-180TC
	34	5321	0.8	I	51.30		140TC-180TC

5 hp							
3.7 kW (1750 rpm)	468	647	2.1	III	3.74	CMG032	180TC
	389	779	1.7	II	4.50		180TC
	319	948	1.4	II	5.48		180TC
	277	1090	1.5	II	6.31		180TC
	221	1371	1.2	I	7.93		180TC
	193	1569	1.0	I	9.08		180TC
	139	2179	1.0	I	12.60		180TC
	132	2299	1.0	I	13.30		180TC
	114	2645	0.9	I	15.30		180TC
	468	647	3.1	III	3.74		CMG042
	389	779	2.6	III	4.50	180TC	
	319	948	2.1	III	5.48	180TC	
	277	1090	2.1	III	6.31	180TC	
	221	1371	1.7	II	7.93	180TC	
	193	1569	1.6	II	9.08	180TC	
	160	1888	1.3	I	10.93	180TC	
	139	2179	1.4	II	12.60	180TC	
	132	2299	1.3	I	13.30	180TC	
	114	2645	1.4	II	15.30	180TC	
	96	3148	1.2	I	18.21	180TC	
91	3325	1.1	I	19.24	180TC		
70	4320	1.0	I	24.99	180TC		
57	5285	0.8	I	30.57	180TC		



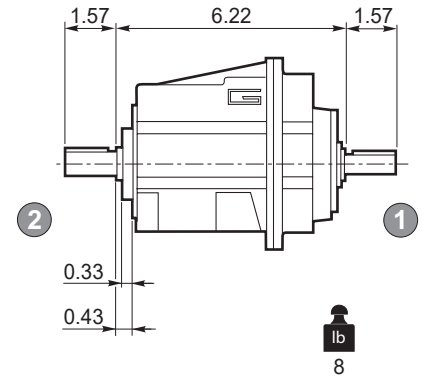
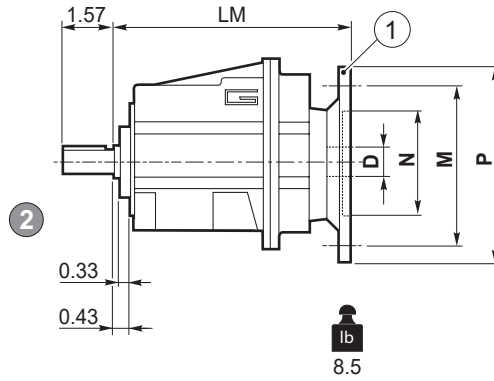
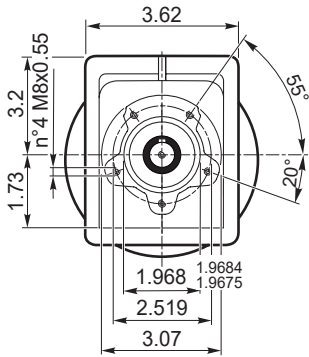
Dimensiones

Dimensions

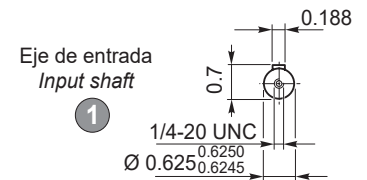
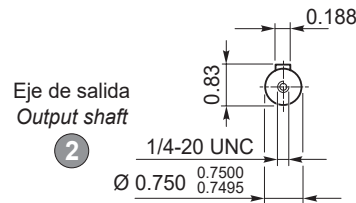
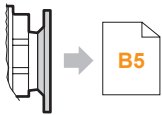
CMG 002 U

CMG 002 U

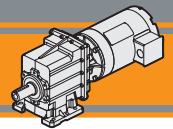
CMGIS 002 U



Bridas Motor
NEMA C-FACE



Brida Motor / Motor flange	
① Dimensiones NEMA NEMA Dimensions	
	56 C
N	4.5
M	5.88
P	6.5
D	0.625
LM 002	6.61



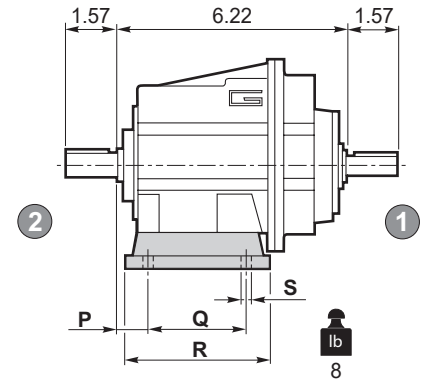
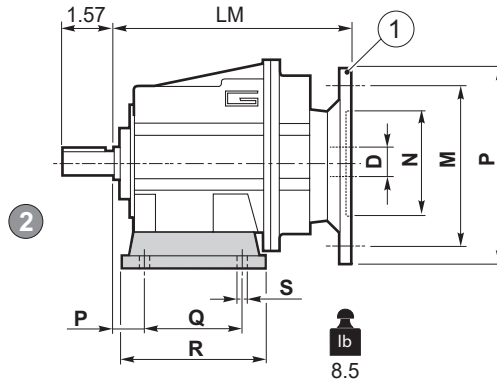
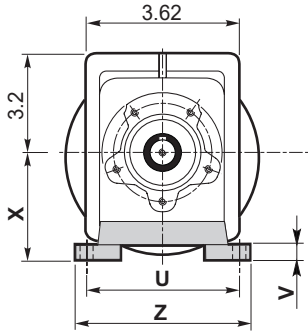
Dimensiones

Dimensions

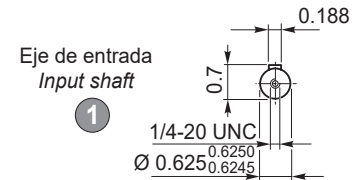
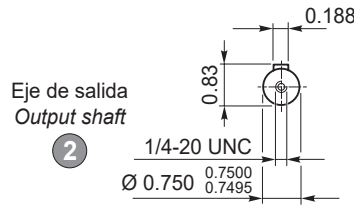
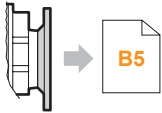
CMG 002 H

CMG 002 H..

CMGIS 002 H..



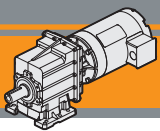
Bridas Motor
NEMA C-FACE



Versión H / H Version										
CMG CMGIS	P	Q	R	S	U	V	X	Z	Patas / Foot	
									Tipo / Type	Peso / Weight [lb]
002	0.709	2.362	3.150	0.354	3.937	0.394	2.362	4.724	H60	0.44
	0.709	3.150	4.094	0.354	4.331-4.724	0.394	2.953	5.709	H75	0.66
	0.709	1.968-3.425	4.331	0.354	4.331	0.394	3.346	5.315	H85	0.88

Brida Motor / Motor flange	
1 Dimensiones NEMA NEMA Dimensions	
	56 C
N	4.5
M	5.88
P	6.5
D	0.625
LM 002	6.61

Preferencial / Preferred



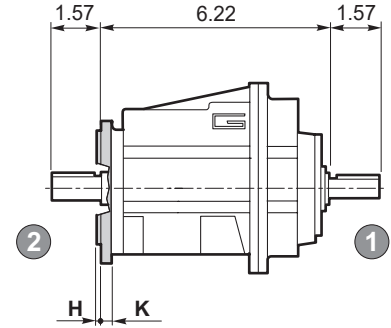
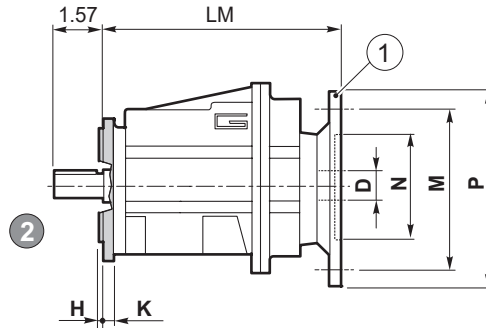
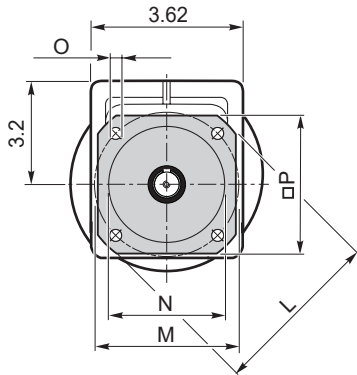
Dimensiones

Dimensions

CMG 002 F

CMG 002 F..

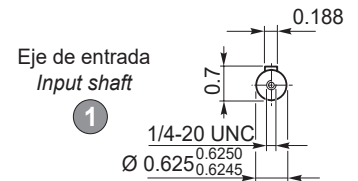
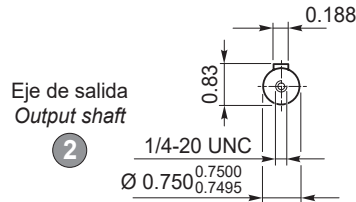
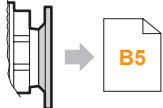
CMGIS 002 F..



lb
8.5

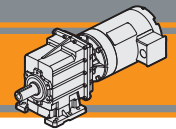
lb
8

Bridas Motor
NEMA C-FACE



Versión F / F Version										
CMG CMGIS	H	K	L	M	N	O	P	Brida / Flange		
								Tipo / Type	Peso / Weight [lb]	
002	0.138	0.276	4.134	3.346	2.756	2.7548 2.7536	0.256	3.543	F105	0.22
	0.138	0.315	4.724	3.937	3.150	3.1488 3.1476	0.354	3.937	F120	0.44
	0.138	0.315	5.512	4.528	3.740	3.7386 3.7372	0.354	4.528	F140	0.44

Brida Motor / Motor flange	
1	Dimensiones NEMA NEMA Dimensions
	56 C
N	4.5
M	5.88
P	6.5
D	0.625
LM 002	6.61



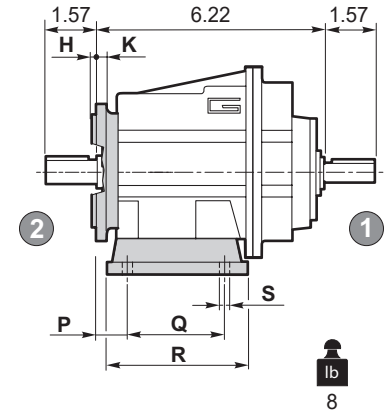
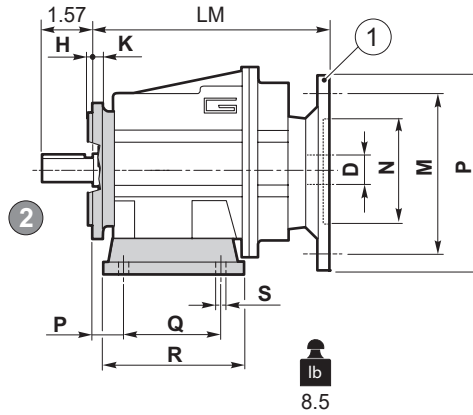
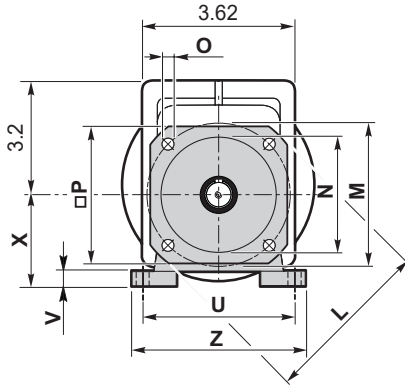
Dimensiones

Dimensions

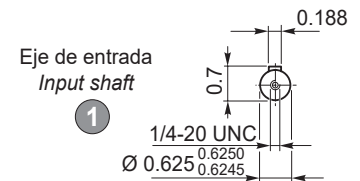
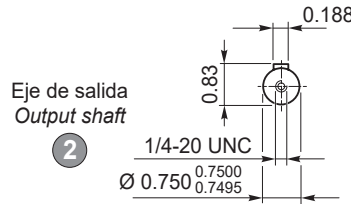
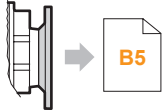
CMG 002 H../F..

CMG 002 H../F..

CMGIS 002 H../F..



Bridas Motor
NEMA C-FACE



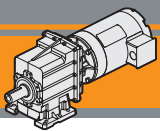
Versión F / F Version										
CMG CMGIS	H	K	L	M	N	O	P	Brida / Flange		
								Tipo / Type	Peso / Weight [lb]	
002	0.138	0.276	4.134	3.346	2.756	2.7548 2.7536	0.256	3.543	F105	0.22
	0.138	0.315	4.724	3.937	3.150	3.1488 3.1476	0.354	3.937	F120	0.44
	0.138	0.315	5.512	4.528	3.740	3.7386 3.7372	0.354	4.528	F140	0.44

Brida Motor / Motor flange	
1	Dimensiones NEMA NEMA Dimensions
	56 C
N	4.5
M	5.88
P	6.5
D	0.625
LM 002	6.61

Versión H / H Version										Combinaciones Posibles H/F Possible combinations H/F			
CMG CMGIS	P	Q	R	S	U	V	X	Z	Patas / Foot		F105	F120	F140
									Tipo / Type	Peso / Weight [lb]			
002	0.709	2.362	3.150	0.354	3.937	0.394	2.362	4.724	H60	0.44	•	•	•
	0.709	3.150	4.094	0.354	4.331-4.724	0.394	2.953	5.709	H75	0.66	•	•	•
	0.709	1.968-3.425	4.331	0.354	4.331	0.394	3.346	5.315	H85	0.88	•	•	•

Preferencial / Preferred

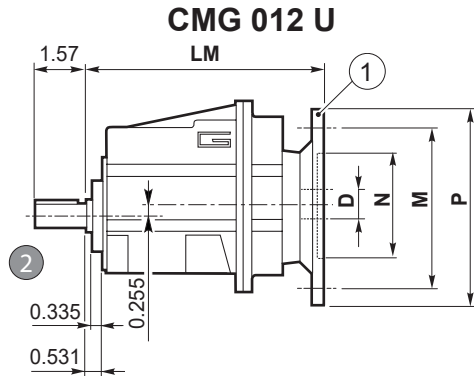
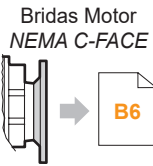
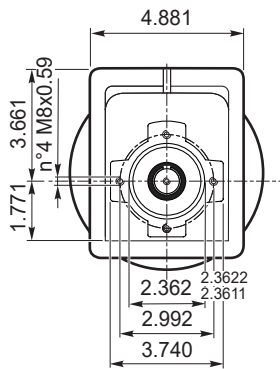
• Combinaciones posibles H/F / Possible combinations H/F



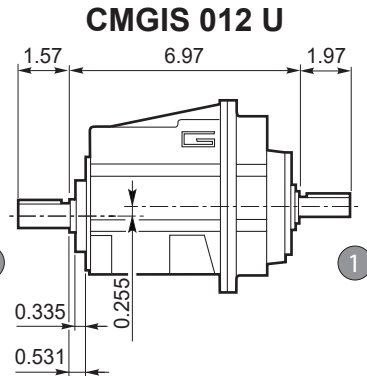
Dimensiones

Dimensions

CMG 012 U - CMG 013 U



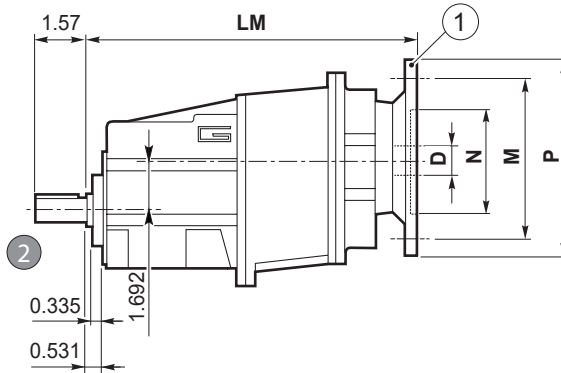
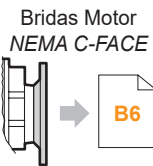
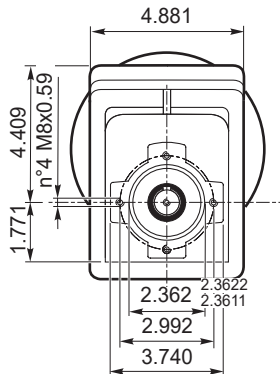
Eje de salida
Output shaft



Eje de entrada
Input shaft



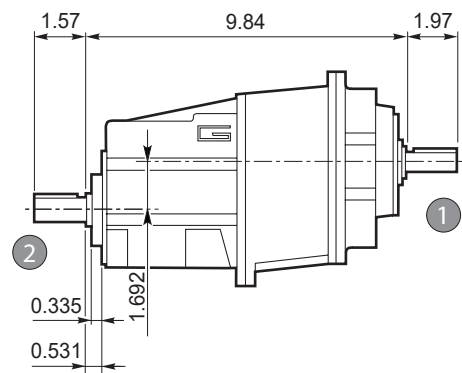
CMG 013 U



Eje de salida
Output shaft



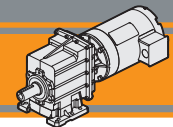
CMGIS 013 U



Eje de entrada
Input shaft



Brida Motor / Motor flange		
① Dimensiones NEMA NEMA Dimensions		
	56 C	140 TC
N		4.5
M		5.88
P		6.5
D	0.625	0.875
LM 012		7.87
LM 013		10.75



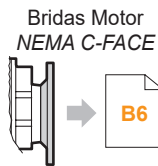
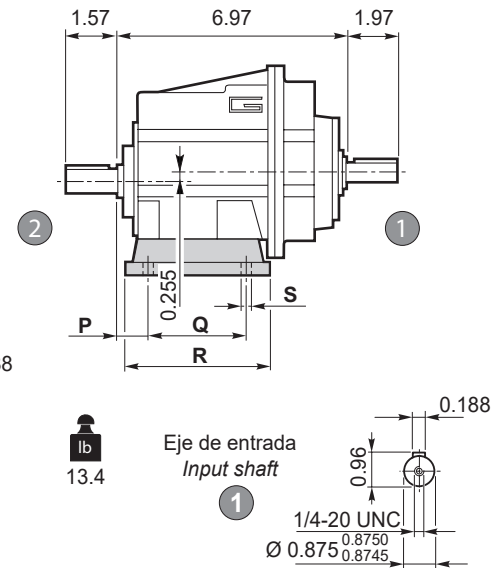
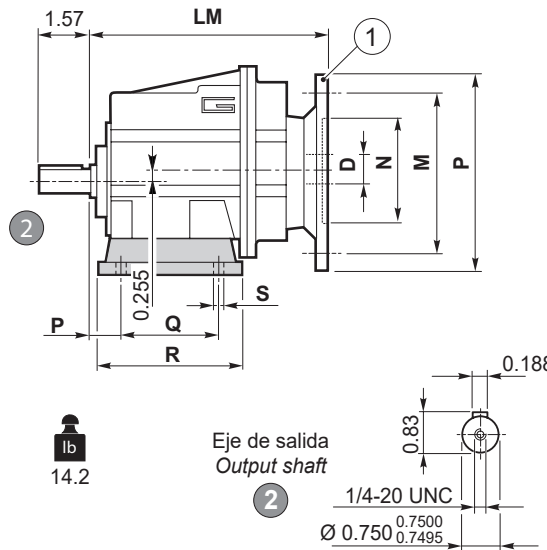
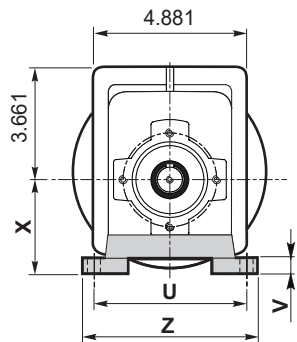
Dimensiones

Dimensions

CMG 012 H.. - CMG 013 H..

CMG 012 H..

CMGIS 012 H..



lb 14.2

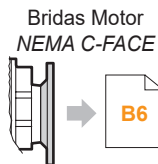
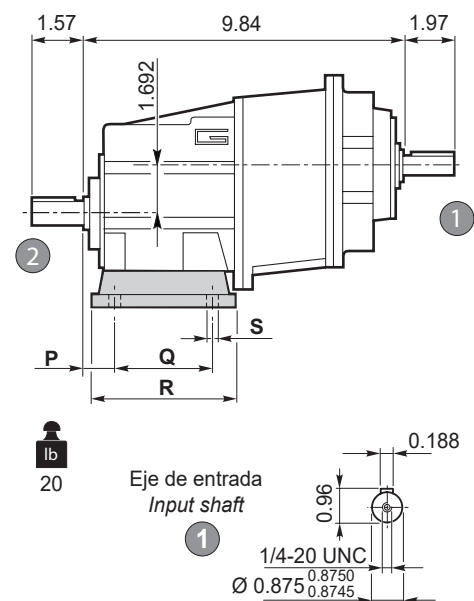
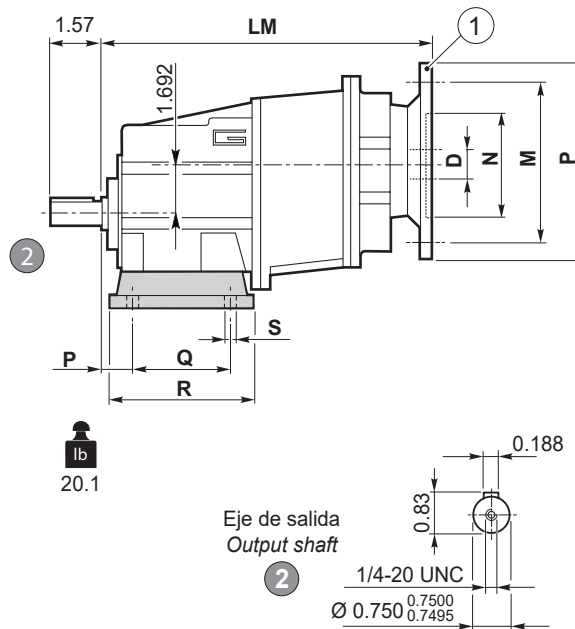
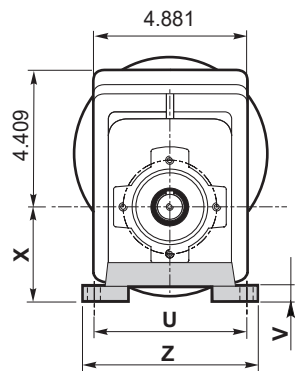
Eje de salida
Output shaft

lb 13.4

Eje de entrada
Input shaft

CMG 013 H..

CMGIS 013 H..



lb 20.1

Eje de salida
Output shaft

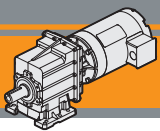
lb 20

Eje de entrada
Input shaft

Versión H / H Version										
CMG CMGIS	P	Q	R	S	U	V	X	Z	Patás / Foot	
									Tipo / Type	Peso / Weight [lb]
012 013	0.787	3.346	4.252	0.354	4.528	0.472	2.559	5.472	H65	1.543
	0.709	3.150	4.646	0.354	4.331	0.472	2.953	5.512	H75	2.205
	0.984	3.346	4.724	0.354	4.724	0.472	3.150	5.512	H80	2.425
	0.709	1.968-3.425	4.646	0.354	4.331	0.472	3.346	5.118	H85	2.646
	0.984	5.118	6.063	0.354	4.331	0.472	3.543	5.315	H90	3.307
	0.709	2.362-4.232	5.315	0.433	5.118	0.472	3.937	6.102	H100	3.748

Brida Motor / Motor flange		
1	Dimensiones NEMA NEMA Dimensions	
	56 C	140 TC
N	4.5	
M	5.88	
P	6.5	
D	0.625	0.875
LM 012	7.87	
LM 013	10.75	

Preferencial / Preferred



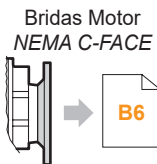
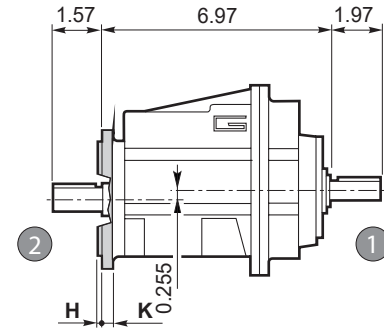
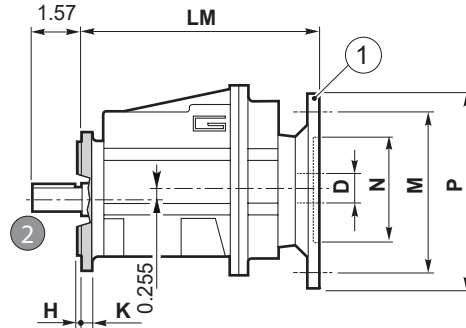
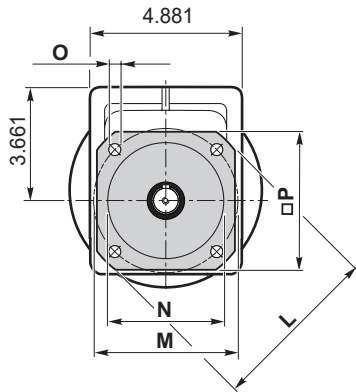
Dimensiones

Dimensions

CMG 012 F - CMG 013 F

CMG 012 F..

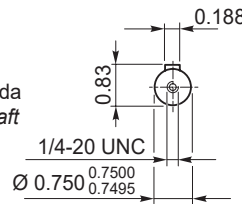
CMGIS 012 F..



lb
14.2

Eje de salida
Output shaft

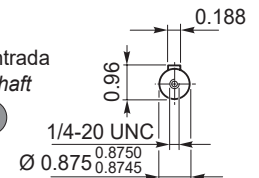
2



lb
13.4

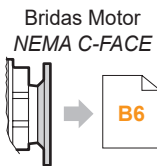
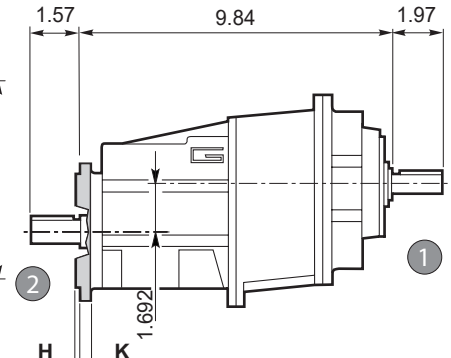
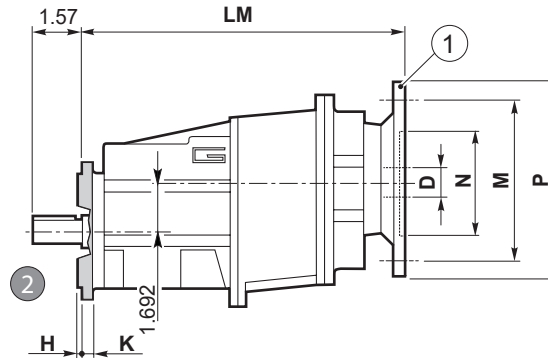
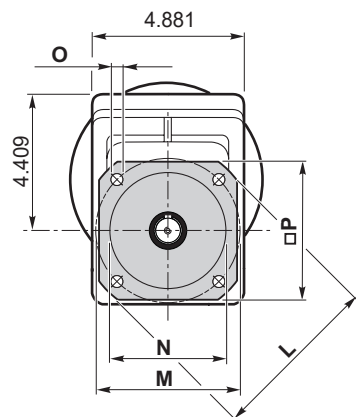
Eje de entrada
Input shaft

1



CMG 013 F..

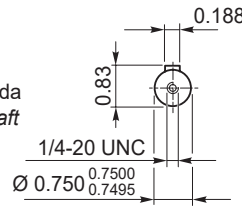
CMGIS 013 F..



lb
20.1

Eje de salida
Output shaft

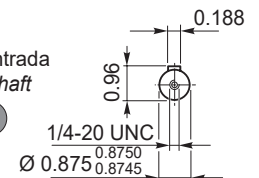
2



lb
20

Eje de entrada
Input shaft

1

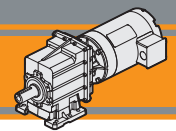


Versión F / F Version

CMG CMGIS	H	K	L	M	N	O	P	Brida / Flange		
								Tipo / Type	Peso / Weight [lb]	
012 013	0.118	0.354	4.724	3.937	3.150	3.1488 3.1476	0.354	4.173	F120	1.102
	0.138	0.354	5.512	4.528	3.740	3.7386 3.7372	0.354	4.528	F140	1.764
	0.138	0.354	6.299	5.118	4.331	4.3296 4.3282	0.354	4.961	F160	2.425
	0.138	0.433	7.874	6.496	5.118	5.1163 5.1147	0.433	6.496	F200	3.968

Brida Motor / Motor flange

1 Dimensiones NEMA NEMA Dimensions		
	56 C	140 TC
N	4.5	
M	5.88	
P	6.5	
D	0.625	0.875
LM 012	7.87	
LM 013	10.75	



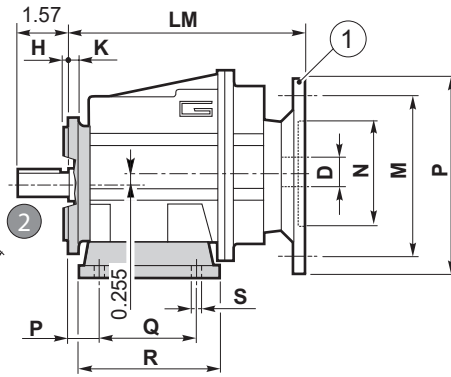
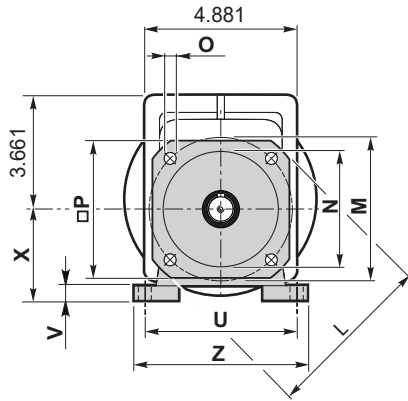
Dimensiones

Dimensions

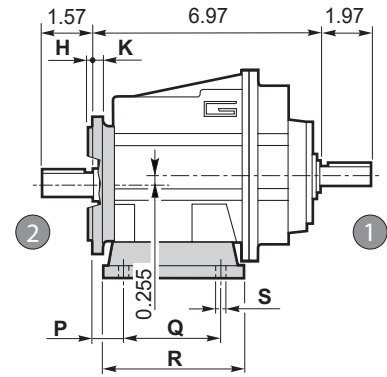
CMG 012 H../F.. - CMG 013 H../F..

CMG 012 H../F..

CMGIS 012 H../F..



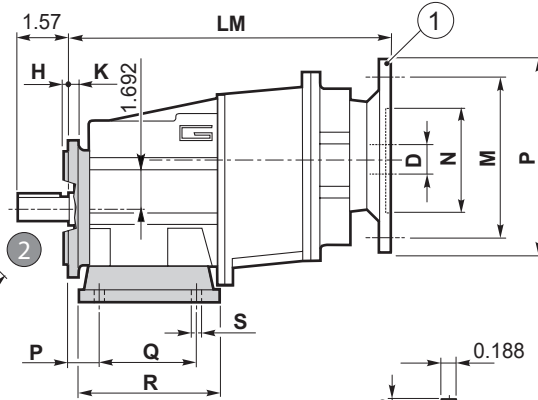
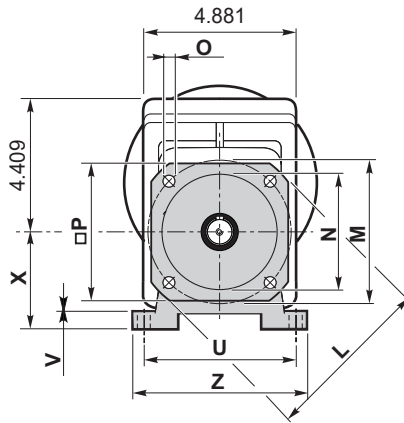
lb
14.5



lb
13.7

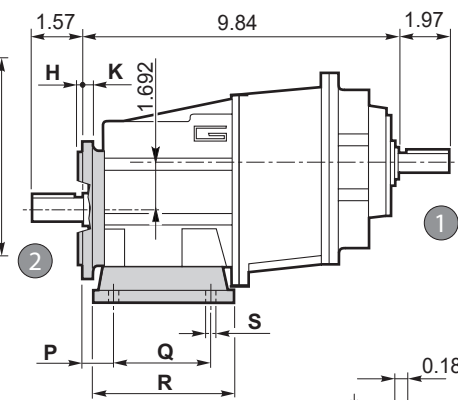
CMG 013 H../F..

CMGIS 013 H../F..



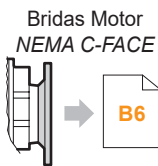
lb
20.1

Eje de salida
Output shaft
1/4-20 UNC
Ø 0.750^{0.7500}_{0.7495}



lb
20

Eje de entrada
Input shaft
1/4-20 UNC
Ø 0.875^{0.8750}_{0.8745}



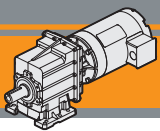
		Versión F / F Version							Brida / Flange		
CMG	CMGIS	H	K	L	M	N	O	P	Tipo / Type	Peso / Weight [lb]	
012 013		0.118	0.354	4.724	3.937	3.150	3.1488 3.1476	0.354	4.173	F120	1.102
		0.138	0.354	5.512	4.528	3.740	3.7386 3.7372	0.354	4.528	F140	1.764
		0.138	0.354	6.299	5.118	4.331	4.3296 4.3282	0.354	4.961	F160	2.425
		0.138	0.433	7.874	6.496	5.118	5.1163 5.1147	0.433	6.496	F200	3.968

Brida Motor / Motor flange	
1	Dimensiones NEMA NEMA Dimensions
	56 C 140 TC
N	4.5
M	5.88
P	6.5
D	0.625 0.875
LM 012	7.87
LM 013	10.75

		Versión H / H Version								Combinaciones posibles H/F Possible combinations H/F					
CMG	CMGIS	P	Q	R	S	U	V	X	Z	Patás / Foot		F120	F140	F160	F200
										Tipo / Type	Peso / Weight [lb]				
012 013		0.787	3.346	4.252	0.354	4.528	0.472	2.559	5.472	H65	1.543	•	•		
		0.709	3.150	4.646	0.354	4.331	0.472	2.953	5.512	H75	2.205	•	•	•	
		0.984	3.346	4.724	0.354	4.724	0.472	3.150	5.512	H80	2.425	•	•	•	
		0.709	1.968-3.425	4.646	0.354	4.331	0.472	3.346	5.118	H85	2.646	•	•	•	
		0.984	5.118	6.063	0.354	4.331	0.472	3.543	5.315	H90	3.307	•	•	•	•
		0.709	2.362-4.232	5.315	0.433	5.118	0.472	3.937	6.102	H100	3.748	•	•	•	•

Preferencial / Preferred

• Combinaciones posibles H/F / Possible combinations H/F



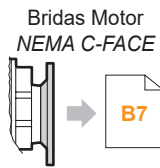
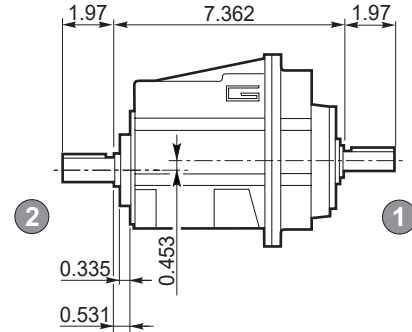
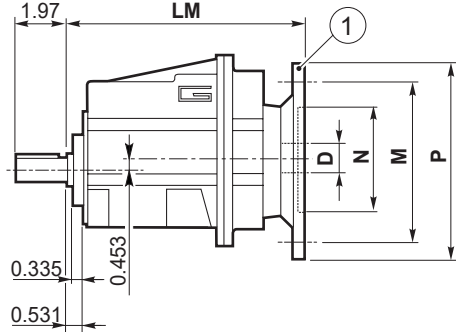
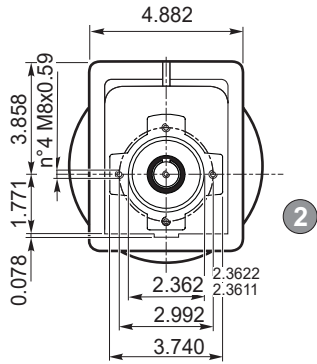
Dimensiones

Dimensions

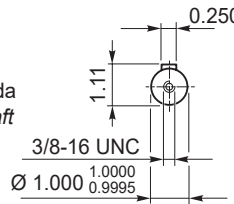
CMG 022 U - CMG 023 U

CMG 022 U

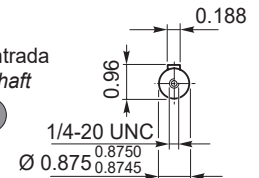
CMGIS 022 U



Eje de salida
Output shaft

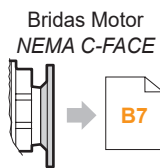
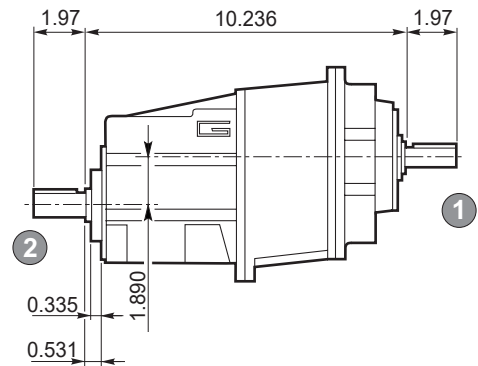
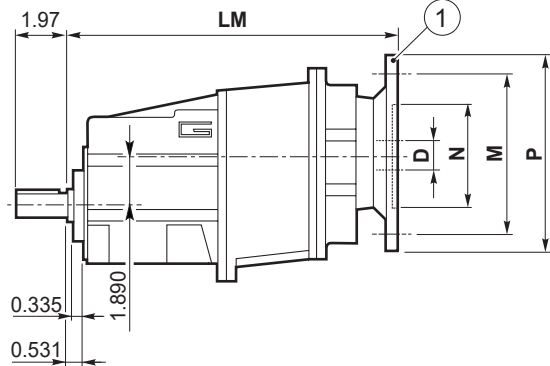
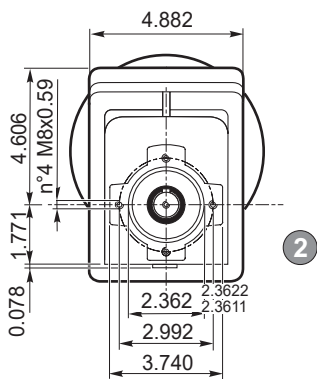


Eje de entrada
Input shaft

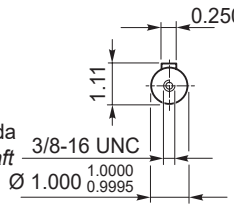


CMG 023 U

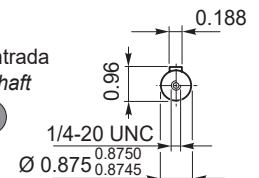
CMGIS 023 U



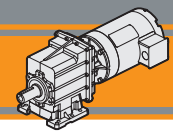
Eje de salida
Output shaft



Eje de entrada
Input shaft



Brida Motor / Motor flange		
① Dimensiones NEMA NEMA Dimensions		
	56 C	140 TC
N		4.5
M		5.88
P		6.5
D	0.625	0.875
LM 022		8.268
LM 023		10.61



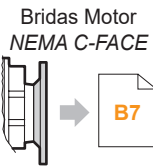
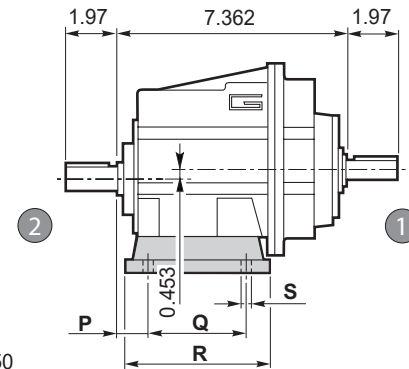
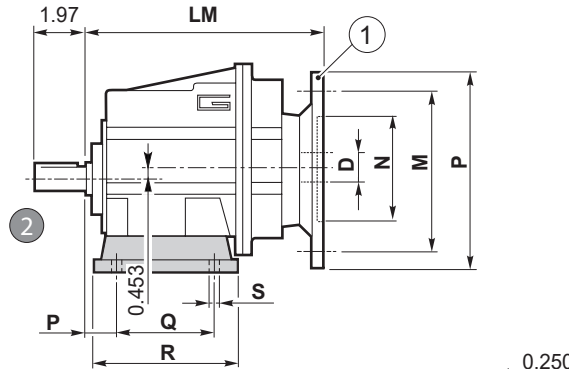
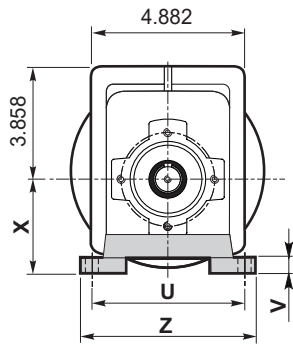
Dimensiones

Dimensions

CMG 022 H.. - CMG 023 H..

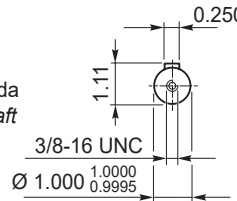
CMG 022 H..

CMGIS 022 H..



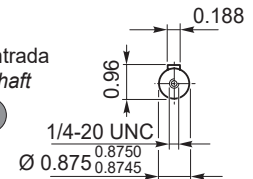
16.6 lb

Eje de salida
Output shaft



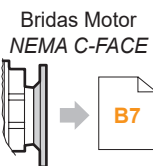
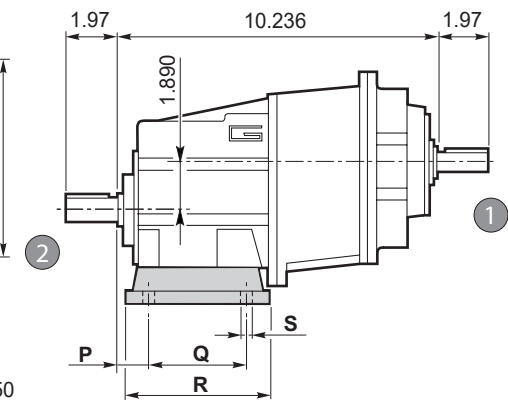
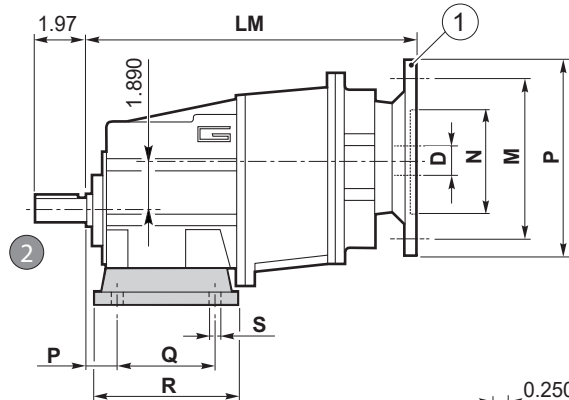
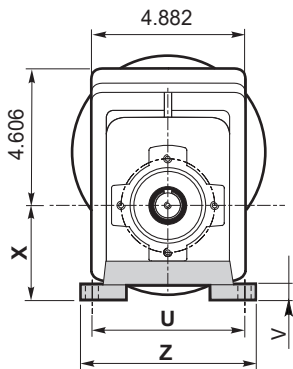
15.8 lb

Eje de entrada
Input shaft



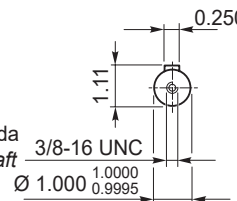
CMG 023 H..

CMGIS 023 H..



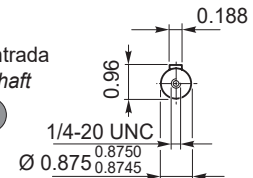
23.3 lb

Eje de salida
Output shaft



22.5 lb

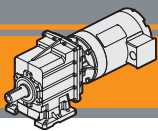
Eje de entrada
Input shaft



Versión H / H Version									Patás / Foot	
CMG CMGIS	P	Q	R	S	U	V	X	Z	Tipo / Type	Peso / Weight [lb]
022 023	0.787	3.346	4.252	0.354	4.528	0.472	2.559	5.472	H65	1.543
	0.709	3.150	4.646	0.354	4.331	0.472	2.953	5.512	H75	2.205
	0.984	3.346	4.724	0.354	4.724	0.472	3.150	5.512	H80	2.425
	0.709	1.968-3.425	4.646	0.354	4.331	0.472	3.346	5.118	H85	2.646
	0.984	5.118	6.063	0.354	4.331	0.472	3.543	5.315	H90	3.307
	0.709	2.362-4.232	5.315	0.433	5.118	0.472	3.937	6.102	H100	3.748

Brida Motor / Motor flange	
1 Dimensiones NEMA NEMA Dimensions	
	56 C 140 TC
N	4.5
M	5.88
P	6.5
D	0.625 0.875
LM 022	8.268
LM 023	10.61

Preferencial / Preferred



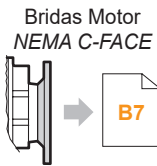
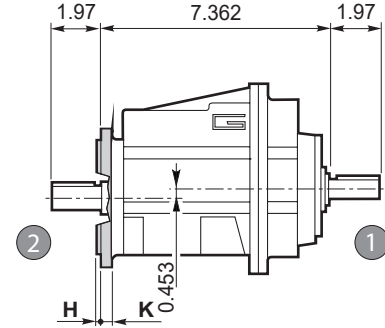
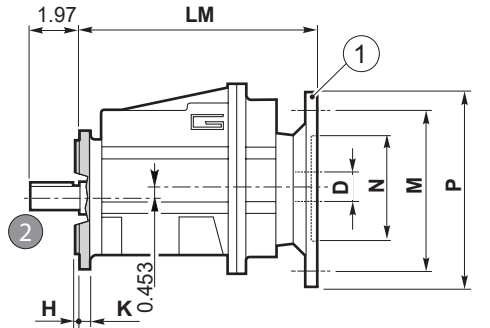
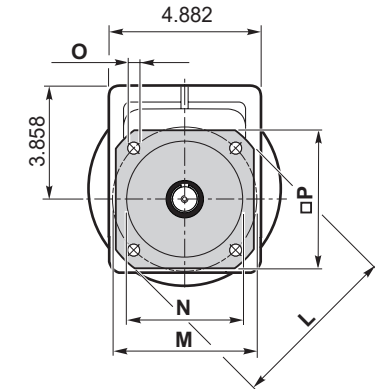
Dimensiones

Dimensions

CMG 022 F.. - CMG 023 F..

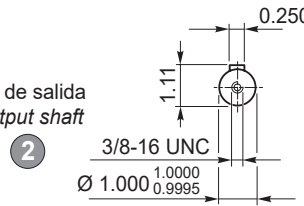
CMG 022 F..

CMGIS 022 F..



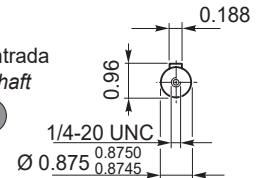
lb
16.6

Eje de salida
Output shaft



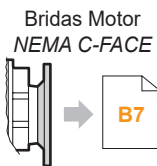
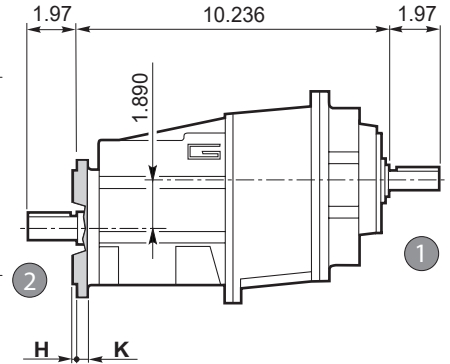
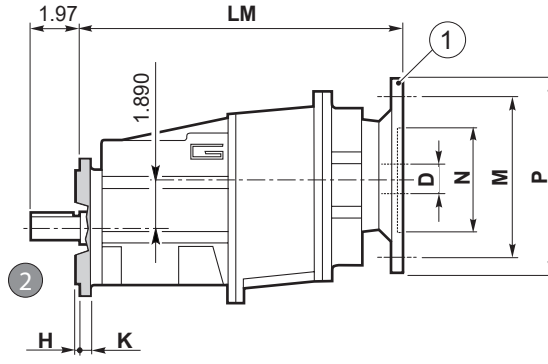
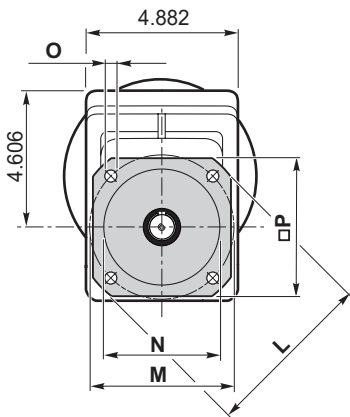
lb
15.8

Eje de entrada
Input shaft



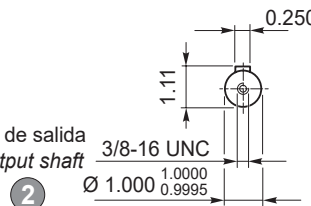
CMG 023 F..

CMGIS 023 F..



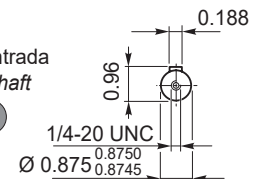
lb
23.3

Eje de salida
Output shaft



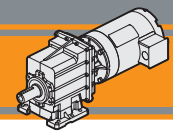
lb
22.5

Eje de entrada
Input shaft



Versión F / F Version										
CMG CMGIS	H	K	L	M	N	O	P	Brida / Flange		
								Tipo / Type	Peso / Weight [lb]	
022 023	0.118	0.354	4.724	3.937	3.150	3.1488 3.1476	0.354	4.173	F120	1.102
	0.138	0.354	5.512	4.528	3.740	3.7386 3.7372	0.354	4.528	F140	1.764
	0.138	0.354	6.299	5.118	4.331	4.3296 4.3282	0.354	4.961	F160	2.425
	0.138	0.433	7.874	6.496	5.118	5.1163 5.1147	0.433	6.496	F200	3.968

Brida Motor / Motor flange		
① Dimensiones NEMA NEMA Dimensions		
	56 C	140 TC
N	4.5	
M	5.88	
P	6.5	
D	0.625	0.875
LM 022	8.268	
LM 023	10.61	



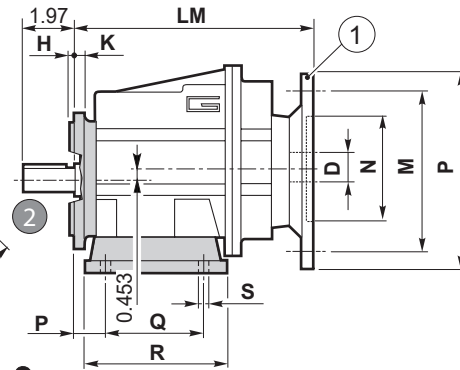
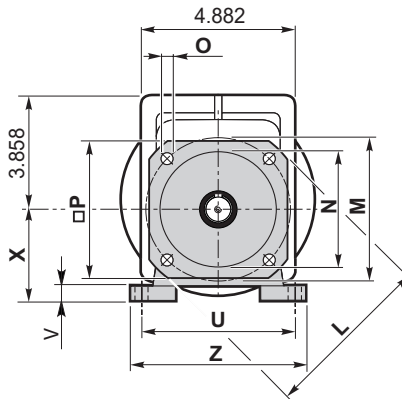
Dimensiones

Dimensions

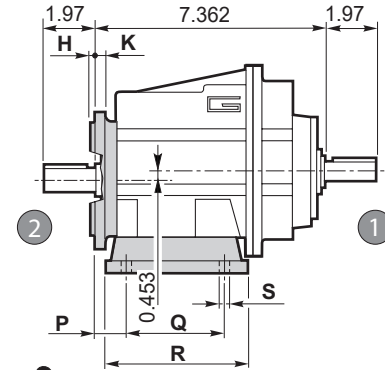
CMG 022 H../F.. - CMG 023 H../F..

CMG 022 H../F..

CMGIS 022 H../F..



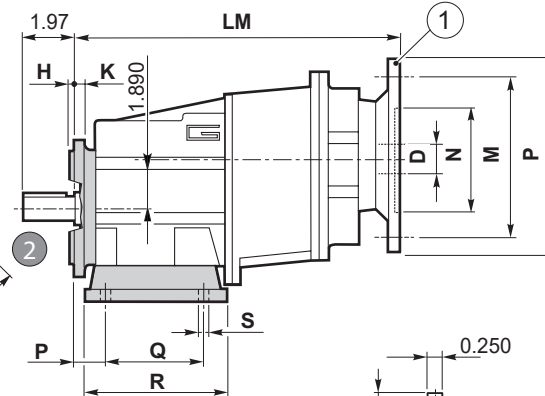
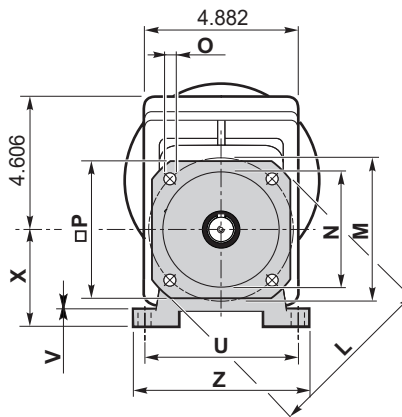
lb
16.7



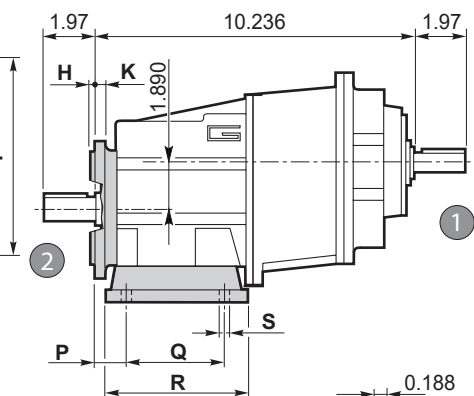
lb
15.9

CMG 023 H../F..

CMGIS 023 H../F..

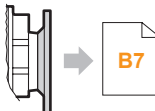


lb
23.3



lb
22.5

Bridas Motor
NEMA C-FACE



Eje de salida
Output shaft
3/8-16 UNC
Ø 1.000 1.0000 0.9995

Eje de entrada
Input shaft
1
1/4-20 UNC
Ø 0.875 0.8750 0.8745

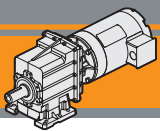
CMG CMGIS	Versión F / F Version							Brida / Flange		
	H	K	L	M	N	O	P	Tipo / Type	Peso / Weight [lb]	
022 023	0.118	0.354	4.724	3.937	3.150	3.1488 3.1476	0.354	4.173	F120	1.102
	0.138	0.354	5.512	4.528	3.740	3.7386 3.7372	0.354	4.528	F140	1.764
	0.138	0.354	6.299	5.118	4.331	4.3296 4.3282	0.354	4.961	F160	2.425
	0.138	0.433	7.874	6.496	5.118	5.1163 5.1147	0.433	6.496	F200	3.968

Brida Motor / Motor flange	
1	Dimensiones NEMA NEMA Dimensions
	56 C 140 TC
N	4.5
M	5.88
P	6.5
D	0.625 0.875
LM 022	8.268
LM 023	10.61

CMG CMGIS	Versión H / H Version								Combinaciones posibles H/F Possible combinations H/F					
	P	Q	R	S	U	V	X	Z	Patas / Foot		F120	F140	F160	F200
									Tipo / Type	Peso / Weight [lb]				
022 023	0.787	3.346	4.252	0.354	4.528	0.472	2.559	5.472	H65	1.543	•	•		
	0.709	3.150	4.646	0.354	4.331	0.472	2.953	5.512	H75	2.205	•	•	•	
	0.984	3.346	4.724	0.354	4.724	0.472	3.150	5.512	H80	2.425	•	•	•	
	0.709	1.968-3.425	4.646	0.354	4.331	0.472	3.346	5.118	H85	2.646	•	•	•	
	0.984	5.118	6.063	0.354	4.331	0.472	3.543	5.315	H90	3.307	•	•	•	•
	0.709	2.362-4.232	5.315	0.433	5.118	0.472	3.937	6.102	H100	3.748	•	•	•	•

Preferencial / Preferred

• Combinaciones posibles H/F / Possible combinations H/F



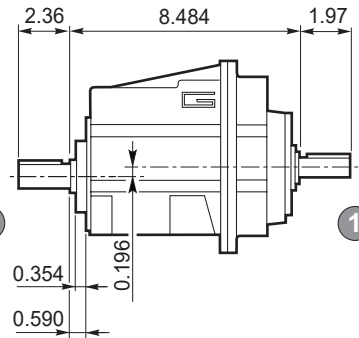
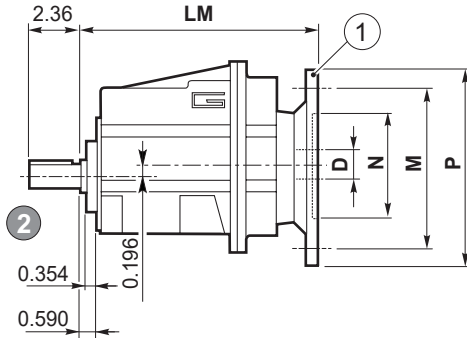
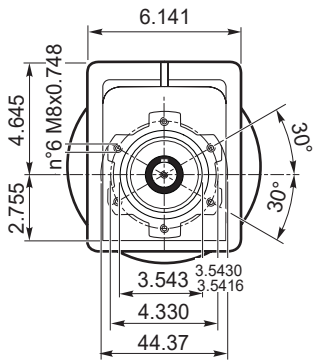
Dimensiones

Dimensions

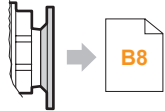
CMG 032 U - CMG 033 U

CMG 032 U

CMGIS 032 U



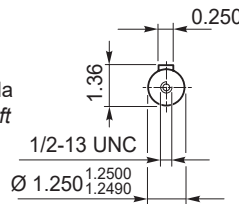
Bridas Motor
NEMA C-FACE



lb
24.9

Eje de salida
Output shaft

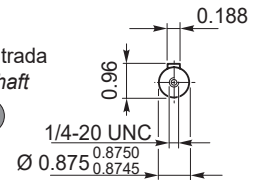
2



lb
24.7

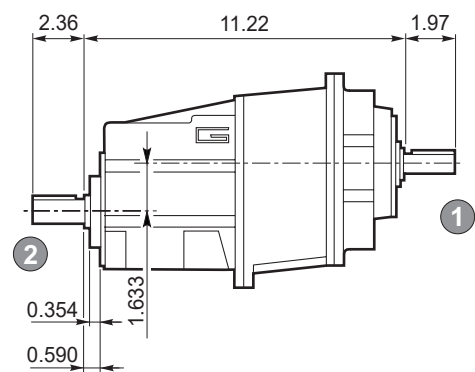
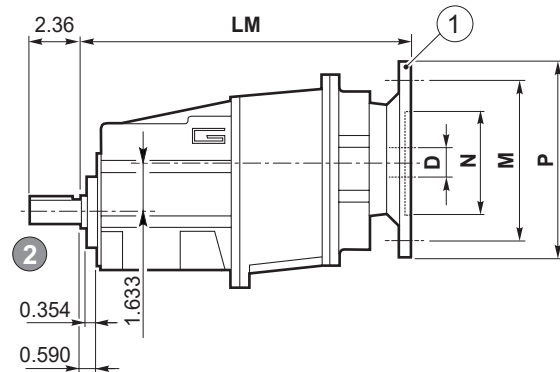
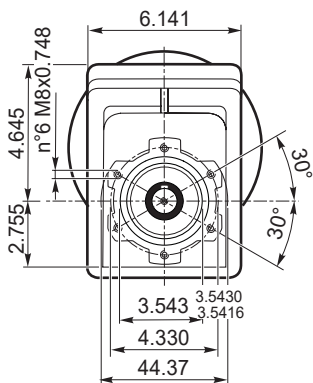
Eje de entrada
Input shaft

1

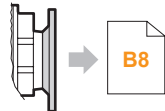


CMG 033 U

CMGIS 033 U



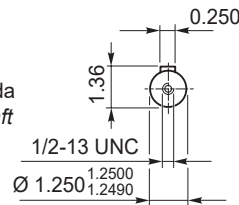
Bridas Motor
NEMA C-FACE



lb
30

Eje de salida
Output shaft

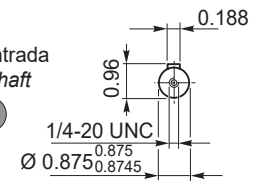
2



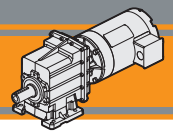
lb
29.3

Eje de entrada
Input shaft

1



Brida Motor / Motor flange			
1 Dimensiones NEMA NEMA Dimensions			
	56 C	140 TC	180 TC
N		4.5	4.5
M		5.88	7.25
P		6.5	9
D	0.625	0.875	1.125
LM 032		9.705	9.612
LM 033		12.126	-



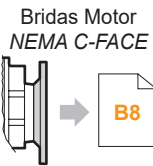
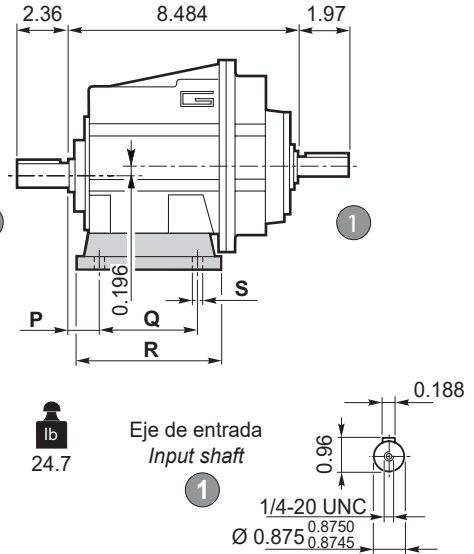
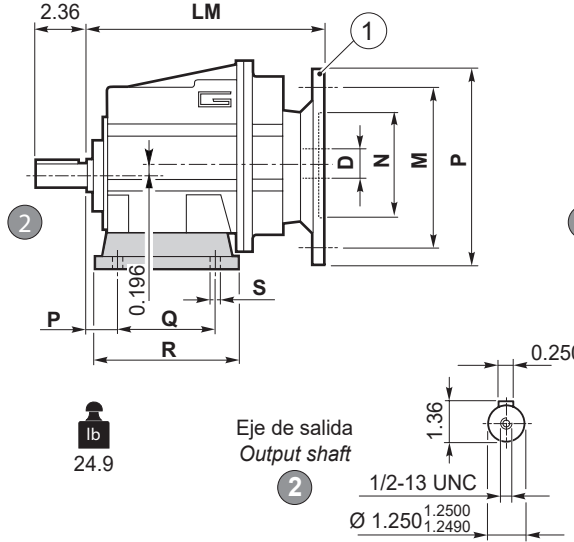
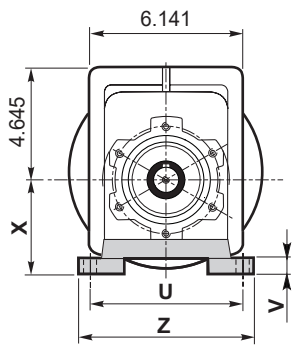
Dimensiones

Dimensions

CMG 032 H.. - CMG 033 H..

CMG 032 H..

CMGIS 032 H..



lb 24.9

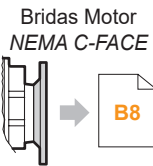
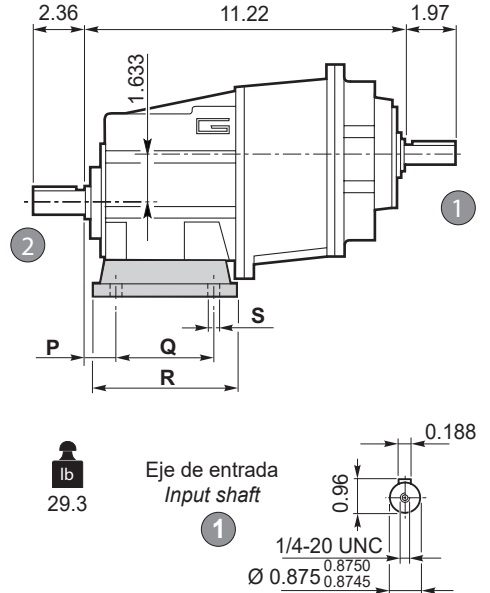
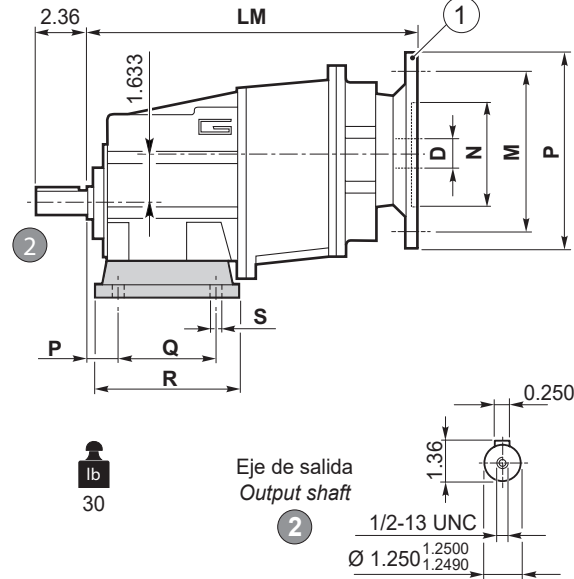
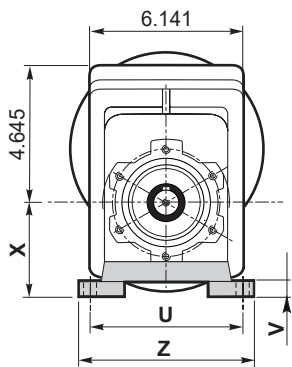
Eje de salida
Output shaft

lb 24.7

Eje de entrada
Input shaft

CMG 033 H..

CMGIS 033 H..



lb 30

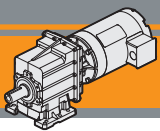
Eje de salida
Output shaft

lb 29.3

Eje de entrada
Input shaft

Versión H / H Version										
CMG CMGIS	P	Q	R	S	U	V	X	Z	Patas / Foot	
									Tipo / Type	Peso / Weight [lb]
032 033	1.181	4.134	5.354	0.551	6.299	0.551	3.740	7.638	H95	3.307
	1.181	3.937	5.905	0.433	5.905	0.551	4.331	7.283	H110	4.189
	0.709	2.756			6.299					
	1.181	6.496	7.677	0.551	5.315	0.551	4.528	6.693	H115	4.850
	1.378	4.331	6.299	0.551	6.693	0.551	4.724	8.268	H120	5.732
	0.768	5.885	7.244	0.551	7.086	0.709	5.118	8.425	H130	6.390

Brida Motor / Motor flange			
1	Dimensiones NEMA NEMA Dimensions		
	56 C	140 TC	180 TC
N	4.5		4.5
M	5.88		7.25
P	6.5		9
D	0.625	0.875	1.125
LM 032	9.705		9.612
LM 033	12.126		-



CMG

Motorreductores a engranajes cilíndricos
Helical in-line gearmotors

Nema 60 Hz

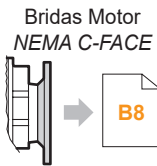
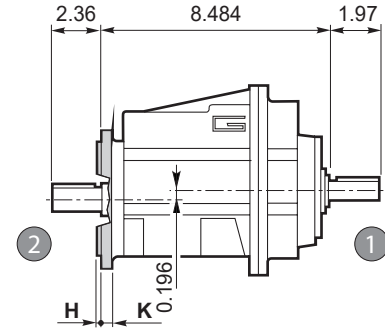
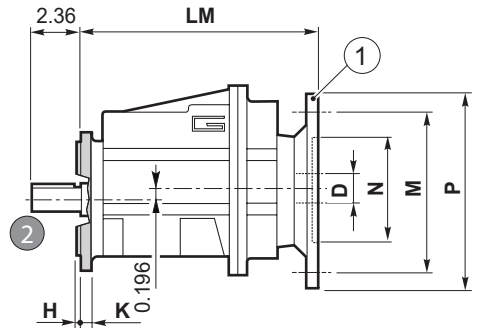
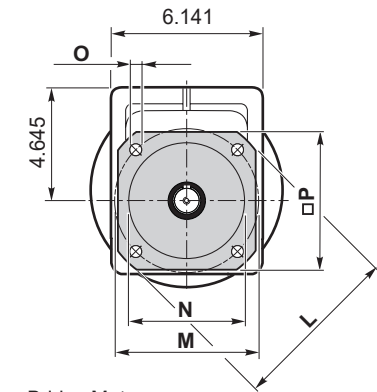
Dimensiones

Dimensions

CMG 032 F.. - CMG 033 F..

CMG 032 F..

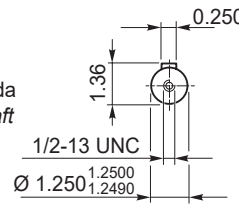
CMGIS 032 F..



lb
24.9

Eje de salida
Output shaft

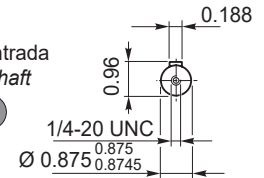
2



lb
24.7

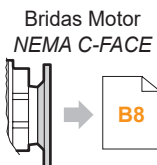
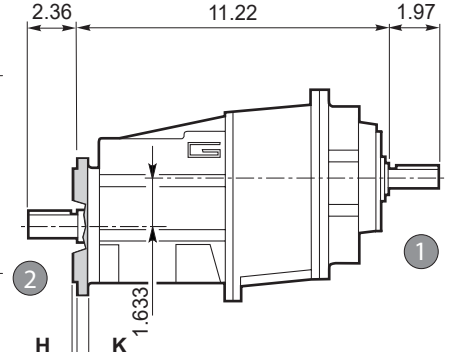
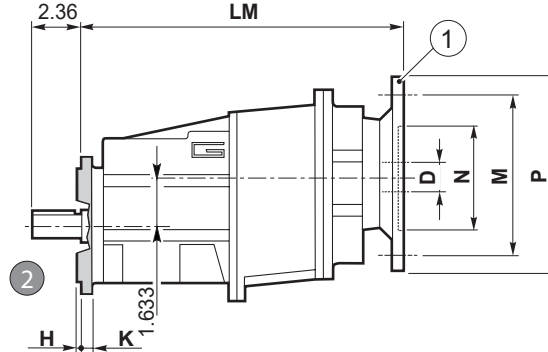
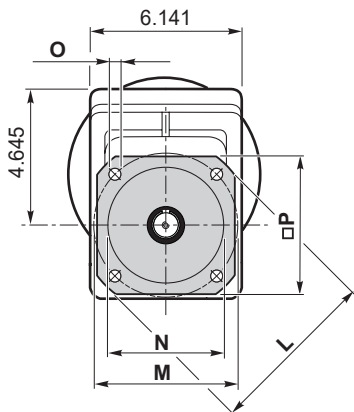
Eje de entrada
Input shaft

1



CMG 033 F..

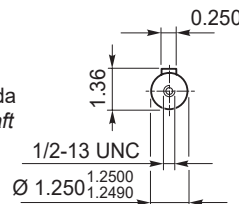
CMGIS 033 F..



lb
30

Eje de salida
Output shaft

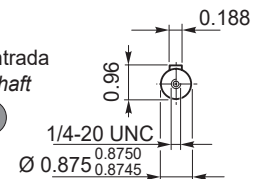
2



lb
29.3

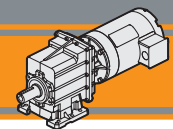
Eje de entrada
Input shaft

1



		Versión F / F Version							Brida / Flange		
CMG	CMGIS	H	K	L	M	N	O	P	Tipo / Type	Peso / Weight [lb]	
032 033		0.138	0.433	6.299	5.118	4.331	4.3296 4.3282	0.354	5.512	F160	2.205
		0.138	0.433	7.874	6.496	5.118	5.1163 5.1147	0.433	6.496	F200	3.968
		0.157	0.512	9.842	8.465	7.087	7.0853 7.0837	0.551	8.465	F250	6.393

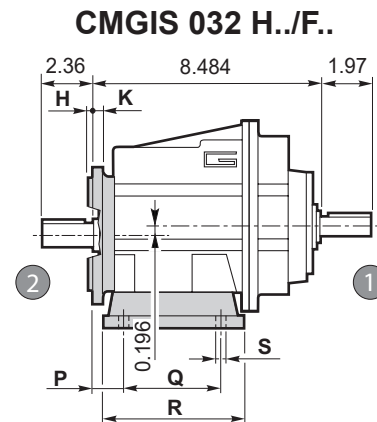
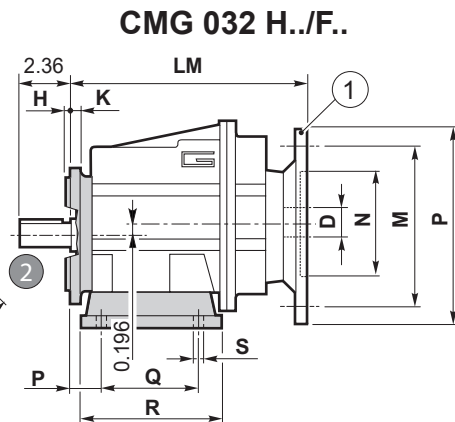
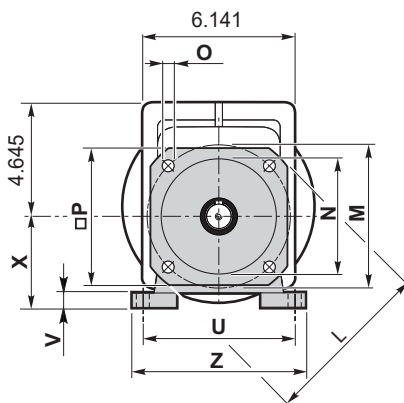
Brida Motor / Motor flange			
1	Dimensiones NEMA NEMA Dimensions		
	56 C	140 TC	180 TC
N	4.5		4.5
M	5.88		7.25
P	6.5		9
D	0.625	0.875	1.125
LM 032	9.705		9.612
LM 033	12.126		



Dimensiones

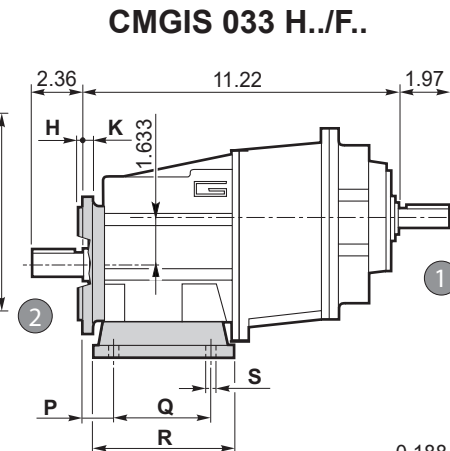
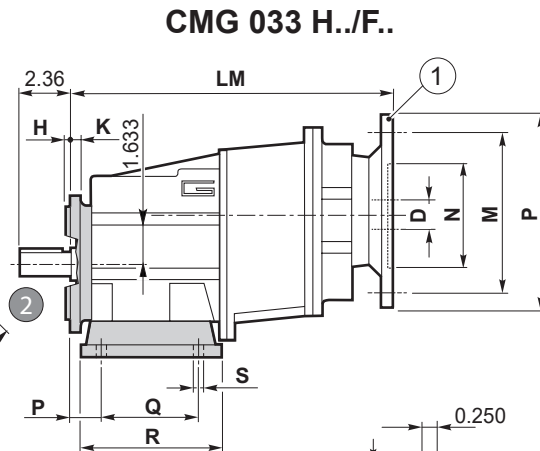
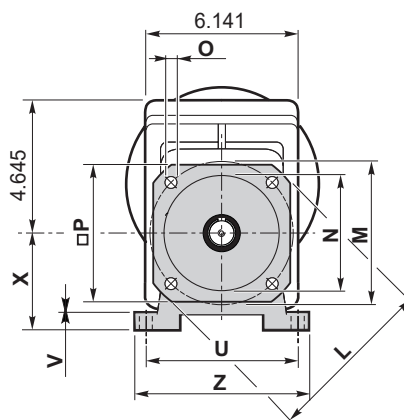
Dimensions

CMG 032 H../F.. - CMG 033 H../F..



lb
24.9

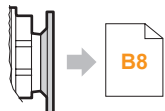
lb
24.7



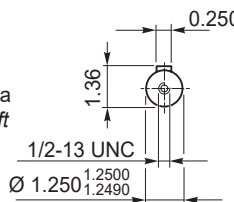
lb
30

lb
29.3

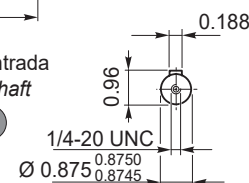
Bridas Motor
NEMA C-FACE



Eje de salida
Output shaft



Eje de entrada
Input shaft



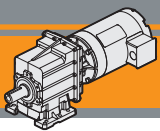
CMG CMGIS	Versión F / F Version							Brida / Flange		
	H	K	L	M	N	O	P	Tipo / Type	Peso / Weight [lb]	
032 033	0.138	0.433	6.299	5.118	4.331	4.3296 4.3282	0.354	5.512	F160	2.205
	0.138	0.433	7.874	6.496	5.118	5.1163 5.1147	0.433	6.496	F200	3.968
	0.157	0.512	9.842	8.465	7.087	7.0853 7.0837	0.551	8.465	F250	6.393

Brida Motor / Motor flange			
1	Dimensiones NEMA NEMA Dimensions		
	56 C	140 TC	180 TC
N	4.5		4.5
M	5.88		7.25
P	6.5		9
D	0.625	0.875	1.125
LM 032		9.705	9.612
LM 033		12.126	-

CMG CMGIS	Versión H / H Version								Combinaciones posibles H/F Possible combinations H/F				
	P	Q	R	S	U	V	X	Z	Tipo / Type	Peso / Weight [lb]	F160	F200	F250
032 033	1.181	4.134	5.354	0.551	6.299	0.551	3.740	7.638	H95	3.307	•	•	
	1.181	3.937	5.905	0.433	5.905	0.551	4.331	7.283	H110	4.189	•	•	
	0.709	2.756			6.299						•	•	
	1.181	6.496	7.677	0.551	5.315	0.551	4.528	6.693	H115	4.850	•	•	•
	1.378	4.331	6.299	0.551	6.693	0.551	4.724	8.268	H120	5.732	•	•	•
	0.768	5.885	7.244	0.551	7.086	0.709	5.118	8.425	H130	6.390	•	•	•

Preferencial / Preferred

• Combinaciones posibles H/F / Possible combinations H/F



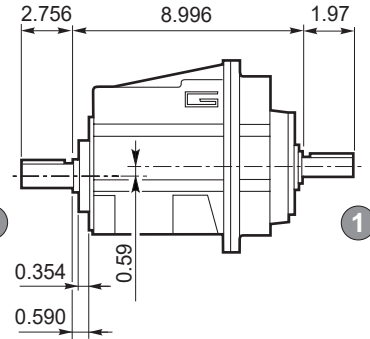
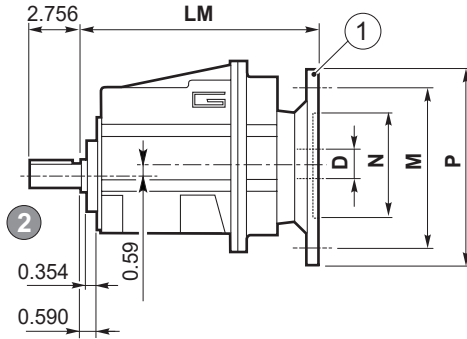
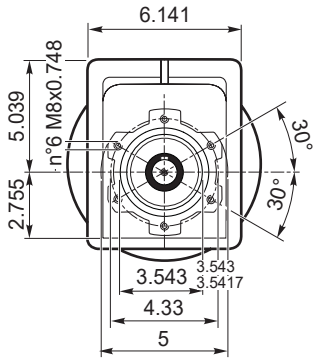
Dimensiones

Dimensions

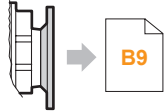
CMG 042 U - CMG 043 U

CMG 042 U

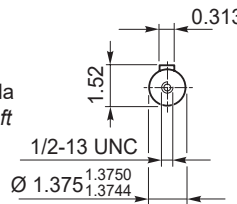
CMGIS 042 U



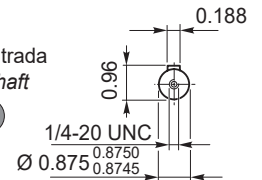
Bridas Motor
NEMA C-FACE



Eje de salida
Output shaft

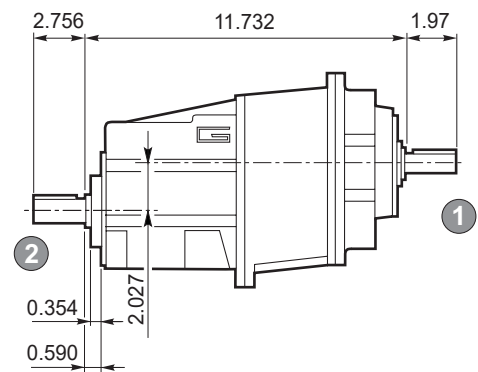
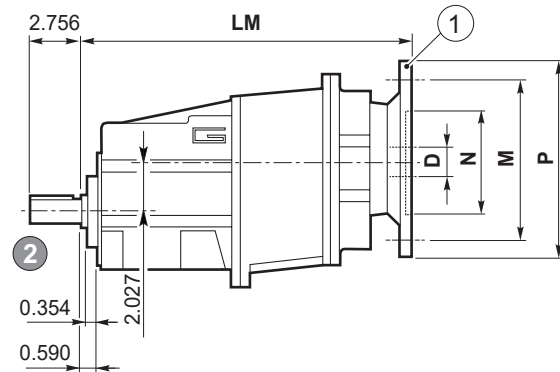
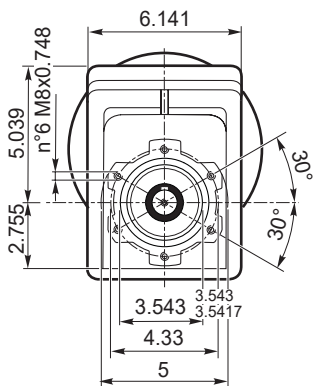


Eje de entrada
Input shaft

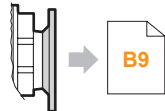


CMG 043 U

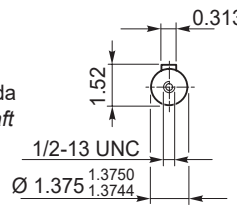
CMGIS 043 U



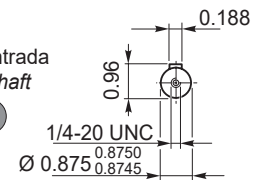
Bridas Motor
NEMA C-FACE



Eje de salida
Output shaft



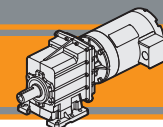
Eje de entrada
Input shaft



Brida Motor / Motor flange

**1 Dimensiones NEMA
NEMA Dimensions**

	56 C	140 TC	180 TC
N		4.5	8.5
M		5.88	7.25
P		6.5	9
D	0.625	0.875	1.125
LM 042		10.217	10.124
LM 043		12.638	-



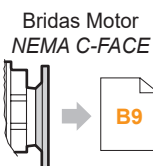
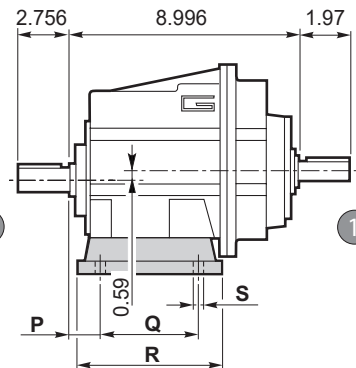
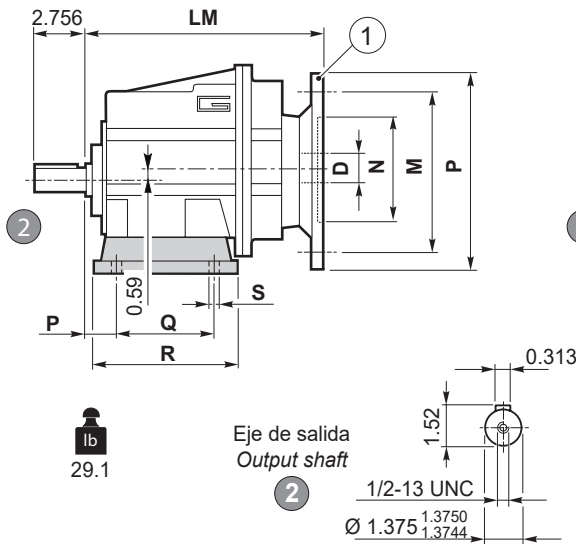
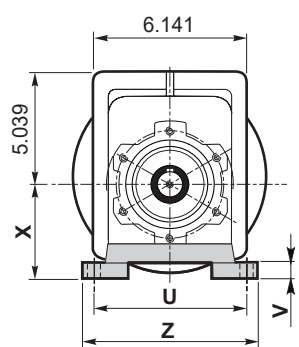
Dimensiones

Dimensions

CMG 042 H.. - CMG 043 H..

CMG 042 H..

CMGIS 042 H..



lb
29.1

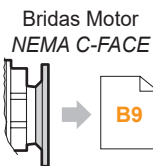
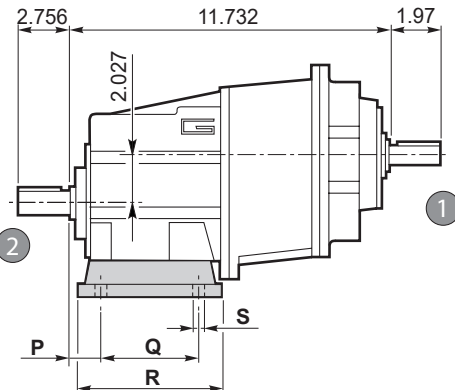
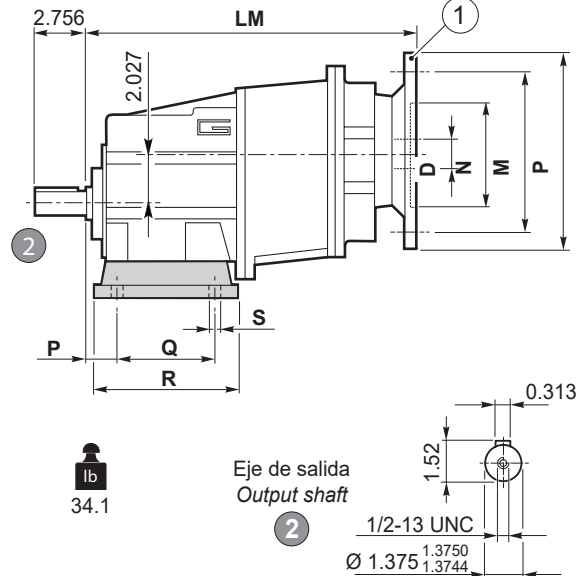
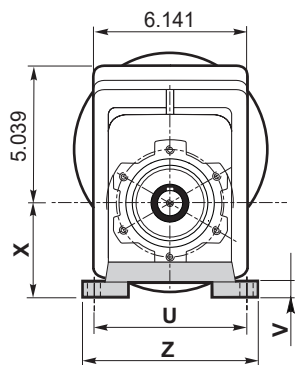
Eje de salida
Output shaft

lb
28.8

Eje de entrada
Input shaft

CMG 043 H..

CMGIS 043 H..



lb
34.1

Eje de salida
Output shaft

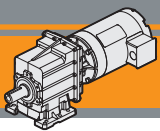
lb
33.5

Eje de entrada
Input shaft

Versión H / H Version										
CMG CMGIS	P	Q	R	S	U	V	X	Z	Patas / Foot	
									Tipo / Type	Peso / Weight [lb]
042 043	1.181	4.134	5.354	0.551	6.299	0.551	3.740	7.638	H95	3.307
	1.181	3.937	5.905	0.433	5.905	0.551	4.331	7.283	H110	4.189
	0.709	2.756			6.299					
	1.181	6.496	7.677	0.551	5.315	0.551	4.528	6.693	H115	4.850
	1.378	4.331	6.299	0.551	6.693	0.551	4.724	8.268	H120	5.732
0.768	5.885	7.244	0.551	7.086	0.709	5.118	8.425	H130	6.390	

Brida Motor / Motor flange			
①	Dimensiones NEMA NEMA Dimensions		
	56 C	140 TC	180 TC
N	4.5	8.5	
M	5.88	7.25	
P	6.5	9	
D	0.625	0.875	1.125
LM 042	10.217	10.124	
LM 043	12.638	-	

Preferencial / Preferred



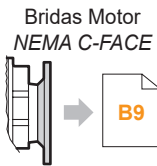
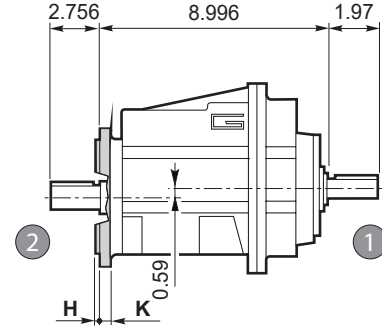
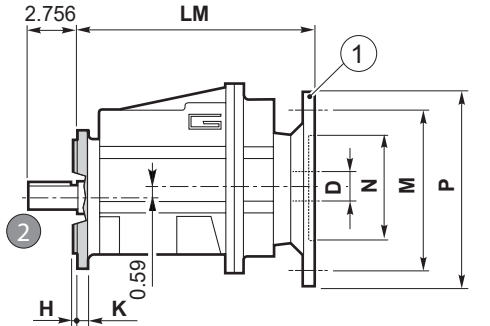
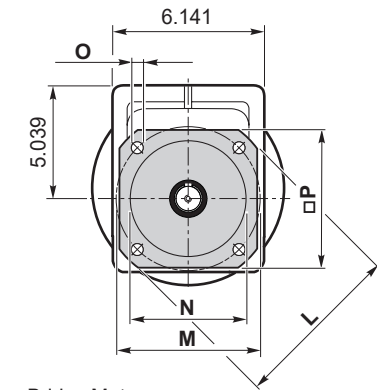
Dimensiones

Dimensions

CMG 042 F.. - CMG 043 F..

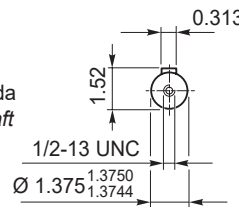
CMG 042 F..

CMGIS 042 F..



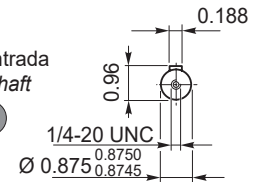
lb
29.1

Eje de salida
Output shaft
2



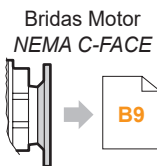
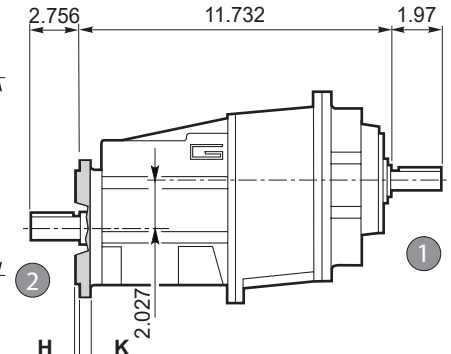
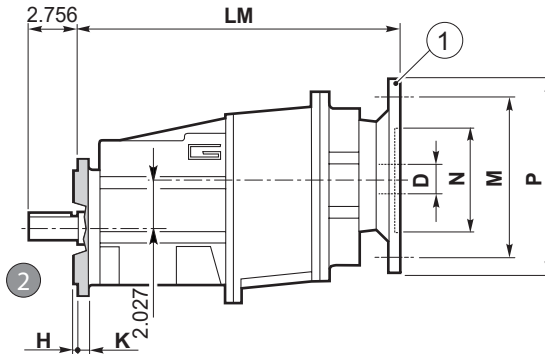
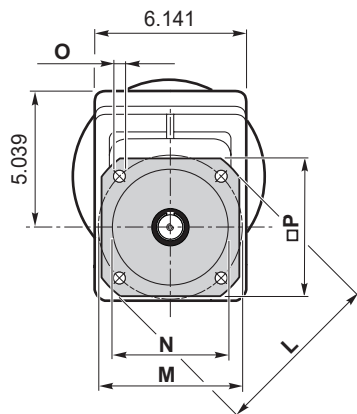
lb
28.8

Eje de entrada
Input shaft
1



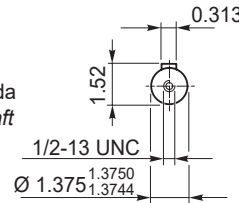
CMG 043 F..

CMGIS 043 F..



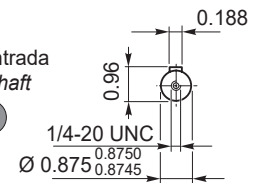
lb
34.1

Eje de salida
Output shaft
2



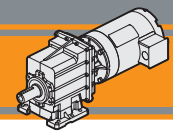
lb
33.5

Eje de entrada
Input shaft
1



		Versión F / F Version								
CMG CMGIS	H	K	L	M	N	O	P	Brida / Flange		
								Tipo / Type	Peso / Weight [lb]	
042 043	0.138	0.433	6.299	5.118	4.331	4.3296 4.3282	0.354	5.512	F160	2.205
	0.138	0.433	7.874	6.496	5.118	5.1163 5.1147	0.433	6.496	F200	3.968
	0.157	0.512	9.842	8.465	7.087	7.0853 7.0837	0.551	8.465	F250	6.393

Brida Motor / Motor flange			
1	Dimensiones NEMA NEMA Dimensions		
	56 C	140 TC	180 TC
N	4.5	8.5	
M	5.88	7.25	
P	6.5	9	
D	0.625	0.875	1.125
LM 042	10.217	10.124	
LM 043	12.638	-	



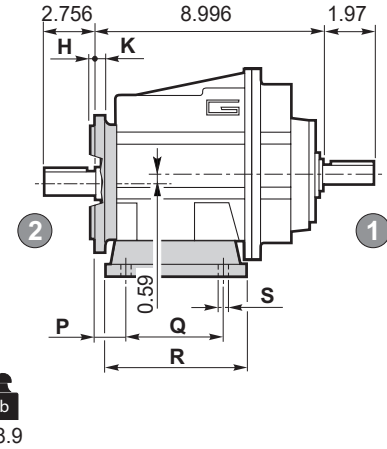
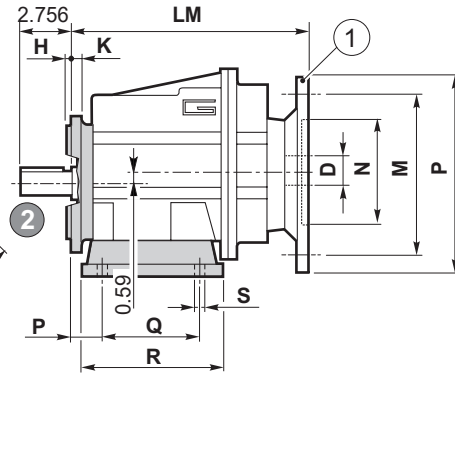
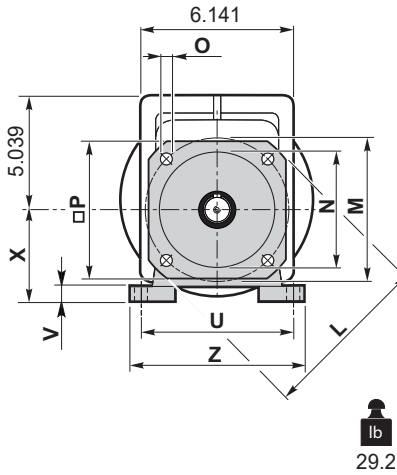
Dimensiones

Dimensions

CMG 042 H../F.. - CMG 043 H../F..

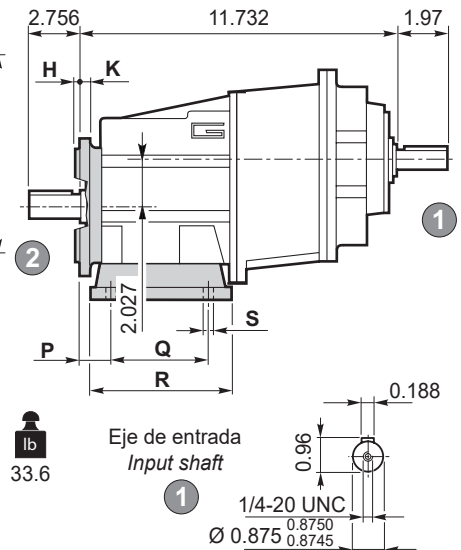
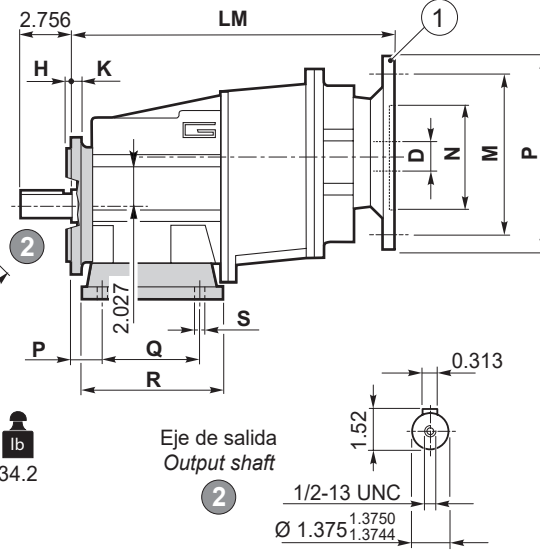
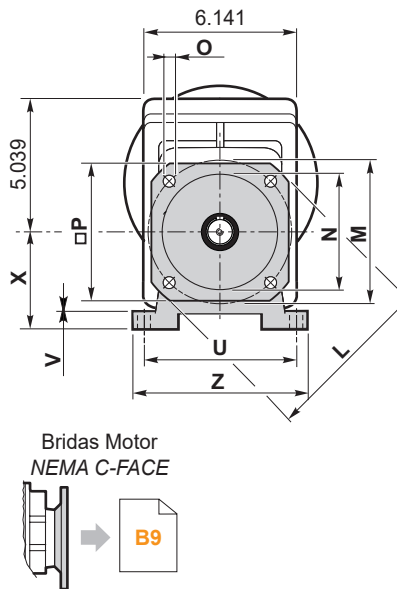
CMG 042 H../F..

CMGIS 042 H../F..



CMG 043 H../F..

CMGIS 043 H../F..



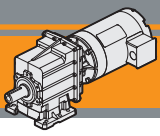
		Versión F / F Version							Brida / Flange		
CMG	CMGIS	H	K	L	M	N	O	P	Tipo / Type	Peso / Weight [lb]	
042	043	0.138	0.433	6.299	5.118	4.331	4.3296 4.3282	0.354	5.512	F160	2.205
		0.138	0.433	7.874	6.496	5.118	5.1163 5.1147	0.433	6.496	F200	3.968
		0.157	0.512	9.842	8.465	7.087	7.0853 7.0837	0.551	8.465	F250	6.393

Brida Motor / Motor flange			
1	Dimensiones NEMA NEMA Dimensions		
	56 C	140 TC	180 TC
N	4.5		8.5
M	5.88		7.25
P	6.5		9
D	0.625	0.875	1.125
LM 042	10.217		10.124
LM 043	12.638		-

		Versión H / H Version								Combinaciones posibles H/F Possible combinations H/F				
CMG	CMGIS	P	Q	R	S	U	V	X	Z	Patas / Foot		F160	F200	F250
										Tipo / Type	Peso / Weight [lb]			
042	043	1.181	4.134	5.354	0.551	6.299	0.551	3.740	7.638	H95	3.307	•	•	
		1.181	3.937	5.905	0.433	5.905	0.551	4.331	7.283	H110	4.189	•	•	
		0.709	2.756			6.299						•	•	
		1.181	6.496	7.677	0.551	5.315	0.551	4.528	6.693	H115	4.850	•	•	•
		1.378	4.331	6.299	0.551	6.693	0.551	4.724	8.268	H120	5.732	•	•	•
		0.768	5.885	7.244	0.551	7.086	0.709	5.118	8.425	H130	6.390	•	•	•

Preferencial / Preferred

• Combinaciones posibles H/F / Possible combinations H/F



Note

 **TRANSTECNO SRL**
HEADQUARTERS
 Via Caduti di Sabbiano, 11/D-E
 40011 Anzola dell'Emilia (BO)
 ITALY
 T+39 051 64 25 811
 F +39 051 73 49 43
 sales@transtecno.com
 www.transtecno.com


TRANSTECNO®
 the modular gearmotor
 MEMBER OF INTERPUMP GROUP

CATALUNYA0920



 **HANGZHOU TRANSTECNO POWER TRANSMISSIONS CO LTD**
 No.4 Xiuyan Road Fengdu Industry Zone
 Pingyao Town Yuhang District
 Hangzhou City, Zhejiang Province
 311115 - CHINA
 T +86 571 86 92 02 60
 F +86 571 86 92 18 10
 info-china@transtecno.cn
 www.transtecno.cn

 **MA TRANSTECNO S.A.P.I. DE C.V.**
 Av. Mundial # 176, Parque Industrial
 JM Apodaca, Nuevo León,
 C.P. 66600 - MÉXICO
 T +52 8113340920
 info@transtecno.com.mx
 www.transtecno.com.mx

 **TRANSTECNO IBÉRICA**
THE MODULAR GEARMOTOR, S.A.
 C/Enginy, 2 Nave 6
 08850 Gavà (Barcelona) - SPAIN
 T +34 931 598 950
 info@transtecno.es
 www.transtecno.es

 **TRANSTECNO B.V.**
 De Stuwdam,43
 3815 KM Amersfoort - NETHERLANDS
 T +31(0) 33 45 19 505
 F +31(0) 33 45 19 506
 info@transtecno.nl
 www.transtecno.nl

 **TRANSTECNO AANDRIJFTECHNIEK B.V.**
 De Stuwdam 43
 3815 KM Amersfoort - NETHERLANDS
 T +31 (0) 33 20 4 7 006
 info@transtecnoaandrijftechnik.nl
 www.transtecnoaandrijftechnik.nl

 **TRANSTECNO USA**
 8 Creek Parkway,
 Boothwyn PA 19061-8136
 UNITED STATES
 T + 1 (610) 4970154
 F +1 (610) 497 6085
 14561 Fryelands Blvd SE
 Monroe, WA 98272 - UNITED STATES
 T +1 360-863-1300
 F +1 360-863-1303
 usaoffice@transtecno.com
 www.transtecno.com

 **TRANSTECNO CANADA**
 51 B Caldari Road Unit 10
 Vaughan, ON L4K 4G3 - CANADA
 T +1 905 761 0762
 F +1 905 761 9265
 canadaoffice@transtecno.com
 www.transtecno.com

 **TRANSTECNO CHILE-PERU**
 Av. Los Libertadores 41
 Parque Industrial - Los Libertadores 16.500
 Santiago, Colina - CHILE
 T +56 2 29633870
 Carretera Panamericana Sur KM 29.5,
 Interior I-3, Z.I. Lurin - PERU
 T +51 1 3546259 / +51 1 3434231
 chileoffice@transtecno.com
 www.transtecno.com

 **SALES OFFICE BRAZIL**
 Rua Dr. Freire Alemão 155 / 402 - CEP. 90450-060
 Auxiliadora Porto Alegre RS - BRAZIL
 T +55 51 3251 5447
 F +55 51 3251 5447
 M +55 51 811 45 962
 braziloffice@transtecno.com
 www.transtecno.com.br

 **SALES OFFICE OCEANIA**
 44 Northview drive, Sunshine west 3020
 Victoria - AUSTRALIA
 T +61 03 9312 4722
 F +61 03 9312 4714
 M +61 0438060997
 oceaniaoffice@transtecno.com
 www.transtecno.com.au

 **SALES OFFICE INDIA**
 Woodbine 2003/04, Everest World
 Kolshet Road, Thane west Mumbai 400607
 INDIA
 T +91 982 061 46 98
 indiaoffice@transtecno.com
 www.transtecno.com

 **SALES OFFICE SOUTH KOREA**
 410-7. Samrae-eup, Wanju-goon, Chonbuk 55332
 SOUTH KOREA
 T +82 70 8867 8897
 F +82 504 199 2107
 M +82 10 5094 2107
 koreaoffice@transtecno.com
 www.transtecno.com