

**TRANSTECNO**<sup>®</sup>  
the modular gearmotor


**CMG**

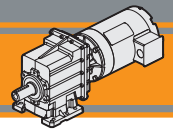


**60Hz**

**Motorreductores a engranajes cilíndricos**  
**Helical in-line gearmotors**

**Nema**



**Índice**

Características técnicas  
Clasificación  
Sentidos de rotación  
Nomenclatura  
Lubricación  
Cargas radiales  
Datos técnicos  
Dimensiones

**Index**

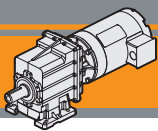
*Technical features*  
*Classification*  
*Direction of rotation*  
*Symbols*  
*Lubrication*  
*Radial loads*  
*Technical data*  
*Dimensions*

Pág.  
Page

**B2**  
**B2**  
**B3**  
**B3**  
**B4**  
**B4**  
**B5**  
**B16**

Esta sección substituye y anula las ediciones y revisiones previas. Si usted obtiene este catálogo a través de canales de distribución no autorizados o fuera de nuestro control, la versión en vigor no estará garantizada. **En todo caso, la versión más actualizada está disponible en nuestra página de internet [www.transtecno.com](http://www.transtecno.com)**

*This section replaces any previous edition and revision. If you obtained this catalogue other than through controlled distribution channels, the most up to date content is not guaranteed. **In this case the latest version is available on our web site [www.transtecno.com](http://www.transtecno.com)***



**Características técnicas**

**Technical features**

Los reductores de la serie CMG son caracterizados por un elevado grado de modularidad: partiendo de un cuerpo base, es posible configurarlo de acuerdo a las exigencias, con brida o base.

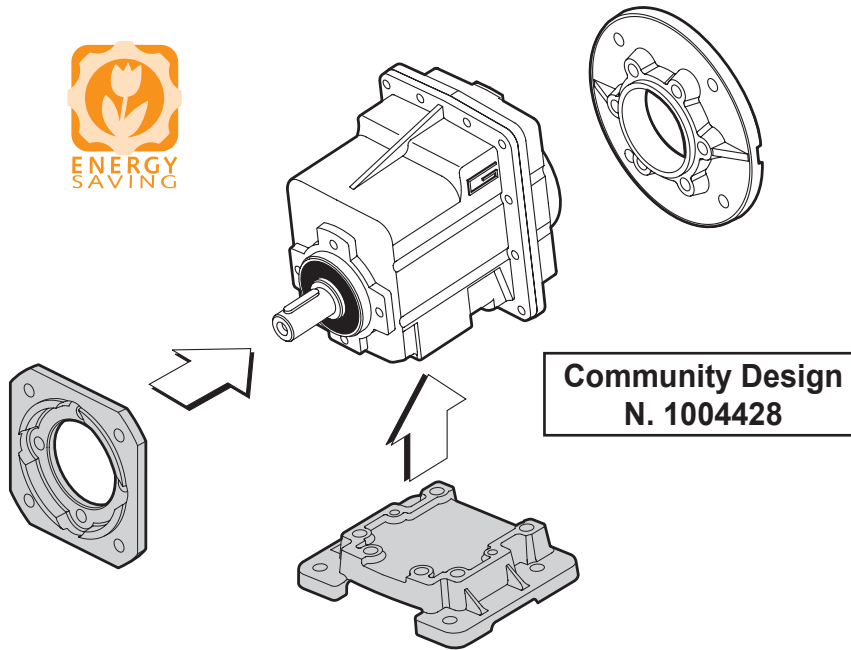
The high degree of modularity is a design feature of CMG helical gearboxes range. It is possible to set up the version required using flanges or feet.

Características comunes para toda la serie:

The main features of CMG range are:

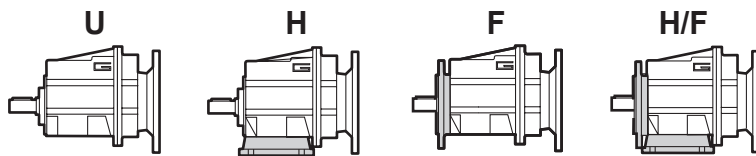
- Cuerpo y bridas de entrada en inyección de aluminio
- Bidas de salida y base en fierro vaciado;
- Engranajes siempre rectificadas;
- Lubricación permanente con aceite sintético.

- Die-cast aluminum housings and input flanges.
- Cast iron feet and output flanges;
- Ground-hardened helical gears;
- Permanent synthetic oil long-life lubrication.

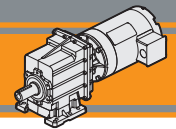


**Clasificación**

**Classification**

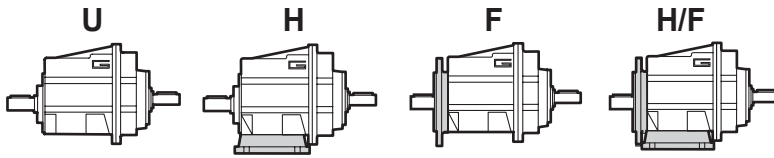


REDUCTOR / GEARBOX						
CMG	01	2	H65	9.81	D1.0	56C
Tipo Type	Tamaño Size	Etapas Stages	Versión Version	Relación de reducción Ratio	Eje de salida Output shaft	
CMG	00 01 02 03 04	2 3	U H F... H/F...	ver tablas see tables	ver tablas see tables	56C 140TC 180TC 210TC



Clasificación

Classification




CMG

REDUCTOR / GEARBOX					
CMGIS	01	2	U	9.81	D1.0
Tipo Type	Tamaño Size	Etapas Stages	Versión Version	Relación de reducción Ratio	Eje de salida Output shaft
CMGIS	00 01 02 03 04	2 3	U H F... H/F...	ver tablas see tables	ver tablas see tables

MOTOR / MOTOR					
1 hp / 0.75kW	4p	3ph	220/440V	60Hz	T1
Potencia Power	Polos Poles	Fases Phases	Tensión Voltage	Frecuencia Frequency	Posición caja de bornes Terminal box pos.
ver tablas see tables	2p 4p 6p 8p	1ph 3ph	230V 230/400V - 220/440V	50Hz 60Hz	

Sentidos de rotación

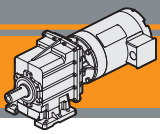
Direction of rotation



Nomenclatura

Symbols

- $n_1$  [rpm] Velocidad de entrada / *Input speed*
- $n_2$  [rpm] Velocidad de salida / *Output speed*
- $i$  Relación de reducción / *Ratio*
- $P_1$  [hp] Potencia en la entrada / *Input power*
- $M_2$  [lb·in] Par en la salida en función de  $P_1$  / *Output torque referred to  $P_1$*
- $P_{n1}$  [hp] Potencia nominal en la entrada / *Nominal input power*
- $M_{n2}$  [lb·in] Par nominal en la salida en función de  $P_{n1}$  / *Nominal output torque referred to  $P_{n1}$*
- $sf$  Rendimiento dinámico / *Service factor*
- $R_1$  [lb] Carga radial permitida a la entrada / *Permitted input radial load*
- $A_1$  [lb] Carga axial permitida a la entrada / *Permitted input axial load*
- $R_2$  [lb] Carga radial admisible en la salida / *Maximum output radial load*
- $A_2$  [lb] Carga axial admisible en la salida / *Maximum output axial load*



**Lubricación**

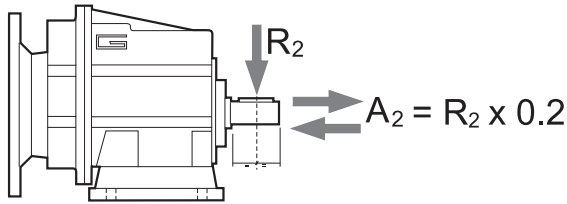
**Lubrication**

Todos los reductores de los tamaños 00, 01, 02, 03 y 04 son previamente lubricados con aceite sintético con grado de viscosidad 320, por lo tanto, pueden ser instalados en cualquier posición de montaje y no requieren mantenimiento.

*Permanent synthetic oil long-life lubrication (viscosity grade 320) makes it possible to use sizes 00, 01, 02, 03 and 04 in all mounting positions; for this reason they can be installed in any assembly position and do not require maintenance.*

**Cargas radiales**

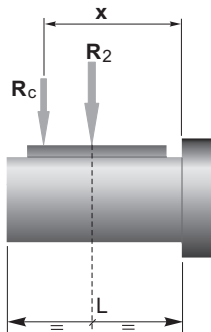
**Radial loads**



n <sub>2</sub> [rpm]	R <sub>2</sub> [lb]				
	CMG 00	CMG 01	CMG 02	CMG 03	CMG 04
700	93	172	344	447	535
600	98	181	362	470	563
500	104	192	384	500	598
400	113	207	414	538	644
250	132	242	484	630	754
180	147	297	574	747	876
150	168	316	610	793	954
120	181	367	779	855	1028
100	215	414	828	1013	1177
80	232	446	892	1133	1347
60	255	491	982	1248	1482
40	292	562	1124	1461	1798
10	292	562	1124	1461	1798

Cuando la carga radial no se aplica en el punto medio del eje, es necesario calcular la carga efectiva a través la siguiente fórmula:

*When the radial load is not applied on the centre line of the shaft it is necessary to calculate the effective load with the following formula:*

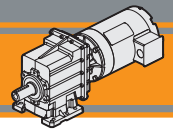


	CMG 00	CMG 01	CMG 02	CMG 03	CMG 04
<b>a</b>	2.874	0.394	4.606	5.197	5.905
<b>b</b>	2.087	3.307	3.622	4.016	4.528
<b>R<sub>2MAX</sub></b>	292	562	1124	1461	1798

$$R_c = \frac{R_2 \cdot a}{(b+x)} \leq R_{2MAX}$$

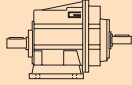
$$R \leq R_c$$

a, b = valores dados en la tabla  
a, b = values given in the table



Datos técnicos

Technical data

	i	Mn <sub>2</sub> [lb·in]	n <sub>1</sub> = 1750 rpm		
			n <sub>2</sub> [rpm]	Pn <sub>1</sub> [hp]	NEMA Motores aplicables NEMA Motor adapters 56 C
<b>CMG 002</b>					
	5.03	354	<b>348</b>	2.04	
	6.10	354	<b>287</b>	1.68	
	7.49	354	<b>234</b>	1.37	
	8.99	442	<b>195</b>	1.42	
	10.16	442	<b>172</b>	1.26	
	12.07	442	<b>145</b>	1.06	
	13.40	619	<b>131</b>	1.34	
	15.14	619	<b>116</b>	1.18	
	18.17	619	<b>96.3</b>	0.99	
	21.58	619	<b>81.1</b>	0.83	
	23.51	619	<b>74.4</b>	0.76	
	25.10	619	<b>69.7</b>	0.71	
	27.08	619	<b>64.6</b>	0.66	
	32.49	619	<b>53.9</b>	0.55	
	42.04	619	<b>41.6</b>	0.43	
	44.89	619	<b>39.0</b>	0.40	
	48.86	619	<b>35.8</b>	0.37	
	55.10	619	<b>31.8</b>	0.33	

NOTA

Las áreas resaltadas indican el tamaño de carcasa del motor correspondiente.

NOTE

Highlighted áreas indicate the motor input flange available on each gearbox size.



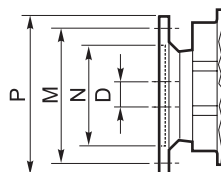
\* = Pn<sub>1</sub> es la potencia mecánica. La potencia aplicable resulta reducida por el factor térmico. Para más detalles consultar con nuestro servicio técnico



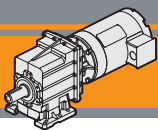
\* = The service factor (sf) has to be selected depending on application: please contact our Technical Department.

Antes de seleccionar cualquier reductor, favor de revisar los valores de desempeño en las páginas B10 a la B19.

Before selecting any gearbox, please read the performance values shown in the tables on page B10 to B19.

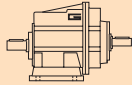


Dimensiones NEMA/ NEMA Dimensions	
	<b>56 C</b>
<b>N</b>	4.5
<b>M</b>	5.88
<b>P</b>	6.5
<b>D</b>	0.625



**Datos técnicos**

**Technical data**

	i	Mn <sub>2</sub> [lb·in]	n <sub>1</sub> = 1750 rpm		
			n <sub>2</sub> [rpm]	Pn <sub>1</sub> [hp]	NEMA Motores aplicables NEMA Motor adapters
					56 C      140 TC
<b>CMG 012</b>					
	3.82	531	<b>458</b>	4.02	
	4.63	531	<b>378</b>	3.32	
	5.69	531	<b>308</b>	2.70	
	7.72	708	<b>227</b>	2.65	
	9.17	708	<b>191</b>	2.23	
	9.81	708	<b>178</b>	2.09	
	11.50	885	<b>152</b>	2.23	
	11.90	885	<b>147</b>	2.15	
	13.80	1062	<b>127</b>	2.23	
	14.62	1062	<b>120</b>	2.10	
	17.86	1062	<b>98.0</b>	1.72	
	19.07	1062	<b>91.8</b>	1.61	
	19.83	1062	<b>88.2</b>	1.55	
	23.56	1062	<b>74.3</b>	1.30	
	29.56	1062	<b>59.2</b>	1.04	
	35.47	1062	<b>49.3</b>	0.87	*
	45.89	1062	<b>38.1</b>	0.67	*
	49.00	1062	<b>35.7</b>	0.63	*
	53.33	1062	<b>32.8</b>	0.58	*
	60.15	1062	<b>29.1</b>	0.51	*

<b>CMG 013</b>					
	63.22	1062	<b>27.7</b>	0.50	*
	75.08	1062	<b>23.3</b>	0.42	*
	89.17	1062	<b>19.6</b>	0.35	*
	113.05	1062	<b>15.5</b>	0.28	*
	134.27	1062	<b>13.0</b>	0.23	*
	173.72	1062	<b>10.1</b>	0.18	*
	202.16	1062	<b>8.7</b>	0.16	*
	261.57	1062	<b>6.7</b>	0.12	*
	304.00	1062	<b>5.8</b>	0.10	*
	393.33	1062	<b>4.4</b>	0.08	*
	443.59	1062	<b>3.9</b>	0.07	*

**NOTA**

Las áreas resaltadas indican el tamaño de carcasa del motor correspondiente.

**NOTE**

Highlighted áreas indicate the motor input flange available on each gearbox size.



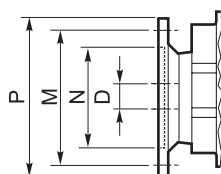
\* = Pn<sub>1</sub> es la potencia mecánica. La potencia aplicable resulta reducida por el factor térmico. Para más detalles consultar con nuestro servicio técnico



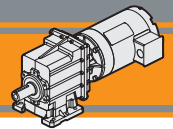
\* = The service factor (sf) has to be selected depending on application: please contact our Technical Department.

Antes de seleccionar cualquier reductor, favor de revisar los valores de desempeño en las páginas B10 a la B19.

Before selecting any gearbox, please read the performance values shown in the tables on page B10 to B19.

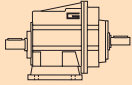


Dimensiones NEMA/ NEMA Dimensions		
	56 C	140 TC
<b>N</b>		4.5
<b>M</b>		5.88
<b>P</b>		6.5
<b>D</b>	0.625	0.875



Datos técnicos

Technical data

	i	Mn <sub>2</sub> [lb·in]	n <sub>1</sub> = 1750 rpm		
			n <sub>2</sub> [rpm]	Pn <sub>1</sub> [hp]	NEMA Motores aplicables NEMA Motor adapters
					56 C      140 TC
<b>CMG 022</b>					
	3.66	885	479	7.00	
	4.43	885	395	5.77	
	5.45	885	321	4.70	
	7.39	1062	237	4.16	
	8.78	1062	199	3.50	
	9.93	1062	176	3.09	
	11.01	1770	159	4.65	
	12.05	1770	145	4.25	
	13.21	1416	132	3.10	
	14.81	1770	118	3.46	
	17.10	1150	102	1.95	
	20.08	1770	87.1	2.55	
	23.85	1770	73.4	2.15	
	29.93	1770	58.5	1.71	
	35.91	1770	48.7	1.43	
	46.46	1770	37.7	1.10	
	49.61	1770	35.3	1.03	
	54.00	1770	32.4	0.95	
	60.90	1770	28.7	0.84	

<b>CMG 023</b>					
	64.01	1770	27.3	0.82	*
	76.02	1770	23.0	0.69	*
	90.29	1770	19.4	0.58	*
	114.46	1770	15.3	0.46	*
	135.95	1770	12.9	0.38	*
	175.89	1770	9.9	0.30	*
	204.69	1770	8.5	0.26	*
	264.84	1770	6.6	0.20	*
	307.80	1770	5.7	0.17	*
	398.25	1770	4.4	0.13	*
	449.14	1770	3.99	0.12	*

NOTA  
Las áreas resaltadas indican el tamaño de carcasa del motor correspondiente.

NOTE  
Highlighted áreas indicate the motor input flange available on each gearbox size.



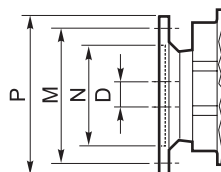
\* = Pn<sub>1</sub> es la potencia mecánica. La potencia aplicable resulta reducida por el factor térmico. Para más detalles consultar con nuestro servicio técnico



\* = The service factor (sf) has to be selected depending on application: please contact our Technical Department.

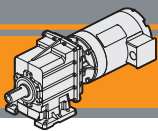
Antes de seleccionar cualquier reductor, favor de revisar los valores de desempeño en las páginas B10 a la B19.

Before selecting any gearbox, please read the performance values shown in the tables on page B10 to B19.



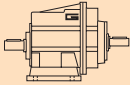
Dimensiones NEMA/ NEMA Dimensions		
	56 C	140 TC
N		4.5
M		5.88
P		6.5
D	0.625	0.875





**Datos técnicos**


**Technical data**


	i	Mn <sub>2</sub> [lb·in]	n <sub>1</sub> = 1750 rpm				
			n <sub>2</sub> [rpm]	Pn <sub>1</sub> [hp]	NEMA Motores aplicables NEMA Motor adapters		
					56 C	140 TC	180 TC
<b>CMG 032</b>							
	3.74	1327	468	10.26			
	4.50	1327	389	8.52			
	5.48	1327	319	7.00			
	6.31	1593	277	7.30			
	7.93	1593	221	5.81			
	9.08	1593	193	5.08			
	10.93	1593	160	4.22			
	12.60	2212	139	5.08			
	13.30	2212	132	4.81			
	15.30	2478	114	4.68			
	18.21	2124	96.1	3.37			
	19.24	2478	91.0	3.73			
	21.15	2124	82.7	2.90			
	24.99	2655	70.0	3.07			
	30.57	2655	57.2	2.51		*	
	34.20	2655	51.2	2.25		*	
	38.63	2655	45.3	1.99		*	
	44.18	2655	39.6	1.74		*	
	51.30	2655	34.1	1.50		*	
	60.80	2655	28.8	1.26		*	

<b>CMG 033</b>						
	72.83	2655	24.0	1.08		
	97.45	2655	18.0	0.80		*
	115.74	2655	15.1	0.68		*
	140.81	2655	12.4	0.56		*
	174.26	2655	10.0	0.45		*
	225.47	2655	7.8	0.35		*
	262.05	2655	6.7	0.30		*
	325.79	2655	5.4	0.24		*
	378.64	2655	4.6	0.21		*
	427.03	2655	4.1	0.18		*

NOTA  
Las áreas resaltadas indican el tamaño de carcasa del motor correspondiente.

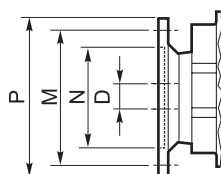
NOTE  
Highlighted areas indicate the motor input flange available on each gearbox size.

 \* = Pn<sub>1</sub> es la potencia mecánica. La potencia aplicable resulta reducida por el factor térmico. Para más detalles consultar con nuestro servicio técnico

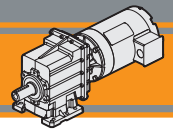
 \* = The service factor (sf) has to be selected depending on application: please contact our Technical Department.

Antes de seleccionar cualquier reductor, favor de revisar los valores de desempeño en las páginas B10 a la B19.

Before selecting any gearbox, please read the performance values shown in the tables on page B10 to B19.

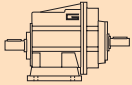


Dimensiones NEMA/ NEMA Dimensions			
	56 C	140 TC	180 TC
N		4.5	8.5
M		5.88	7.25
P		6.5	9
D	0.625	0.875	1.125



Datos técnicos

Technical data

	i	Mn <sub>2</sub> [lb·in]	n <sub>1</sub> = 1750 rpm				
			n <sub>2</sub> [rpm]	Pn <sub>1</sub> [hp]	NEMA Motores aplicables NEMA Motor adapters		
					56 C	140 TC	180 TC
<b>CMG 042</b>							
	3.74	2035	468	15.73			
	4.50	2035	389	13.07			
	5.48	2035	319	10.74			
	6.31	2301	277	10.55			
	7.93	2301	221	8.39			
	9.08	2478	193	7.90			
	10.93	2478	160	6.56			
	12.60	3097	139	7.11			
	13.30	3097	132	6.74			
	15.30	3717	114	7.03			
	19.24	3717	91.0	5.59			
	24.99	4425	70.0	5.12			
	30.57	4425	57.2	4.19			
	34.20	4425	51.2	3.74			
	38.63	4425	45.3	3.31			
	44.18	4425	39.6	2.90			
	51.30	4425	34.1	2.49		*	
	60.80	4248	28.8	2.02		*	

<b>CMG 043</b>						
	72.83	4425	24.0	1.79		
	97.45	4425	18.0	1.34		
	115.74	4425	15.1	1.13		
	140.81	4425	12.4	0.93		
	174.26	4425	10.0	0.75		*
	225.47	4425	7.8	0.58		*
	262.05	4425	6.7	0.50		*
	325.79	4425	5.4	0.40		*
	378.64	4425	4.6	0.35		*
	427.03	4425	4.1	0.31		*

NOTA

Las áreas resaltadas indican el tamaño de carcasa del motor correspondiente.

NOTE

Highlighted áreas indicate the motor input flange available on each gearbox size.



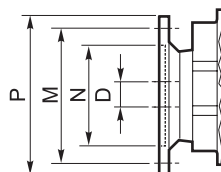
\* = Pn<sub>1</sub> es la potencia mecánica. La potencia aplicable resulta reducida por el factor térmico. Para más detalles consultar con nuestro servicio técnico



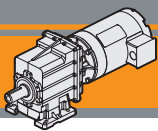
\* = The service factor (sf) has to be selected depending on application: please contact our Technical Department.

Antes de seleccionar cualquier reductor, favor de revisar los valores de desempeño en las páginas B10 a la B19.

Before selecting any gearbox, please read the performance values shown in the tables on page B10 to B19.



Dimensiones NEMA/ NEMA Dimensions			
	56 C	140 TC	180 TC
N		4.5	8.5
M		5.88	7.25
P		6.5	9
D	0.625	0.875	1.125



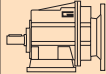

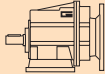

**CMG**

Motorreductores a engranajes cilíndricos  
Helical in-line gearmotors

**Nema 60 Hz**

**Datos técnicos**

**Technical data**

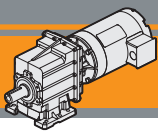
P <sub>1</sub> [hp]	n <sub>2</sub> [rpm]	M <sub>2</sub> [lb·in]	sf	AGMA	i			P <sub>1</sub> [hp]	n <sub>2</sub> [rpm]	M <sub>2</sub> [lb·in]	sf	AGMA	i					
<b>0.16 hp</b>								<b>0.16 hp</b>										
0.12 kW (1750 rpm)	348	28	12.7	III	5.03	<b>CMG002</b>	<b>56C</b>	0.12 kW (1750 rpm)	27	347	5.1	III	64.01	<b>CMG023</b>	<b>56C</b>			
	287	34	10.5	III	6.10			23	412	4.3	III	76.02						
	234	41	8.5	III	7.49			19	489	3.6	III	90.29						
	195	50	8.9	III	8.99			15	620	2.9	III	114.46						
	172	56	7.9	III	10.16			13	736	2.4	III	135.95						
	145	67	6.6	III	12.07			10	953	1.9	II	175.89						
	131	74	8.4	III	13.40			8.5	1109	1.6	II	204.69						
	116	84	7.4	III	15.14			6.6	1434	1.2	I	264.84						
	96	101	6.2	III	18.17			5.7	1667	1.1	I	307.80						
	81	119	5.2	III	21.58			4.4	2157	0.8	I	398.25						
	74	130	4.8	III	23.51			3.9	2157	0.8	I	449.14						
	70	139	4.5	III	25.10													
	64	150	4.1	III	27.08													
	54	180	3.4	III	32.49													
	42	233	2.7	III	42.04													
	39	248	2.5	III	44.89													
	36	270	2.3	III	48.86													
	32	305	2.0	III	55.10													
	458	21	25.1	III	3.82			<b>CMG012</b>	<b>56C</b>	7.8	1221	3.6	III			225.47	<b>CMG043</b>	<b>56C</b>
	378	26	20.7	III	4.63					6.7	1419	3.1	III			262.05		
	308	31	16.9	III	5.69					5.4	1765	2.5	III			325.79		
	227	43	16.6	III	7.72					4.6	2051	2.2	III			378.64		
	191	51	14.0	III	9.17					4.1	2313	1.9	II			427.03		
	178	54	13.0	III	9.81													
	152	64	13.9	III	11.50													
	147	66	13.4	III	11.90													
	127	76	13.9	III	13.80													
	120	81	13.1	III	14.62													
	98	99	10.8	III	17.86													
	92	105	10.1	III	19.07													
	88	110	9.7	III	19.83													
	74	130	8.2	III	23.56													
59	163	6.5	III	29.56														
49	196	5.4	III	35.47														
38	254	4.2	III	45.89														
36	271	3.9	III	49.00														
33	295	3.6	III	53.33														
29	333	3.2	III	60.15														
28	342	3.1	III	63.22	<b>CMG013</b>	<b>56C</b>	32	476	1.3	I	55.10							
23	407	2.6	III	75.08														
20	483	2.2	III	89.17														
15	612	1.7	II	113.05														
13	727	1.5	II	134.27														
10	941	1.1	I	173.72														
8.7	1095	1.0	I	202.16														
6.7	1330	0.8	I	261.57														
5.8	1330	0.8	I	304.00														
4.4	1330	0.8	I	393.33														
3.9	1330	0.8	I	443.59														

**0.25 hp**

0.18 kW (1750 rpm)	348	43	8.1	III	5.03	<b>CMG002</b>	<b>56C</b>
	287	53	6.7	III	6.10		
	234	65	5.5	III	7.49		
	195	78	5.7	III	8.99		
	172	88	5.0	III	10.16		
	145	104	4.2	III	12.07		
	131	116	5.4	III	13.40		
	116	131	4.7	III	15.14		
	96	157	3.9	III	18.17		
	81	187	3.3	III	21.58		
	74	203	3.0	III	23.51		
	70	217	2.9	III	25.10		
	65	234	2.6	III	27.08		
	54	281	2.2	III	32.49		
	42	363	1.7	II	42.04		
	39	388	1.6	II	44.89		
36	422	1.5	II	48.86			
32	476	1.3	I	55.10			

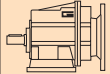

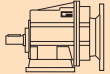

Verificar que el par M<sub>2</sub> utilizado no exceda el valor indicado en la casilla en gris.  
Please check that the output torque M<sub>2</sub> does not exceed the value in the grey areas.

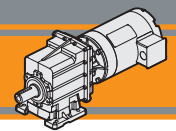




**Datos técnicos**

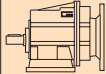

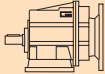

**Technical data**

P <sub>1</sub> [hp]	n <sub>2</sub> [rpm]	M <sub>2</sub> [lb·in]	sf	AGMA	i			P <sub>1</sub> [hp]	n <sub>2</sub> [rpm]	M <sub>2</sub> [lb·in]	sf	AGMA	i					
<b>0.33 hp</b>								<b>0.5 hp</b>										
0.22 kW (1750 rpm)	24	814	3.3	III	72.83	<b>CMG033</b>	<b>56C</b>	0.37 kW (1750 rpm)	28	1070	1.0	I	63.22	<b>CMG013</b>	<b>56C</b>			
	18	1089	2.4	III	97.45		<b>56C</b>		23	1271	0.8	I	75.08		<b>56C</b>			
	15	1293	2.1	III	115.74		<b>56C</b>		58	517	3.4	III	29.93	<b>CMG022</b>	<b>56C</b>			
	12	1573	1.7	II	140.81		<b>56C</b>			621	2.9	III	35.91		<b>56C</b>			
	10	1947	1.4	I	174.26		<b>56C</b>			803	2.2	III	46.46		<b>56C</b>			
	7.8	2519	1.1	I	225.47		<b>56C</b>			858	2.1	III	49.61		<b>56C</b>			
	6.7	2927	0.9	I	262.05	<b>56C</b>	933			1.9	II	54.00	<b>56C</b>					
							1045			1.7	II	60.90	<b>56C</b>					
							<b>CMG043</b>		<b>56C</b>	27	1083	1.6	II	64.01	<b>CMG023</b>	<b>56C</b>		
	12	1573	2.8	III	140.81	<b>56C</b>			1287		1.4	I	76.02	<b>56C</b>				
10	1947	2.3	III	174.26	<b>56C</b>	1528		1.2	I		90.29	<b>56C</b>						
7.8	2519	1.8	II	225.47	<b>56C</b>	1937		0.9	I		114.46	<b>56C</b>						
6.7	2927	1.5	II	262.05	<b>56C</b>	34		887	3.0		III	51.30	<b>CMG032</b>	<b>56C</b>				
5.4	3639	1.2	I	325.79	<b>56C</b>			1051	2.5		III	60.80		<b>56C</b>				
4.6	4230	1.0	I	378.64	<b>56C</b>			24	1233		2.2	III		72.83		<b>CMG033</b>	<b>56C</b>	
4.1	4770	0.9	I	427.03	<b>56C</b>				18		1649	1.6		II			97.45	<b>56C</b>
									15		1959	1.4		I			115.74	<b>56C</b>
									12		2383	1.1		I			140.81	<b>56C</b>
						10	2950		0.9	I	174.26	<b>56C</b>						
						24	1233		3.6	III	72.83	<b>CMG043</b>	<b>56C</b>					
<b>0.5 hp</b>								<b>0.75 hp</b>										
0.37 kW (1750 rpm)	348	87	4.1	III	5.03	<b>CMG002</b>	<b>56C</b>	0.55 kW (1750 rpm)	348	130	2.7		III	5.03	<b>CMG002</b>	<b>56C</b>		
	287	105	3.4	III	6.10		<b>56C</b>		287	158	2.2		III	6.10		<b>56C</b>		
	234	129	2.7	III	7.49		<b>56C</b>		234	194	1.8		II	7.49		<b>56C</b>		
	195	155	2.8	III	8.99		<b>56C</b>		195	233	1.9		II	8.99		<b>56C</b>		
	172	176	2.5	III	10.16		<b>56C</b>		172	263	1.7		II	10.16		<b>56C</b>		
	145	209	2.1	III	12.07		<b>56C</b>		145	313	1.4		II	12.07		<b>56C</b>		
	131	232	2.7	III	13.40		<b>56C</b>		131	347	1.8		II	13.40		<b>56C</b>		
	116	262	2.4	III	15.14		<b>56C</b>		116	393	1.6		II	15.14		<b>56C</b>		
	96	314	2.0	II	18.17		<b>56C</b>		96	471	1.3	I	18.17	<b>56C</b>				
	81	373	1.7	II	21.58		<b>56C</b>		81	560	1.1	I	21.58	<b>56C</b>				
	74	406	1.5	II	23.51	<b>56C</b>	74		610	1.0	I	23.51	<b>56C</b>					
	70	434	1.4	II	25.10	<b>56C</b>	70		651	1.0	I	25.10	<b>56C</b>					
	65	468	1.3	I	27.08	<b>56C</b>	65		702	0.9	I	27.08	<b>56C</b>					
	54	562	1.1	I	32.49	<b>56C</b>												
	42	727	0.9	I	42.04	<b>56C</b>												
							<b>CMG012</b>		<b>56C</b>									
	458	66	8.0	III	3.82	<b>56C</b>												
	378	80	6.6	III	4.63	<b>56C</b>												
	308	98	5.4	III	5.69	<b>56C</b>												
	227	133	5.3	III	7.72	<b>56C</b>												
191	158	4.5	III	9.17	<b>56C</b>													
178	170	4.2	III	9.81	<b>56C</b>													
152	199	4.5	III	11.50	<b>56C</b>													
147	206	4.3	III	11.90	<b>56C</b>													
127	239	4.5	III	13.80	<b>56C</b>													
120	253	4.2	III	14.62	<b>56C</b>													
98	309	3.4	III	17.86	<b>56C</b>													
92	330	3.2	III	19.07	<b>56C</b>													
88	343	3.1	III	19.83	<b>56C</b>													
74	407	2.6	III	23.56	<b>56C</b>													
59	511	2.1	III	29.56	<b>56C</b>													
49	613	1.7	II	35.47	<b>56C</b>													
38	793	1.3	I	45.89	<b>56C</b>													
36	847	1.3	I	49.00	<b>56C</b>													
33	922	1.2	I	53.33	<b>56C</b>													
29	1040	1.0	I	60.15	<b>56C</b>													

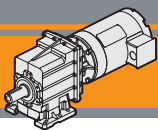


Datos técnicos

Technical data

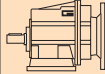

P <sub>1</sub> [hp]	n <sub>2</sub> [rpm]	M <sub>2</sub> [lb·in]	sf	AGMA	i			P <sub>1</sub> [hp]	n <sub>2</sub> [rpm]	M <sub>2</sub> [lb·in]	sf	AGMA	i		
<b>0.75 hp</b>								<b>1 hp</b>							
0.55 kW (1750 rpm)	458	99	5.4	III	3.82	CMG012	56C	0.75 kW (1750 rpm)	348	174	2.0	III	5.03	CMG002	56C
	378	120	4.4	III	4.63		56C		287	211	1.7	II	6.10		56C
	308	148	3.6	III	5.69		56C		234	259	1.4	I	7.49		56C
	227	200	3.5	III	7.72		56C		195	311	1.4	II	8.99		56C
	191	238	3.0	III	9.17		56C		172	351	1.3	I	10.16		56C
	178	254	2.8	III	9.81		56C		145	417	1.1	I	12.07		56C
	152	298	3.0	III	11.50		56C		131	463	1.3	I	13.40		56C
	147	309	2.9	III	11.90		56C		116	523	1.2	I	15.14		56C
	127	358	3.0	III	13.80		56C		96	628	1.0	I	18.17		56C
	120	379	2.8	III	14.62		56C		81	746	0.8	I	21.58		56C
	98	463	2.3	III	17.86		56C								
	92	494	2.1	III	19.07		56C								
	88	514	2.1	III	19.83	56C	458		132	4.0	III	3.82	CMG012	56C-140TC	
	74	611	1.7	II	23.56	56C	378		160	3.3	III	4.63		56C-140TC	
	59	766	1.4	I	29.56	56C	308		197	2.7	III	5.69		56C-140TC	
	49	920	1.2	I	35.47	56C	227		267	2.7	III	7.72		56C-140TC	
	38	1190	0.9	I	45.89	56C	191		317	2.2	III	9.17		56C-140TC	
	36	1271	0.8	I	49.00	56C	178		339	2.1	III	9.81		56C-140TC	
							152		398	2.2	III	11.50		56C-140TC	
	87	521	3.4	III	20.08	CMG022	56C		147	412	2.2	III		11.90	56C-140TC
	73	618	2.9	III	23.85		56C		127	477	2.2	III		13.80	56C-140TC
	58	776	2.3	III	29.93		56C		120	506	2.1	III		14.62	56C-140TC
	49	931	1.9	II	35.91		56C		98	617	1.7	II		17.86	56C-140TC
	38	1205	1.5	II	46.46		56C		92	659	1.6	II		19.07	56C-140TC
	35	1286	1.4	I	49.61		56C		88	686	1.5	II	19.83	56C-140TC	
	32	1400	1.3	I	54.00		56C		74	814	1.3	I	23.56	56C-140TC	
	29	1581	1.1	I	60.90		56C		59	1022	1.0	I	29.56	56C-140TC	
									49	1226	0.9	I	35.47	56C-140TC	
	27	1625	1.1	I	64.01		CMG023		56C						
	23	1930	0.9	I	76.02				56C						
	57	793	3.3	III	30.57	CMG032			56C	102	591	1.9	II	17.10	CMG022
51	887	3.0	III	34.20	56C			87	694	2.5	III	20.08	56C-140TC		
45	1002	2.7	III	38.63	56C			73	825	2.1	III	23.85	56C-140TC		
40	1145	2.3	III	44.18	56C			58	1035	1.7	II	29.93	56C-140TC		
34	1330	2.0	II	51.30	56C			49	1241	1.4	II	35.91	56C-140TC		
29	1576	1.7	II	60.80	56C			38	1606	1.1	I	46.46	56C-140TC		
								35	1715	1.0	I	49.61	56C-140TC		
								32	1867	0.9	I	54.00	56C-140TC		
								29	1553	1.1	I	60.90	56C-140TC		
24	1849	1.4	II	72.83	CMG033		56C								
18	2474	1.1	I	97.45			56C								
15	2938	0.9	I	115.74			56C								
34	1330	3.3	III	51.30	CMG042	56C	57	1057	2.5	III	30.57	CMG032	56C-140TC		
29	1576	2.7	III	60.80		56C	51	1182	2.2	III	34.20		56C-140TC		
						45	1336	2.0	II	38.63	56C-140TC				
						40	1527	1.7	II	44.18	56C-140TC				
						34	1774	1.5	II	51.30	56C-140TC				
						29	2102	1.3	I	60.80	56C-140TC				
24	1849	2.4	III	72.83	CMG043	56C									
18	2474	1.8	II	97.45		56C									
15	2938	1.5	II	115.74		56C									
12	3575	1.2	I	140.81		56C	24	2465	1.1	I	72.83		CMG033	56C-140TC	
10	4424	1.0	I	174.26		56C									
						45	1336	3.3	III	38.63	CMG042	56C-140TC			
						40	1527	2.9	III	44.18		56C-140TC			
						34	1774	2.5	III	51.30		56C-140TC			
						29	2102	2.0	III	60.80		56C-140TC			

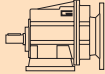

CMG



**Datos técnicos**

**Technical data**

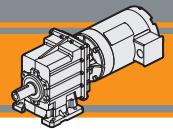
P <sub>1</sub> [hp]	n <sub>2</sub> [rpm]	M <sub>2</sub> [lb·in]	sf	AGMA	i		
<b>1 hp</b>							
0.75 kW (1750 rpm)	24	2465	1.8	II	72.83	<b>CMG043</b>	<b>56C-140TC</b>
	18	3299	1.3	I	97.45		<b>56C-140TC</b>
	15	3918	1.1	I	115.74		<b>56C-140TC</b>
	12	4767	0.9	I	140.81		<b>56C-140TC</b>

P <sub>1</sub> [hp]	n <sub>2</sub> [rpm]	M <sub>2</sub> [lb·in]	sf	AGMA	i			
<b>1.5 hp</b>								
1.1 kW (1750 rpm)	57	1585	2.8	III	30.57	<b>CMG042</b>	<b>56C-140TC</b>	
	51	1774	2.5	III	34.20		<b>56C-140TC</b>	
	45	2003	2.2	III	38.63		<b>56C-140TC</b>	
	40	2291	1.9	II	44.18		<b>56C-140TC</b>	
	34	2660	1.7	II	51.30		<b>56C-140TC</b>	
	29	3153	1.3	I	60.80		<b>56C-140TC</b>	
	24	3698	1.2	I	72.83		<b>CMG043</b>	<b>56C-140TC</b>
	18	4948	0.9	I	97.45			<b>56C-140TC</b>

<b>1.5 hp</b>							
1.1 kW (1750 rpm)	458	198	2.7	III	3.82	<b>CMG012</b>	<b>56C-140TC</b>
	378	240	2.2	III	4.63		<b>56C-140TC</b>
	308	295	1.8	II	5.69		<b>56C-140TC</b>
	227	400	1.8	II	7.72		<b>56C-140TC</b>
	191	475	1.5	II	9.17		<b>56C-140TC</b>
	178	509	1.4	I	9.81		<b>56C-140TC</b>
	152	596	1.5	II	11.50		<b>56C-140TC</b>
	147	617	1.4	II	11.90		<b>56C-140TC</b>
	127	716	1.5	II	13.80		<b>56C-140TC</b>
	120	758	1.4	II	14.62		<b>56C-140TC</b>
	98	926	1.1	I	17.86	<b>56C-140TC</b>	
	92	989	1.1	I	19.07	<b>56C-140TC</b>	
	88	1029	1.0	I	19.83	<b>56C-140TC</b>	
	74	1222	0.9	I	23.56	<b>56C-140TC</b>	
	479	190	4.7	III	3.66	<b>CMG022</b>	<b>56C-140TC</b>
	395	230	3.8	III	4.43		<b>56C-140TC</b>
	321	283	3.1	III	5.45		<b>56C-140TC</b>
	237	383	2.8	III	7.39		<b>56C-140TC</b>
	199	455	2.3	III	8.78		<b>56C-140TC</b>
	176	515	2.1	III	9.93		<b>56C-140TC</b>
159	571	3.1	III	11.01	<b>56C-140TC</b>		
145	625	2.8	III	12.05	<b>56C-140TC</b>		
132	685	2.1	III	13.21	<b>56C-140TC</b>		
118	768	2.3	III	14.81	<b>56C-140TC</b>		
102	887	1.3	I	17.10	<b>56C-140TC</b>		
87	1041	1.7	II	20.08	<b>56C-140TC</b>		
73	1237	1.4	II	23.85	<b>56C-140TC</b>		
58	1552	1.1	I	29.93	<b>56C-140TC</b>		
49	1862	1.0	I	35.91	<b>56C-140TC</b>		
114	793	3.1	III	15.30	<b>CMG032</b>	<b>56C-140TC</b>	
96	944	2.2	III	18.21		<b>56C-140TC</b>	
91	998	2.5	III	19.24		<b>56C-140TC</b>	
83	1097	1.9	II	21.15		<b>56C-140TC</b>	
70	1296	2.0	III	24.99		<b>56C-140TC</b>	
57	1585	1.7	II	30.57		<b>56C-140TC</b>	
51	1774	1.5	II	34.20		<b>56C-140TC</b>	
45	2003	1.3	I	38.63		<b>56C-140TC</b>	
40	2291	1.2	I	44.18		<b>56C-140TC</b>	
34	2660	1.0	I	51.30		<b>56C-140TC</b>	
29	3153	0.8	I	60.80	<b>56C-140TC</b>		

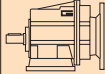

<b>2 hp</b>							
1.5 kW (1750 rpm)	458	264	2.0	III	3.82	<b>CMG012</b>	<b>56C-140TC</b>
	378	320	1.7	II	4.63		<b>56C-140TC</b>
	308	393	1.3	I	5.69		<b>56C-140TC</b>
	227	534	1.3	I	7.72		<b>56C-140TC</b>
	191	634	1.1	I	9.17		<b>56C-140TC</b>
	178	678	1.0	I	9.81		<b>56C-140TC</b>
	152	795	1.1	I	11.50		<b>56C-140TC</b>
	147	823	1.1	I	11.90		<b>56C-140TC</b>
	127	954	1.1	I	13.80		<b>56C-140TC</b>
	120	1011	1.1	I	14.62		<b>56C-140TC</b>
	98	1235	0.9	I	17.86	<b>56C-140TC</b>	
	92	1318	0.8	I	19.07	<b>56C-140TC</b>	
	479	253	3.5	III	3.66	<b>CMG022</b>	<b>56C-140TC</b>
	395	307	2.9	III	4.43		<b>56C-140TC</b>
	321	377	2.3	III	5.45		<b>56C-140TC</b>
	237	511	2.1	III	7.39		<b>56C-140TC</b>
	199	607	1.8	II	8.78		<b>56C-140TC</b>
	176	687	1.5	II	9.93		<b>56C-140TC</b>
	159	761	2.3	III	11.01		<b>56C-140TC</b>
	145	833	2.1	III	12.05		<b>56C-140TC</b>
132	914	1.5	II	13.21	<b>56C-140TC</b>		
118	1024	1.7	II	14.81	<b>56C-140TC</b>		
87	1388	1.3	I	20.08	<b>56C-140TC</b>		
73	1649	1.1	I	23.85	<b>56C-140TC</b>		
58	2069	0.9	I	29.93	<b>56C-140TC</b>		
221	548	2.9	III	7.93	<b>CMG032</b>	<b>56C-140TC</b>	
193	628	2.5	III	9.08		<b>56C-140TC</b>	
160	755	2.1	III	10.93		<b>56C-140TC</b>	
139	872	2.5	III	12.60		<b>56C-140TC</b>	
132	920	2.4	III	13.30		<b>56C-140TC</b>	
114	1058	2.3	III	15.30		<b>56C-140TC</b>	
96	1259	1.7	II	18.21		<b>56C-140TC</b>	
91	1330	1.9	II	19.24		<b>56C-140TC</b>	
83	1462	1.5	II	21.15		<b>56C-140TC</b>	
70	1728	1.5	II	24.99		<b>56C-140TC</b>	
57	2114	1.3	I	30.57	<b>56C-140TC</b>		
51	2365	1.1	I	34.20	<b>56C-140TC</b>		
45	2671	1.0	I	38.63	<b>56C-140TC</b>		
40	3054	0.9	I	44.18	<b>56C-140TC</b>		



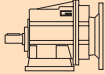



Datos técnicos

Technical data

P <sub>1</sub> [hp]	n <sub>2</sub> [rpm]	M <sub>2</sub> [lb·in]	sf	AGMA	i			
<b>2 hp</b>								
1.5 kW (1750 rpm)	91	1330	2.8	III	19.24	CMG042	56C-140TC	
	70	1728	2.6	III	24.99		56C-140TC	
	57	2114	2.1	III	30.57		56C-140TC	
	51	2365	1.9	II	34.20		56C-140TC	
	45	2671	1.7	II	38.63		56C-140TC	
	40	3054	1.4	II	44.18		56C-140TC	
	34	3547	1.2	I	51.30		56C-140TC	
	29	4204	1.0	I	60.80		56C-140TC	
	24	4931	0.9	I	72.83		CMG043	56C-140TC

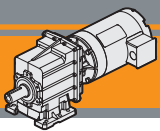
<b>3 hp</b>							
2.2 kW (1750 rpm)	458	396	1.3	I	3.82	CMG012	140TC-180TC
	378	480	1.1	I	4.63		140TC-180TC
	308	590	0.9	I	5.69		140TC-180TC
	227	800	0.9	I	7.72		140TC-180TC
	479	379	2.3	III	3.66	CMG022	140TC-180TC
	395	460	1.9	II	4.43		140TC-180TC
	321	565	1.6	II	5.45		140TC-180TC
	237	766	1.4	I	7.39		140TC-180TC
	199	910	1.2	I	8.78		140TC-180TC
	176	1030	1.0	I	9.93		140TC-180TC
	159	1142	1.5	II	11.01		140TC-180TC
	145	1250	1.4	II	12.05		140TC-180TC
	118	1536	1.2	I	14.81		140TC-180TC
	468	388	3.4	III	3.74		CMG032
	389	467	2.8	III	4.50	140TC-180TC	
	319	569	2.3	III	5.48	140TC-180TC	
	277	654	2.4	III	6.31	140TC-180TC	
	221	823	1.9	II	7.93	140TC-180TC	
	193	942	1.7	II	9.08	140TC-180TC	
	160	1133	1.4	II	10.93	140TC-180TC	
	139	1307	1.7	II	12.60	140TC-180TC	
	132	1379	1.6	II	13.30	140TC-180TC	
	114	1587	1.6	II	15.30	140TC-180TC	
	91	1995	1.2	I	19.24	140TC-180TC	
	70	2592	1.0	I	24.99	140TC-180TC	
	57	3171	0.8	I	30.57	140TC-180TC	

P <sub>1</sub> [hp]	n <sub>2</sub> [rpm]	M <sub>2</sub> [lb·in]	sf	AGMA	i		
<b>3 hp</b>							
2.2 kW (1750 rpm)	221	823	2.8	III	7.93	CMG042	140TC-180TC
	193	942	2.6	III	9.08		140TC-180TC
	160	1133	2.2	III	10.93		140TC-180TC
	139	1307	2.4	III	12.60		140TC-180TC
	132	1379	2.2	III	13.30		140TC-180TC
	114	1587	2.3	III	15.30		140TC-180TC
	91	1995	1.9	II	19.24		140TC-180TC
	70	2592	1.7	II	24.99		140TC-180TC
	57	3171	1.4	I	30.57		140TC-180TC
	51	3547	1.2	I	34.20		140TC-180TC
	45	4007	1.1	I	38.63		140TC-180TC
	40	4582	1.0	I	44.18		140TC-180TC
	34	5321	0.8	I	51.30		140TC-180TC

<b>5 hp</b>							
3.7 kW (1750 rpm)	468	647	2.1	III	3.74	CMG032	180TC
	389	779	1.7	II	4.50		180TC
	319	948	1.4	II	5.48		180TC
	277	1090	1.5	II	6.31		180TC
	221	1371	1.2	I	7.93		180TC
	193	1569	1.0	I	9.08		180TC
	139	2179	1.0	I	12.60		180TC
	132	2299	1.0	I	13.30		180TC
	114	2645	0.9	I	15.30		180TC
	468	647	3.1	III	3.74		CMG042
	389	779	2.6	III	4.50	180TC	
	319	948	2.1	III	5.48	180TC	
	277	1090	2.1	III	6.31	180TC	
	221	1371	1.7	II	7.93	180TC	
	193	1569	1.6	II	9.08	180TC	
	160	1888	1.3	I	10.93	180TC	
	139	2179	1.4	II	12.60	180TC	
	132	2299	1.3	I	13.30	180TC	
	114	2645	1.4	II	15.30	180TC	
	91	3325	1.1	I	19.24	180TC	
70	4320	1.0	I	24.99	180TC		
57	5285	0.8	I	30.57	180TC		

CMG





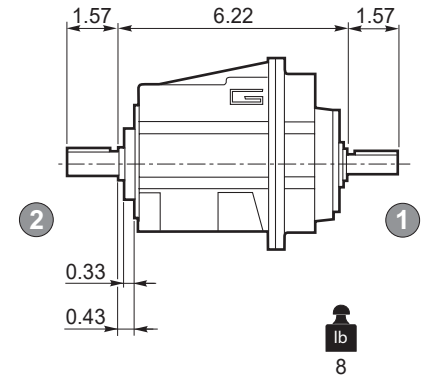
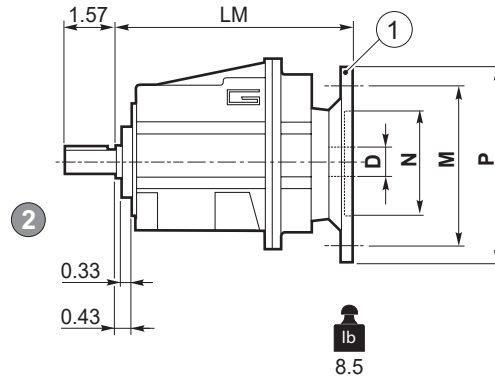
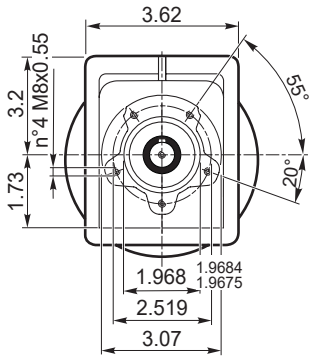
**Dimensiones**

**Dimensions**

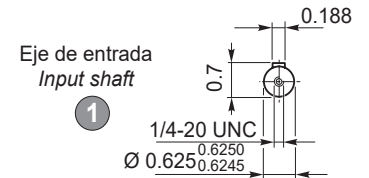
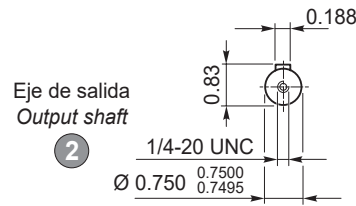
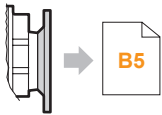
**CMG 002 U**

**CMG 002 U**

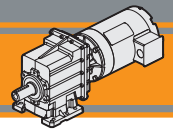
**CMGIS 002 U**



Bridas Motor  
NEMA C-FACE



Brida Motor / Motor flange	
① Dimensiones NEMA NEMA Dimensions	
	<b>56 C</b>
<b>N</b>	4.5
<b>M</b>	5.88
<b>P</b>	6.5
<b>D</b>	0.625
<b>LM 002</b>	6.61



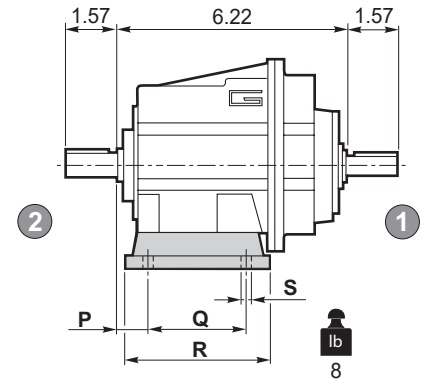
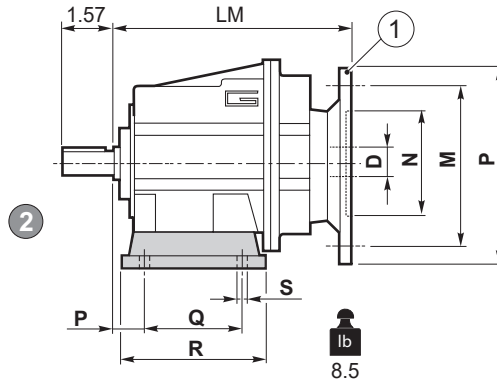
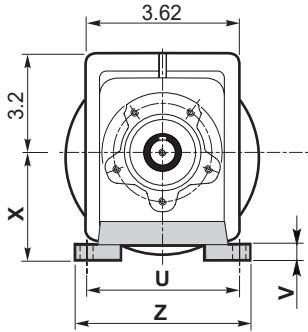
Dimensiones

Dimensions

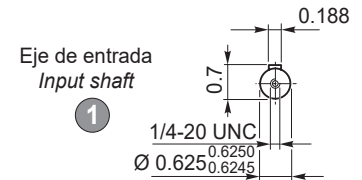
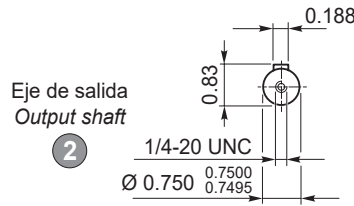
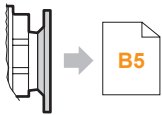
CMG 002 H

CMG 002 H..

CMGIS 002 H..



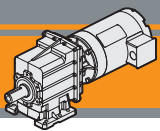
Bridas Motor  
NEMA C-FACE



Versión H / H Version										
CMG CMGIS	P	Q	R	S	U	V	X	Z	Patás / Foot	
									Tipo / Type	Peso / Weight [lb]
002	0.709	2.362	3.150	0.354	3.937	0.394	2.362	4.724	H60	0.44
	0.709	3.150	4.094	0.354	4.331-4.724	0.394	2.953	5.709	H75	0.66
	0.709	1.968-3.425	4.331	0.354	4.331	0.394	3.346	5.315	H85	0.88

Preferencial / Preferred

Brida Motor / Motor flange	
1	Dimensiones NEMA NEMA Dimensions
	56 C
N	4.5
M	5.88
P	6.5
D	0.625
LM 002	6.61



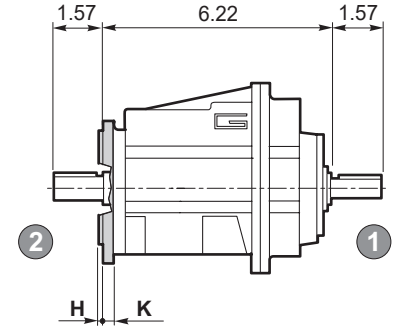
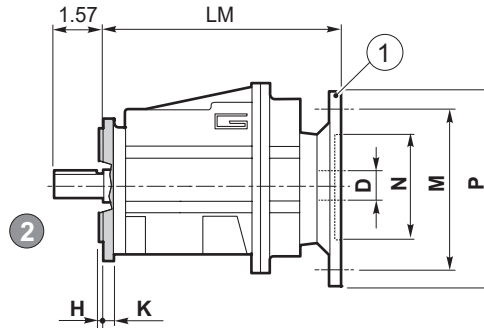
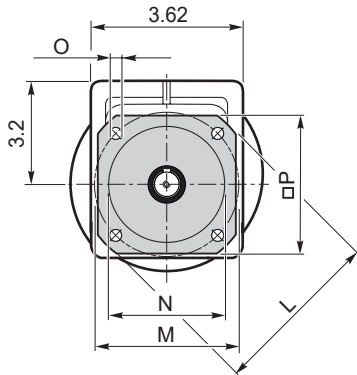
**Dimensiones**

**Dimensions**

**CMG 002 F**

**CMG 002 F..**

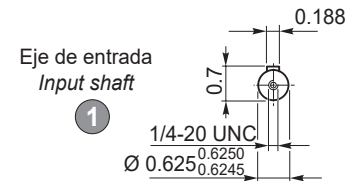
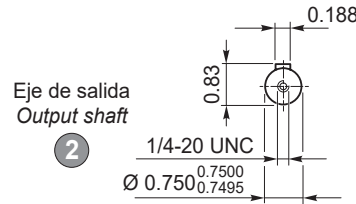
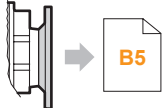
**CMGIS 002 F..**



lb  
8.5

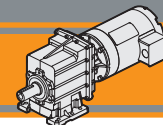
lb  
8

Bridas Motor  
NEMA C-FACE



Versión F / F Version										
CMG CMGIS	H	K	L	M	N	O	P	Brida / Flange		
								Tipo / Type	Peso / Weight [lb]	
002	0.138	0.276	4.134	3.346	2.756	2.7548 2.7536	0.256	3.543	F105	0.22
	0.138	0.315	4.724	3.937	3.150	3.1488 3.1476	0.354	3.937	F120	0.44
	0.138	0.315	5.512	4.528	3.740	3.7386 3.7372	0.354	4.528	F140	0.44

Brida Motor / Motor flange	
1	Dimensiones NEMA NEMA Dimensions
	56 C
N	4.5
M	5.88
P	6.5
D	0.625
LM 002	6.61



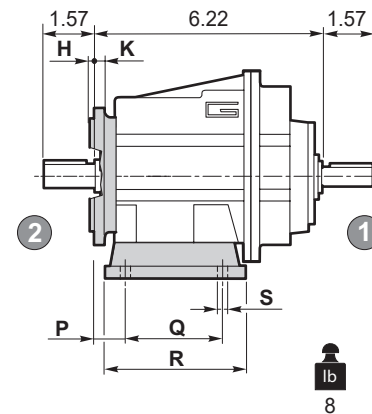
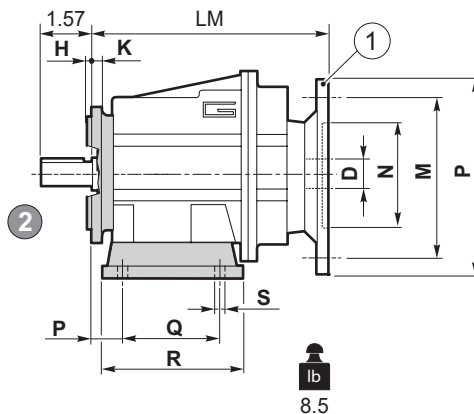
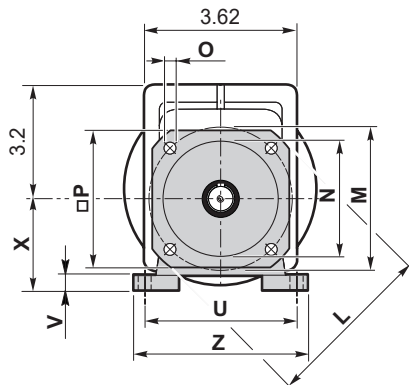
Dimensiones

Dimensions

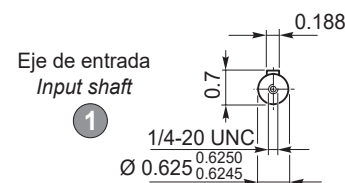
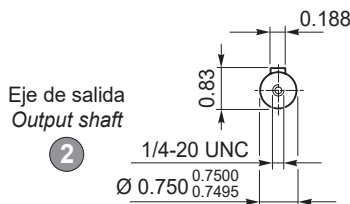
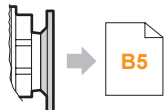
CMG 002 H../F..

CMG 002 H../F..

CMGIS 002 H../F..



Bridas Motor  
NEMA C-FACE



Versión F / F Version										
CMG CMGIS	H	K	L	M	N	O	P	Brida / Flange		
								Tipo / Type	Peso / Weight [lb]	
002	0.138	0.276	4.134	3.346	2.756	<sup>2.7548</sup> / <sub>2.7536</sub>	0.256	3.543	F105	0.22
	0.138	0.315	4.724	3.937	3.150	<sup>3.1488</sup> / <sub>3.1476</sub>	0.354	3.937	F120	0.44
	0.138	0.315	5.512	4.528	3.740	<sup>3.7386</sup> / <sub>3.7372</sub>	0.354	4.528	F140	0.44

Brida Motor / Motor flange	
1	Dimensiones NEMA NEMA Dimensions
	56 C
N	4.5
M	5.88
P	6.5
D	0.625
LM 002	6.61

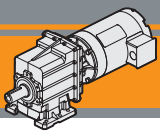
Versión H / H Version										
CMG CMGIS	P	Q	R	S	U	V	X	Z	Patas / Foot	
									Tipo / Type	Peso / Weight [lb]
002	0.709	2.362	3.150	0.354	3.937	0.394	2.362	4.724	H60	0.44
	0.709	3.150	4.094	0.354	4.331-4.724	0.394	2.953	5.709	H75	0.66
	0.709	1.968-3.425	4.331	0.354	4.331	0.394	3.346	5.315	H85	0.88

Combinaciones Posibles H/F Possible combinations H/F			
F105	F120	F140	
•	•	•	
•	•	•	
•	•	•	

Preferencial / Preferred

• Combinaciones posibles H/F / Possible combinations H/F

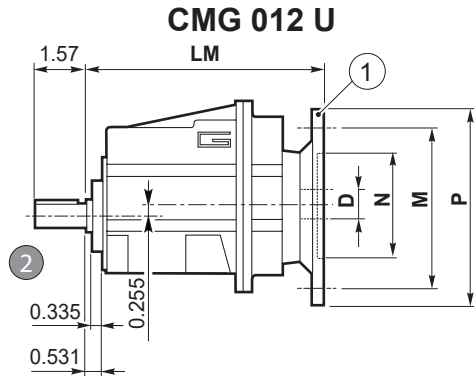
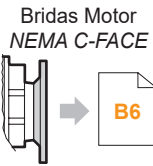
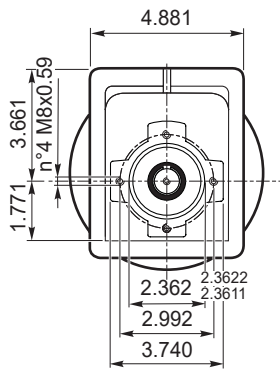
CMG



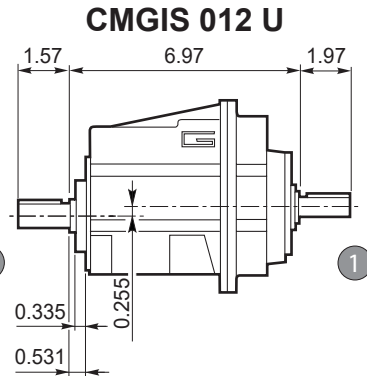
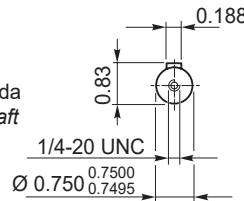
**Dimensiones**

**Dimensions**

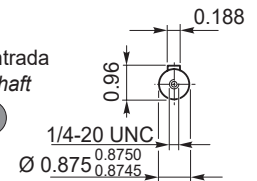
**CMG 012 U - CMG 013 U**



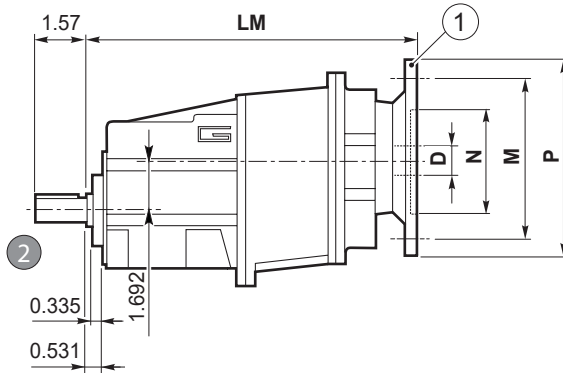
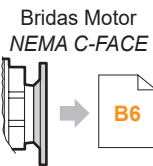
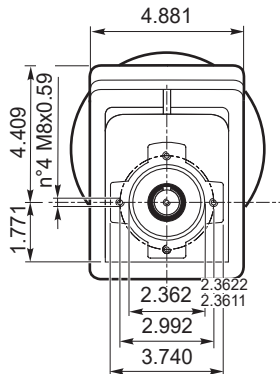
Eje de salida  
Output shaft



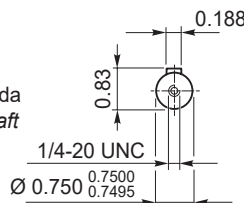
Eje de entrada  
Input shaft



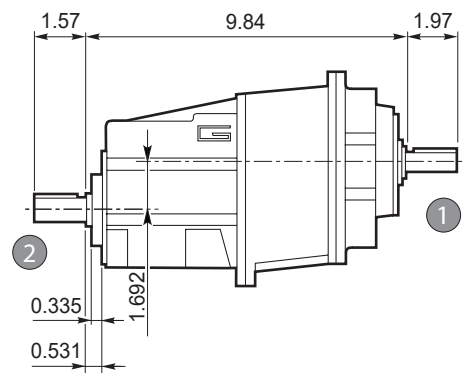
**CMG 013 U**



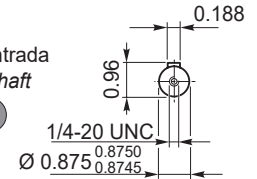
Eje de salida  
Output shaft



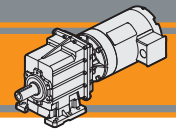
**CMGIS 013 U**



Eje de entrada  
Input shaft



Brida Motor / Motor flange		
① Dimensiones NEMA NEMA Dimensions		
	56 C	140 TC
N		4.5
M		5.88
P		6.5
D	0.625	0.875
LM 012		7.87
LM 013		10.75



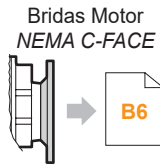
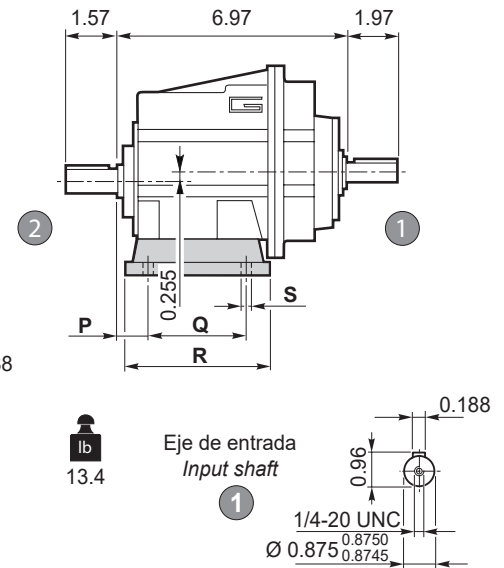
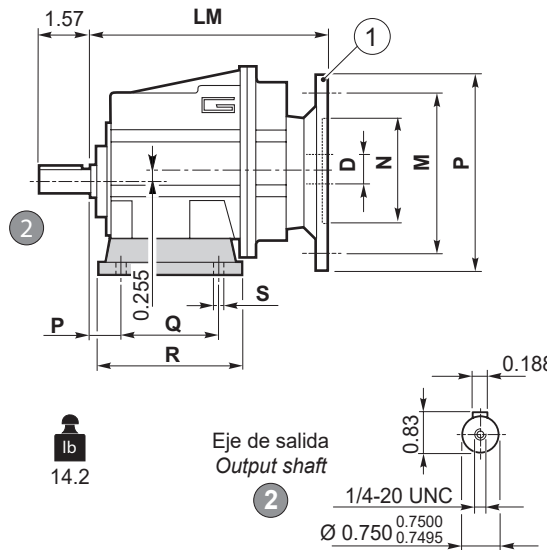
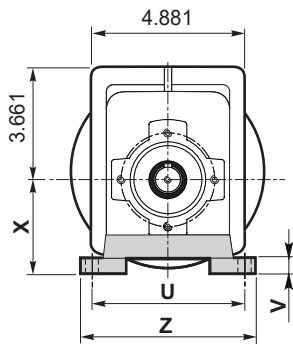
Dimensiones

Dimensions

CMG 012 H.. - CMG 013 H..

CMG 012 H..

CMGIS 012 H..



lb 14.2

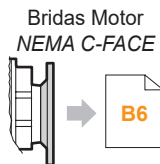
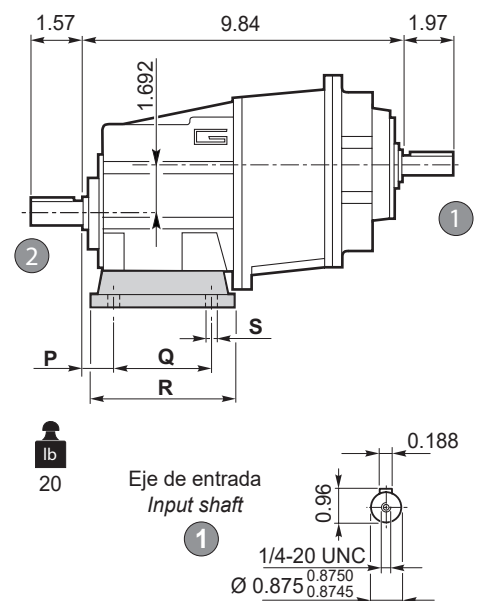
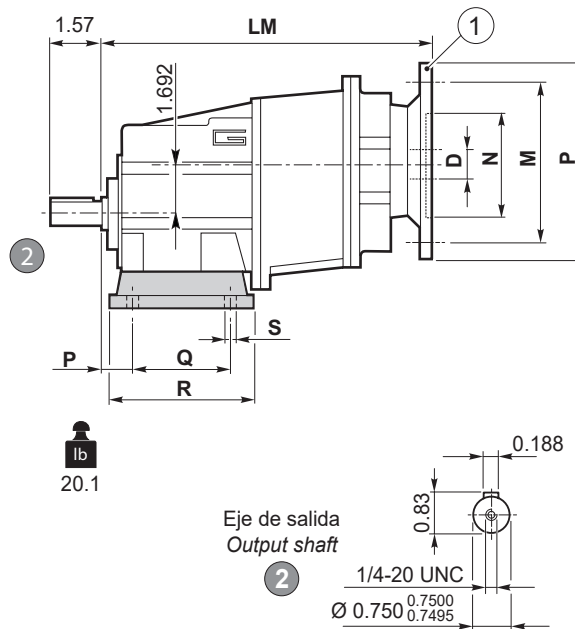
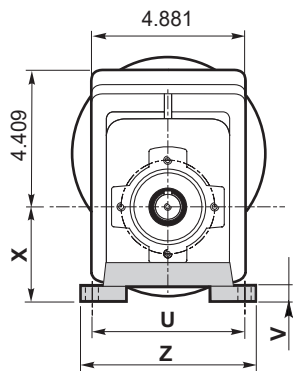
Eje de salida  
Output shaft

lb 13.4

Eje de entrada  
Input shaft

CMG 013 H..

CMGIS 013 H..



lb 20.1

Eje de salida  
Output shaft

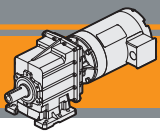
lb 20

Eje de entrada  
Input shaft

Versión H / H Version										
CMG CMGIS	P	Q	R	S	U	V	X	Z	Patás / Foot	
									Tipo / Type	Peso / Weight [lb]
012 013	0.787	3.346	4.252	0.354	4.528	0.472	2.559	5.472	H65	1.543
	0.709	3.150	4.646	0.354	4.331	0.472	2.953	5.512	H75	2.205
	0.984	3.346	4.724	0.354	4.724	0.472	3.150	5.512	H80	2.425
	0.709	1.968-3.425	4.646	0.354	4.331	0.472	3.346	5.118	H85	2.646
	0.984	5.118	6.063	0.354	4.331	0.472	3.543	5.315	H90	3.307
	0.709	2.362-4.232	5.315	0.433	5.118	0.472	3.937	6.102	H100	3.748

Brida Motor / Motor flange		
1	Dimensiones NEMA NEMA Dimensions	
	56 C	140 TC
N	4.5	
M	5.88	
P	6.5	
D	0.625	0.875
LM 012	7.87	
LM 013	10.75	

Preferencial / Preferred



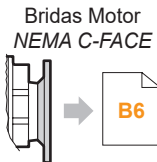
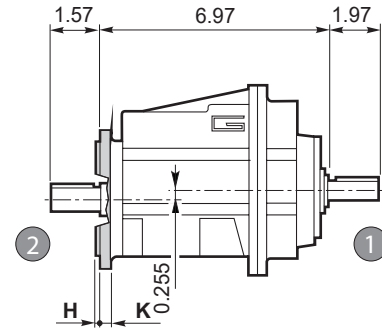
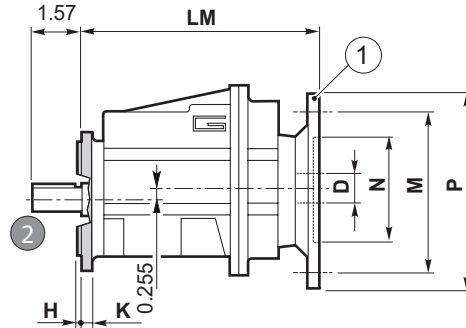
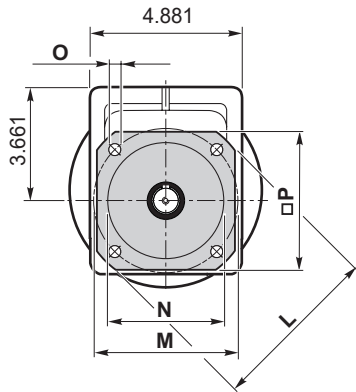
**Dimensiones**

**Dimensions**

**CMG 012 F - CMG 013 F**

**CMG 012 F..**

**CMGIS 012 F..**



lb  
14.2

Eje de salida  
Output shaft



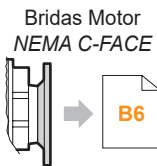
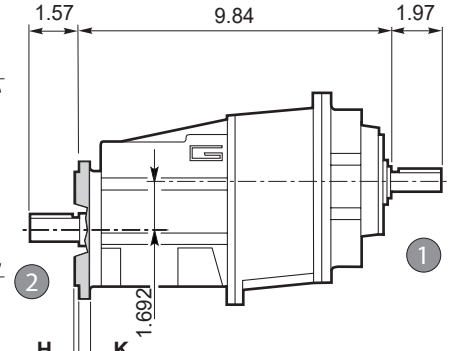
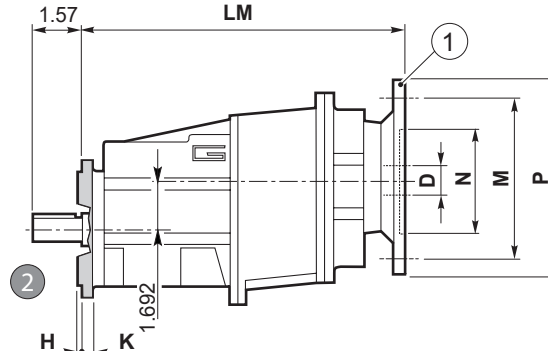
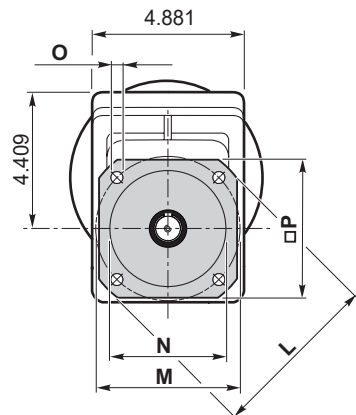
lb  
13.4

Eje de entrada  
Input shaft



**CMG 013 F..**

**CMGIS 013 F..**



lb  
20.1

Eje de salida  
Output shaft



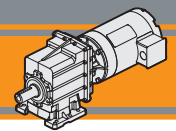
lb  
20

Eje de entrada  
Input shaft



Versión F / F Version										
CMG CMGIS	H	K	L	M	N	O	P	Brida / Flange		
								Tipo / Type	Peso / Weight [lb]	
012 013	0.118	0.354	4.724	3.937	3.150	3.1488 3.1476	0.354	4.173	F120	1.102
	0.138	0.354	5.512	4.528	3.740	3.7386 3.7372	0.354	4.528	F140	1.764
	0.138	0.354	6.299	5.118	4.331	4.3296 4.3282	0.354	4.961	F160	2.425
	0.138	0.433	7.874	6.496	5.118	5.1163 5.1147	0.433	6.496	F200	3.968

Brida Motor / Motor flange		
1	Dimensiones NEMA NEMA Dimensions	
	56 C	140 TC
N	4.5	
M	5.88	
P	6.5	
D	0.625	0.875
LM 012	7.87	
LM 013	10.75	



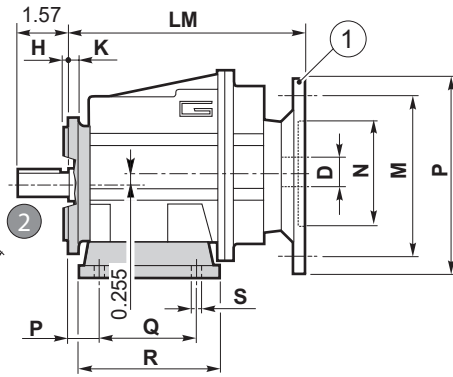
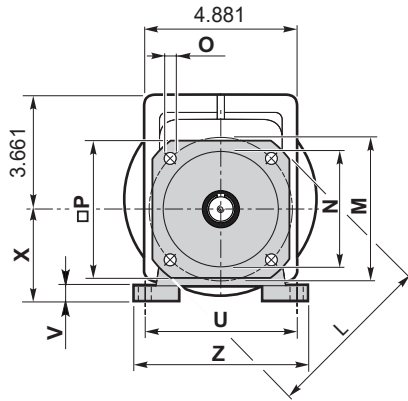
Dimensiones

Dimensions

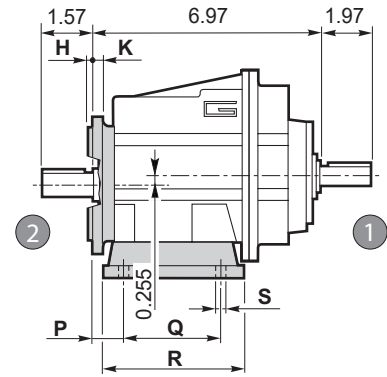
CMG 012 H../F.. - CMG 013 H../F..

CMG 012 H../F..

CMGIS 012 H../F..



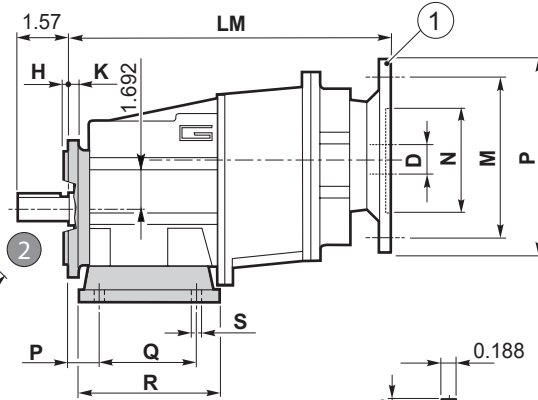
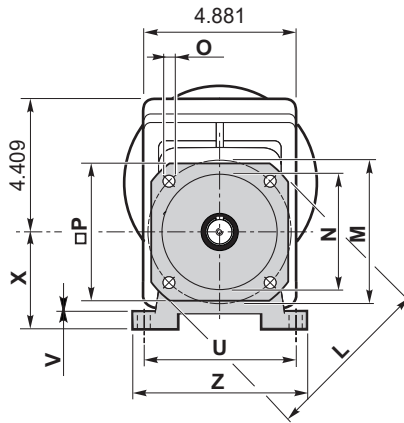
lb  
14.5



lb  
13.7

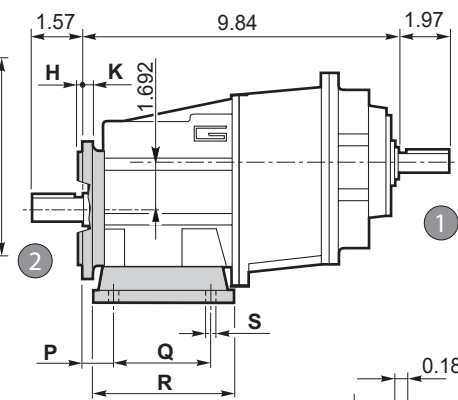
CMG 013 H../F..

CMGIS 013 H../F..



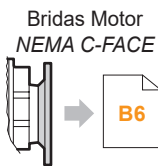
lb  
20.1

Eje de salida  
Output shaft 1/4-20 UNC  
Ø 0.750<sup>0.7500</sup><sub>0.7495</sub>



lb  
20

Eje de entrada  
Input shaft 1/4-20 UNC  
Ø 0.875<sup>0.8750</sup><sub>0.8745</sub>



CMG CMGIS	Versión F / F Version							Brida / Flange		
	H	K	L	M	N	O	P	Tipo / Type	Peso / Weight [lb]	
012 013	0.118	0.354	4.724	3.937	3.150	3.1488 3.1476	0.354	4.173	F120	1.102
	0.138	0.354	5.512	4.528	3.740	3.7386 3.7372	0.354	4.528	F140	1.764
	0.138	0.354	6.299	5.118	4.331	4.3296 4.3282	0.354	4.961	F160	2.425
	0.138	0.433	7.874	6.496	5.118	5.1163 5.1147	0.433	6.496	F200	3.968

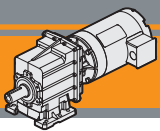
Brida Motor / Motor flange			
1	Dimensiones NEMA NEMA Dimensions		
	56 C	140 TC	
N	4.5		
M	5.88		
P	6.5		
D	0.625	0.875	
LM 012	7.87		
LM 013	10.75		

CMG CMGIS	Versión H / H Version								Combinaciones posibles H/F Possible combinations H/F					
	P	Q	R	S	U	V	X	Z	Patas / Foot		F120	F140	F160	F200
012 013	0.787	3.346	4.252	0.354	4.528	0.472	2.559	5.472	H65	1.543	•	•		
	0.709	3.150	4.646	0.354	4.331	0.472	2.953	5.512	H75	2.205	•	•	•	
	0.984	3.346	4.724	0.354	4.724	0.472	3.150	5.512	H80	2.425	•	•	•	
	0.709	1.968-3.425	4.646	0.354	4.331	0.472	3.346	5.118	H85	2.646	•	•	•	
	0.984	5.118	6.063	0.354	4.331	0.472	3.543	5.315	H90	3.307	•	•	•	•
	0.709	2.362-4.232	5.315	0.433	5.118	0.472	3.937	6.102	H100	3.748	•	•	•	•

Preferencial / Preferred

• Combinaciones posibles H/F / Possible combinations H/F





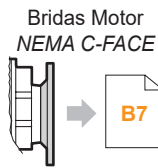
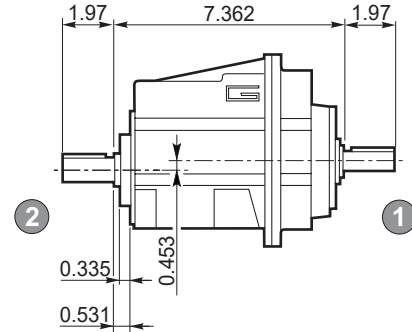
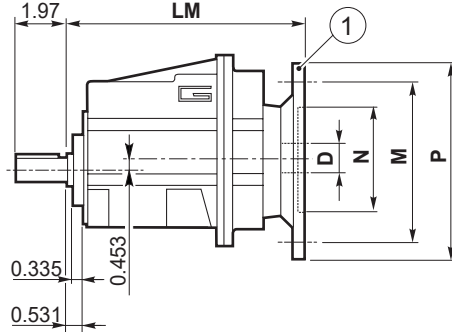
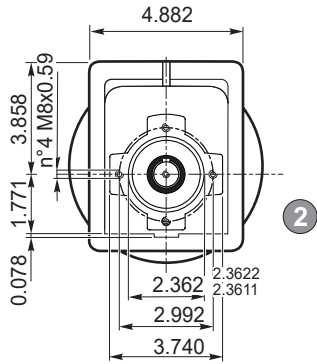
**Dimensiones**

**Dimensions**

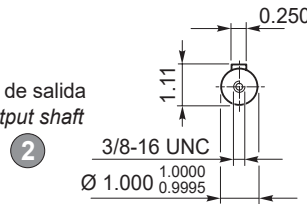
**CMG 022 U - CMG 023 U**

**CMG 022 U**

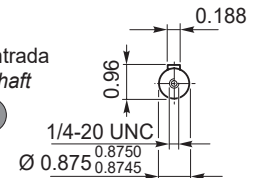
**CMGIS 022 U**



Eje de salida  
Output shaft

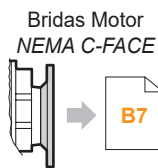
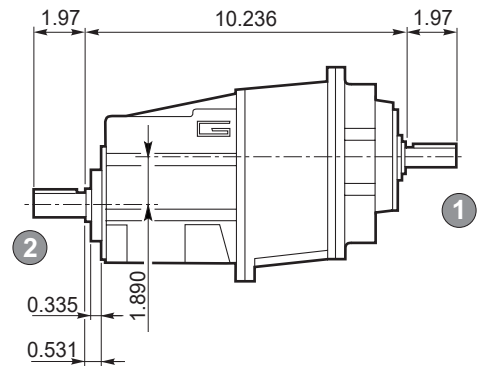
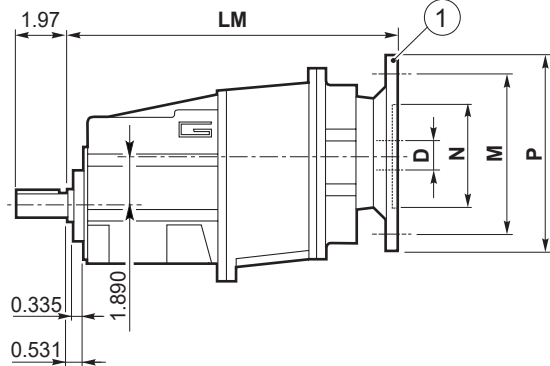
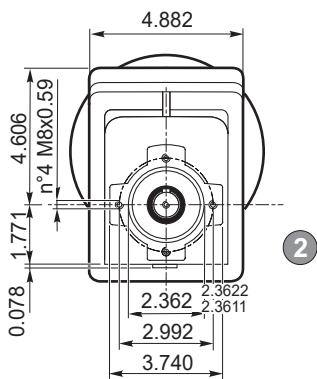


Eje de entrada  
Input shaft

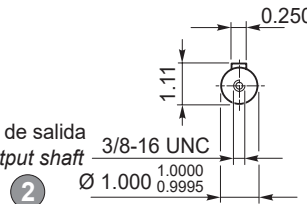


**CMG 023 U**

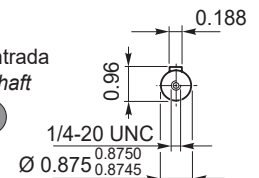
**CMGIS 023 U**



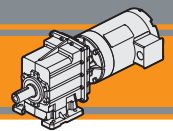
Eje de salida  
Output shaft



Eje de entrada  
Input shaft



Brida Motor / Motor flange		
① Dimensiones NEMA NEMA Dimensions		
	56 C	140 TC
N		4.5
M		5.88
P		6.5
D	0.625	0.875
LM 022		8.268
LM 023		10.61



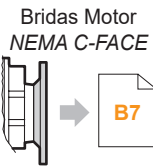
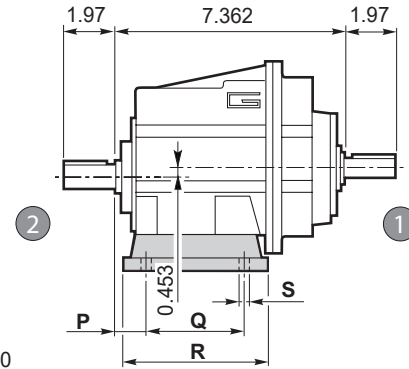
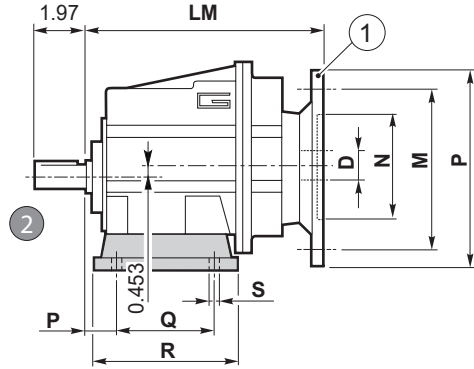
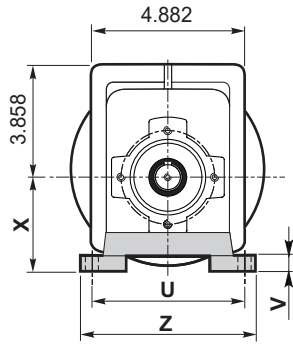
Dimensiones

Dimensions

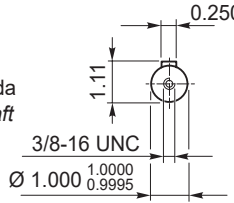
CMG 022 H.. - CMG 023 H..

CMG 022 H..

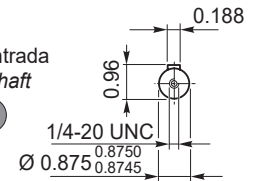
CMGIS 022 H..



Eje de salida  
Output shaft

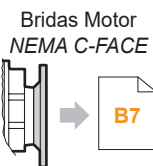
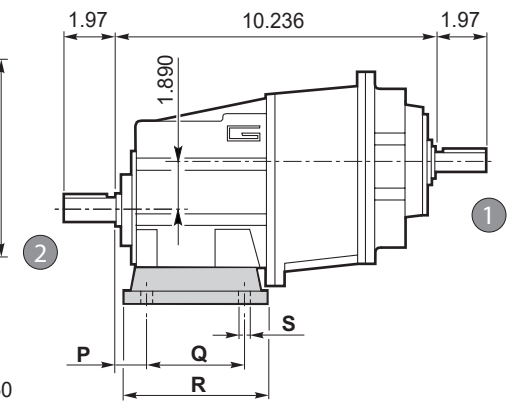
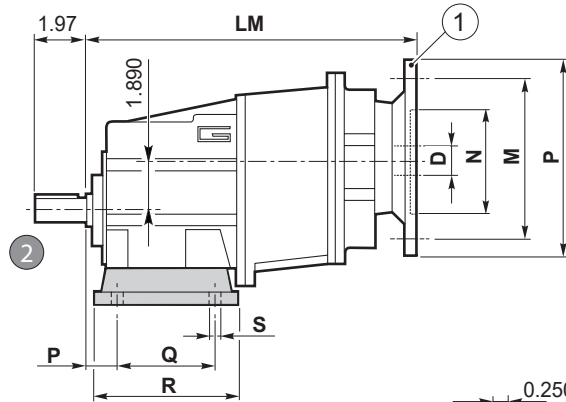
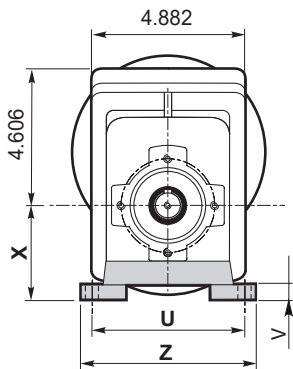


Eje de entrada  
Input shaft

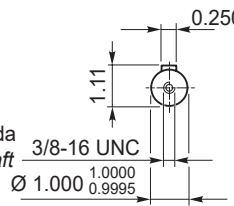


CMG 023 H..

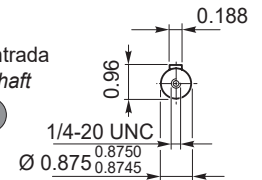
CMGIS 023 H..



Eje de salida  
Output shaft



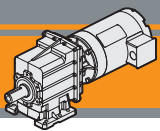
Eje de entrada  
Input shaft



Versión H / H Version									Patas / Foot	
CMG CMGIS	P	Q	R	S	U	V	X	Z	Tipo / Type	Peso / Weight [lb]
022 023	0.787	3.346	4.252	0.354	4.528	0.472	2.559	5.472	H65	1.543
	0.709	3.150	4.646	0.354	4.331	0.472	2.953	5.512	H75	2.205
	0.984	3.346	4.724	0.354	4.724	0.472	3.150	5.512	H80	2.425
	0.709	1.968-3.425	4.646	0.354	4.331	0.472	3.346	5.118	H85	2.646
	0.984	5.118	6.063	0.354	4.331	0.472	3.543	5.315	H90	3.307
	0.709	2.362-4.232	5.315	0.433	5.118	0.472	3.937	6.102	H100	3.748

Brida Motor / Motor flange	
1 Dimensiones NEMA NEMA Dimensions	
	56 C      140 TC
N	4.5
M	5.88
P	6.5
D	0.625      0.875
LM 022	8.268
LM 023	10.61

Preferencial / Preferred



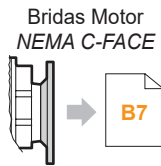
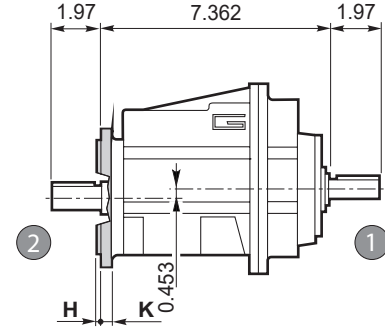
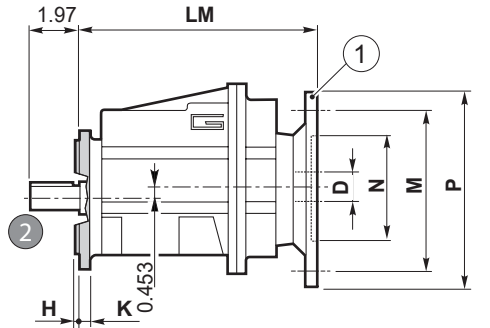
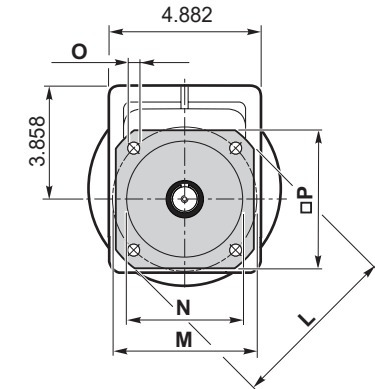
**Dimensiones**

**Dimensions**

**CMG 022 F.. - CMG 023 F..**

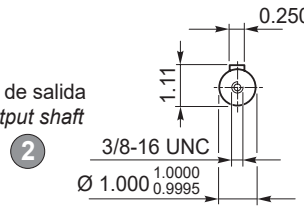
**CMG 022 F..**

**CMGIS 022 F..**



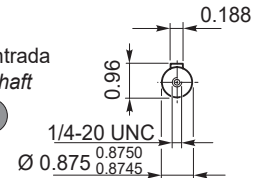
lb  
16.6

Eje de salida  
Output shaft



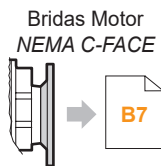
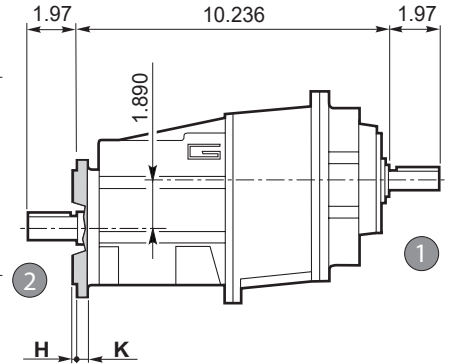
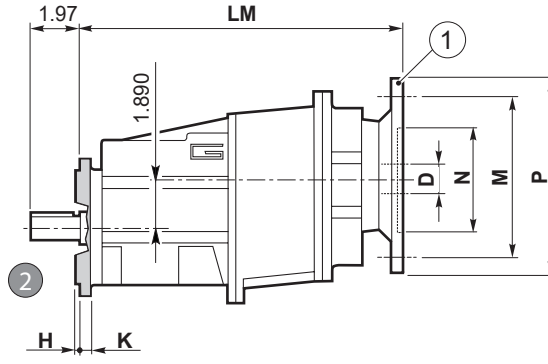
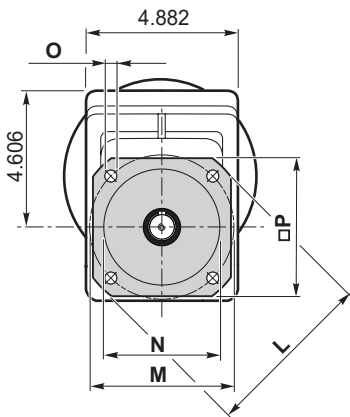
lb  
15.8

Eje de entrada  
Input shaft



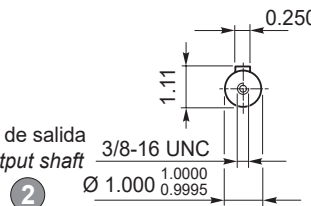
**CMG 023 F..**

**CMGIS 023 F..**



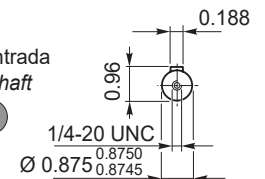
lb  
23.3

Eje de salida  
Output shaft



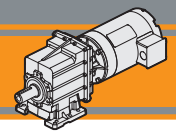
lb  
22.5

Eje de entrada  
Input shaft



Versión F / F Version										
CMG CMGIS	H	K	L	M	N	O	P	Brida / Flange		
								Tipo / Type	Peso / Weight [lb]	
022 023	0.118	0.354	4.724	3.937	3.150	3.1488 3.1476	0.354	4.173	F120	1.102
	0.138	0.354	5.512	4.528	3.740	3.7386 3.7372	0.354	4.528	F140	1.764
	0.138	0.354	6.299	5.118	4.331	4.3296 4.3282	0.354	4.961	F160	2.425
	0.138	0.433	7.874	6.496	5.118	5.1163 5.1147	0.433	6.496	F200	3.968

Brida Motor / Motor flange		
① Dimensiones NEMA NEMA Dimensions		
	56 C	140 TC
N	4.5	
M	5.88	
P	6.5	
D	0.625	0.875
LM 022	8.268	
LM 023	10.61	



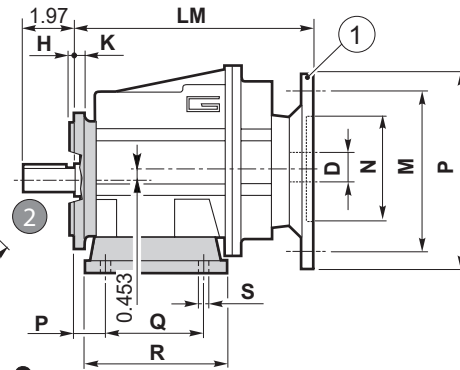
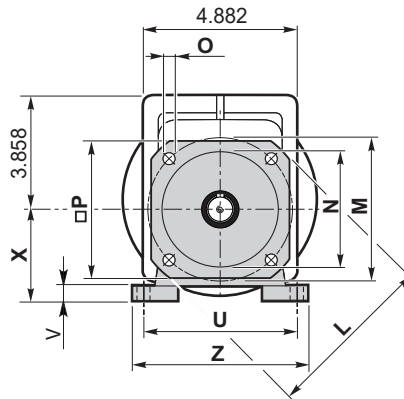
Dimensiones

Dimensions

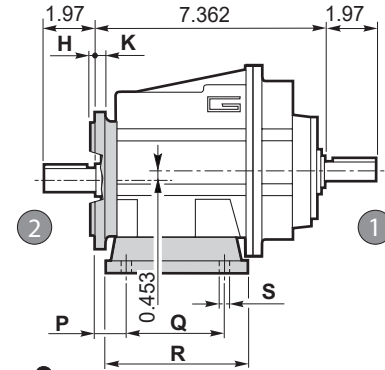
CMG 022 H../F.. - CMG 023 H../F..

CMG 022 H../F..

CMGIS 022 H../F..



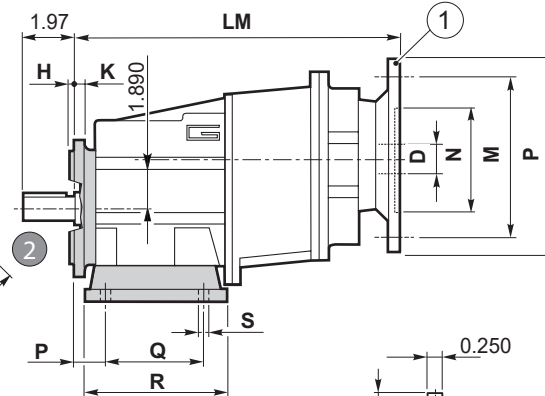
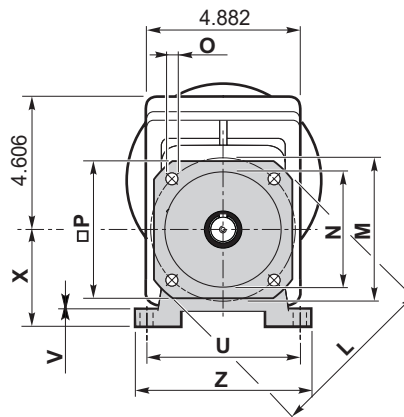
lb  
16.7



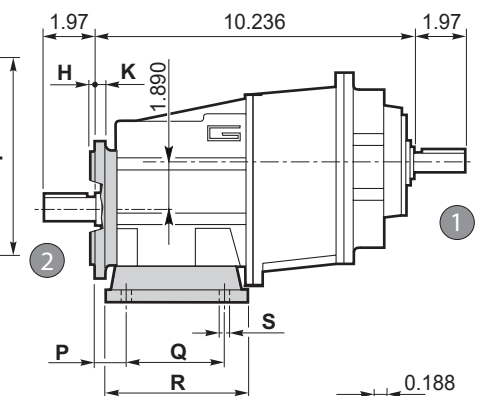
lb  
15.9

CMG 023 H../F..

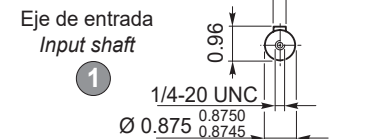
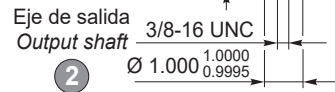
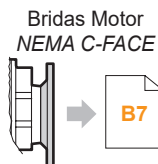
CMGIS 023 H../F..



lb  
23.3



lb  
22.5



CMG CMGIS	Versión F / F Version							Brida / Flange	
	H	K	L	M	N	O	P	Tipo / Type	Peso / Weight [lb]
	022	0.118	0.354	4.724	3.937	3.150	3.1488 3.1476	0.354	F120
023	0.138	0.354	5.512	4.528	3.740	3.7386 3.7372	0.354	F140	1.764
	0.138	0.354	6.299	5.118	4.331	4.3296 4.3282	0.354	F160	2.425
	0.138	0.433	7.874	6.496	5.118	5.1163 5.1147	0.433	F200	3.968

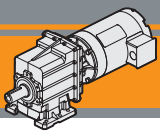
Brida Motor / Motor flange		
1	Dimensiones NEMA NEMA Dimensions	
	56 C	140 TC
N	4.5	
M	5.88	
P	6.5	
D	0.625	0.875
LM 022	8.268	
LM 023	10.61	

CMG CMGIS	Versión H / H Version								Combinaciones posibles H/F Possible combinations H/F					
	P	Q	R	S	U	V	X	Z	Patas / Foot		F120	F140	F160	F200
	Tipo / Type	Peso / Weight [lb]												
022 023	0.787	3.346	4.252	0.354	4.528	0.472	2.559	5.472	H65	1.543	•	•		
	0.709	3.150	4.646	0.354	4.331	0.472	2.953	5.512	H75	2.205	•	•	•	
	0.984	3.346	4.724	0.354	4.724	0.472	3.150	5.512	H80	2.425	•	•	•	
	0.709	1.968-3.425	4.646	0.354	4.331	0.472	3.346	5.118	H85	2.646	•	•	•	
	0.984	5.118	6.063	0.354	4.331	0.472	3.543	5.315	H90	3.307	•	•	•	•
	0.709	2.362-4.232	5.315	0.433	5.118	0.472	3.937	6.102	H100	3.748	•	•	•	•

Preferencial / Preferred

• Combinaciones posibles H/F / Possible combinations H/F

CMG



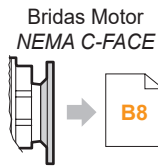
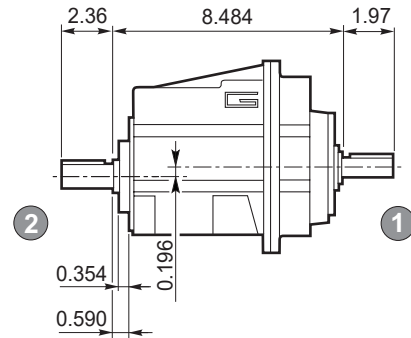
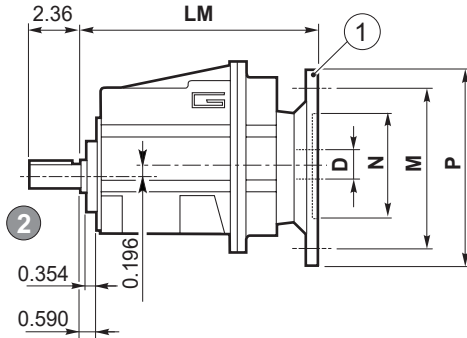
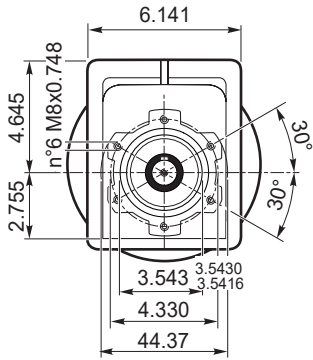
**Dimensiones**

**Dimensions**

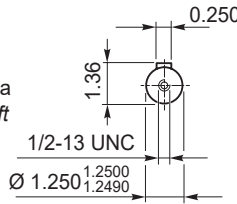
**CMG 032 U - CMG 033 U**

**CMG 032 U**

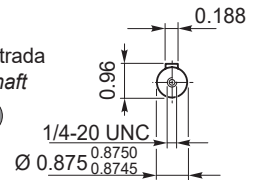
**CMGIS 032 U**



Eje de salida  
Output shaft

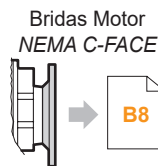
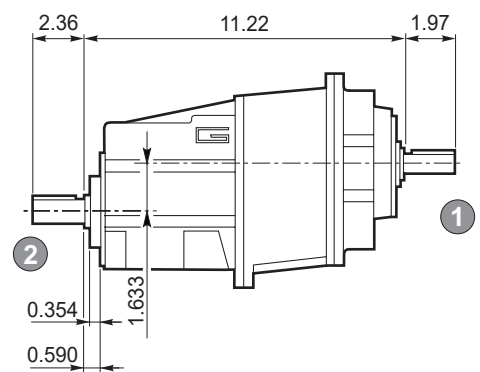
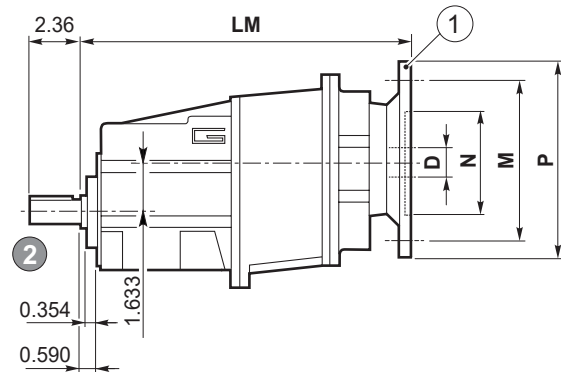
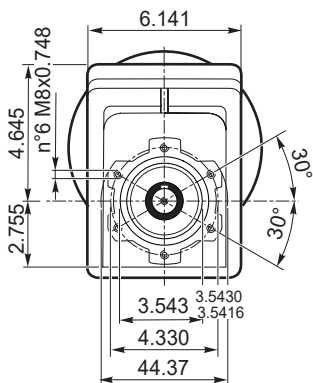


Eje de entrada  
Input shaft

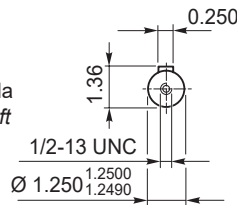


**CMG 033 U**

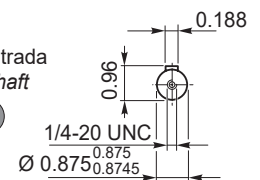
**CMGIS 033 U**



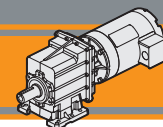
Eje de salida  
Output shaft



Eje de entrada  
Input shaft



Brida Motor / Motor flange			
① Dimensiones NEMA NEMA Dimensions			
	56 C	140 TC	180 TC
N		4.5	4.5
M		5.88	7.25
P		6.5	9
D	0.625	0.875	1.125
LM 032		9.705	9.612
LM 033		12.126	-



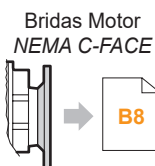
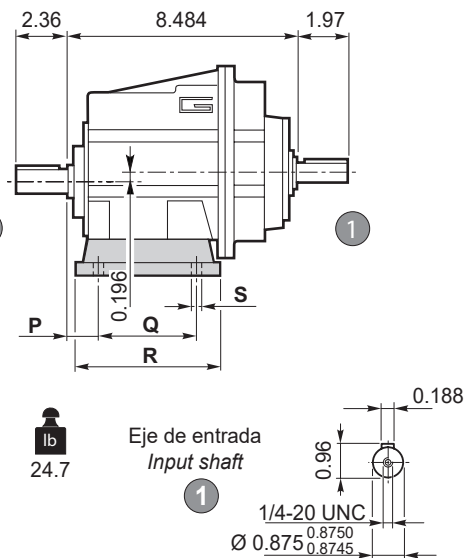
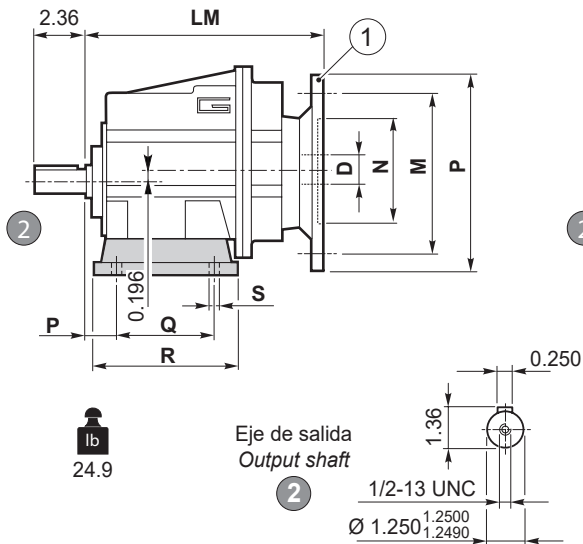
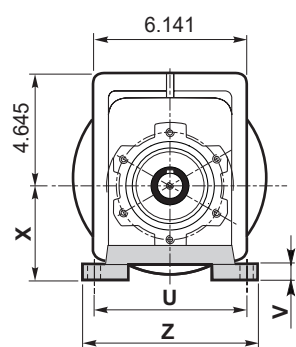
Dimensiones

Dimensions

CMG 032 H.. - CMG 033 H..

CMG 032 H..

CMGIS 032 H..



lb 24.9

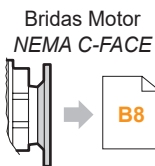
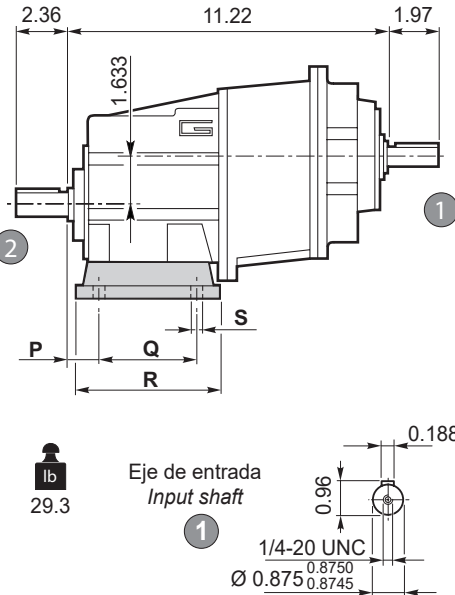
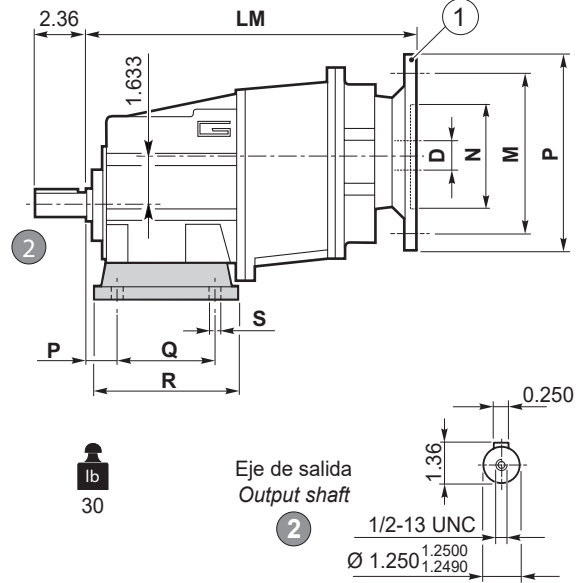
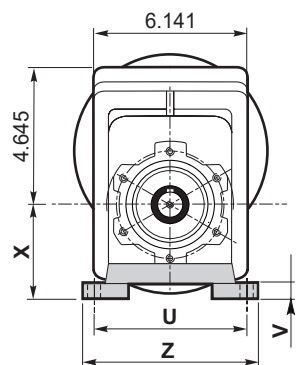
Eje de salida  
Output shaft

lb 24.7

Eje de entrada  
Input shaft

CMG 033 H..

CMGIS 033 H..



lb 30

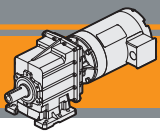
Eje de salida  
Output shaft

lb 29.3

Eje de entrada  
Input shaft

Versión H / H Version										
CMG CMGIS	P	Q	R	S	U	V	X	Z	Patas / Foot	
									Tipo / Type	Peso / Weight [lb]
032 033	1.181	4.134	5.354	0.551	6.299	0.551	3.740	7.638	H95	3.307
	1.181	3.937	5.905	0.433	5.905	0.551	4.331	7.283	H110	4.189
	0.709	2.756			6.299					
	1.181	6.496	7.677	0.551	5.315	0.551	4.528	6.693	H115	4.850
	1.378	4.331	6.299	0.551	6.693	0.551	4.724	8.268	H120	5.732
	0.768	5.885	7.244	0.551	7.086	0.709	5.118	8.425	H130	6.390

Brida Motor / Motor flange		
1 Dimensiones NEMA NEMA Dimensions		
	56 C	140 TC
N	4.5	4.5
M	5.88	7.25
P	6.5	9
D	0.625	0.875
LM 032	9.705	9.612
LM 033	12.126	-



**CMG**

Motorreductores a engranajes cilíndricos  
Helical in-line gearmotors

**Nema 60 Hz**

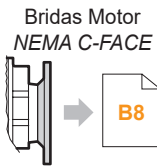
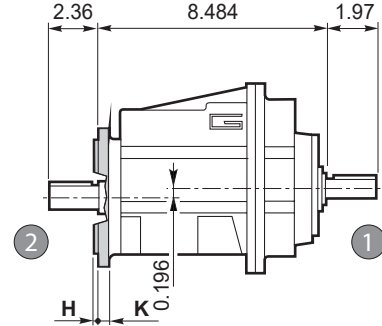
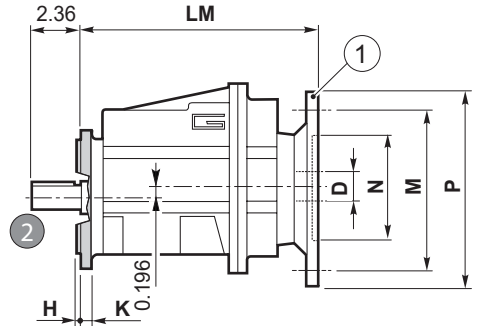
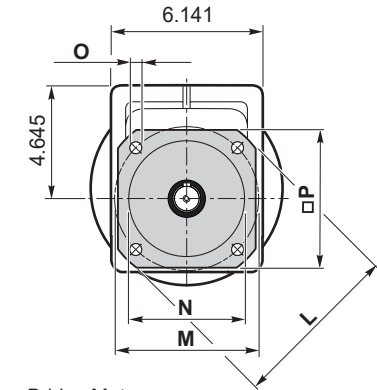
Dimensiones

Dimensions

**CMG 032 F.. - CMG 033 F..**

**CMG 032 F..**

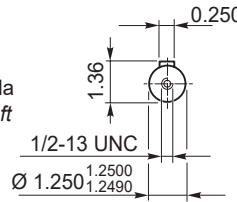
**CMGIS 032 F..**



lb  
24.9

Eje de salida  
Output shaft

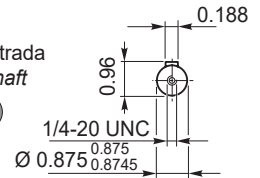
2



lb  
24.7

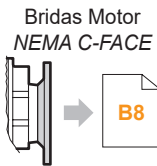
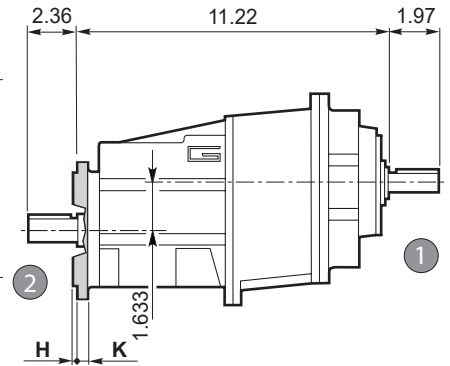
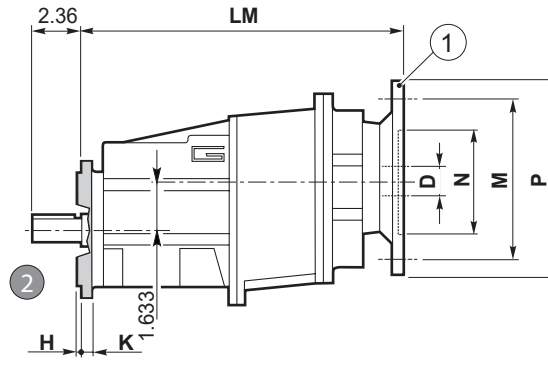
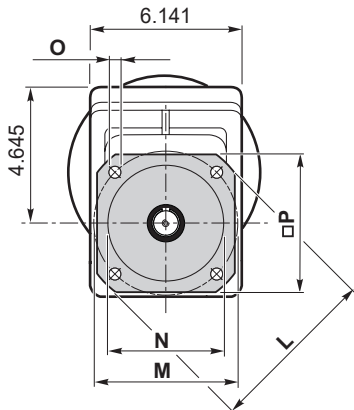
Eje de entrada  
Input shaft

1



**CMG 033 F..**

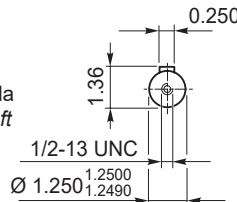
**CMGIS 033 F..**



lb  
30

Eje de salida  
Output shaft

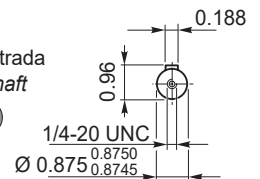
2



lb  
29.3

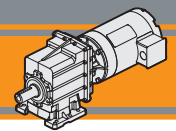
Eje de entrada  
Input shaft

1



		Versión F / F Version							Brida / Flange		
CMG	CMGIS	H	K	L	M	N	O	P	Tipo / Type	Peso / Weight [lb]	
032 033		0.138	0.433	6.299	5.118	4.331	4.3296 4.3282	0.354	5.512	F160	2.205
		0.138	0.433	7.874	6.496	5.118	5.1163 5.1147	0.433	6.496	F200	3.968
		0.157	0.512	9.842	8.465	7.087	7.0853 7.0837	0.551	8.465	F250	6.393

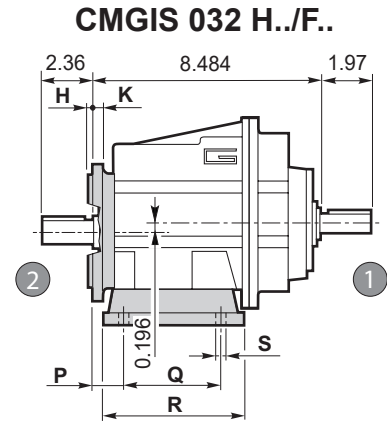
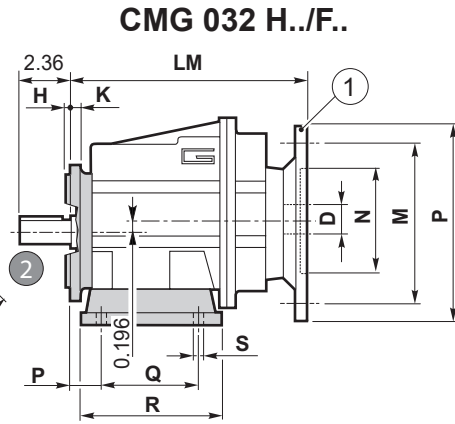
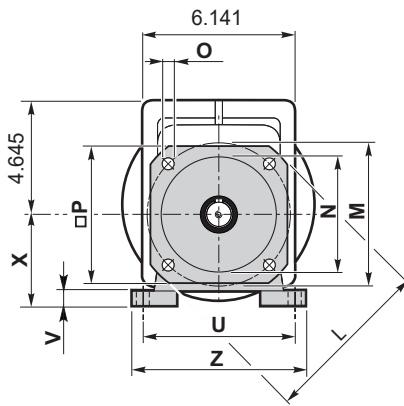
Brida Motor / Motor flange		
1	Dimensiones NEMA NEMA Dimensions	
	56 C	140 TC
N	4.5	4.5
M	5.88	7.25
P	6.5	9
D	0.625	0.875
LM 032	9.705	9.612
LM 033	12.126	



Dimensiones

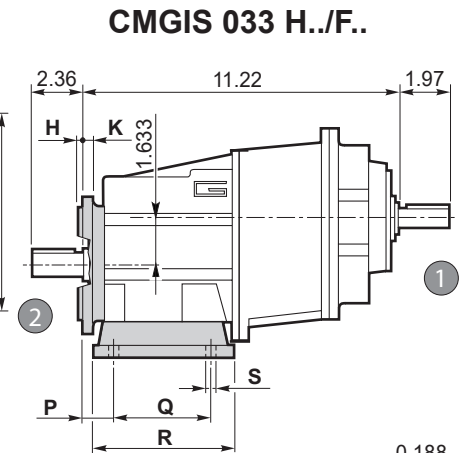
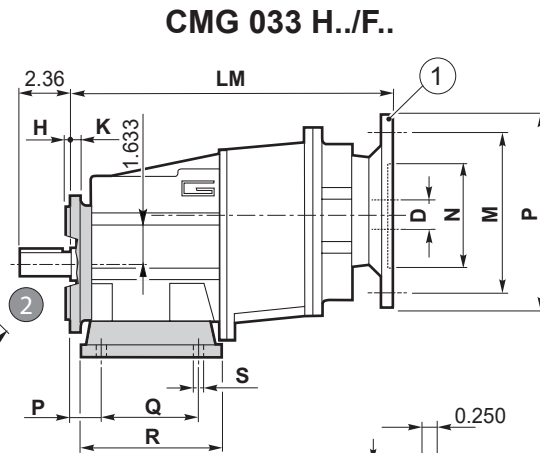
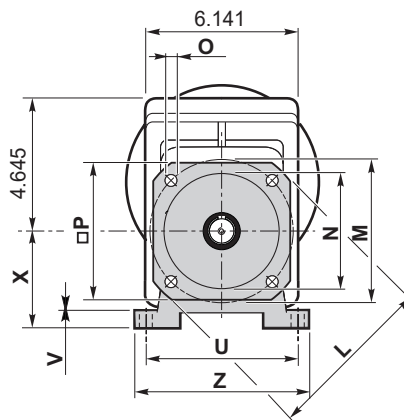
Dimensions

CMG 032 H../F.. - CMG 033 H../F..



lb  
24.9

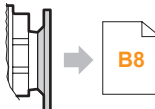
lb  
24.7



lb  
30

lb  
29.3

Bridas Motor  
NEMA C-FACE



Eje de salida  
Output shaft

Eje de entrada  
Input shaft

		Versión F / F Version							Brida / Flange		
CMG CMGIS		H	K	L	M	N	O	P	Brida / Flange		
									Tipo / Type	Peso / Weight [lb]	
032 033		0.138	0.433	6.299	5.118	4.331	4.3296 4.3282	0.354	5.512	F160	2.205
		0.138	0.433	7.874	6.496	5.118	5.1163 5.1147	0.433	6.496	F200	3.968
		0.157	0.512	9.842	8.465	7.087	7.0853 7.0837	0.551	8.465	F250	6.393

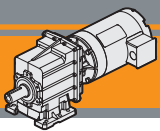
Brida Motor / Motor flange			
1	Dimensiones NEMA NEMA Dimensions		
	56 C	140 TC	180 TC
N	4.5		4.5
M	5.88		7.25
P	6.5		9
D	0.625	0.875	1.125
LM 032	9.705		9.612
LM 033	12.126		-

		Versión H / H Version								Combinaciones posibles H/F Possible combinations H/F				
CMG CMGIS		P	Q	R	S	U	V	X	Z	Patás / Foot		F160	F200	F250
										Tipo / Type	Peso / Weight [lb]			
032 033		1.181	4.134	5.354	0.551	6.299	0.551	3.740	7.638	H95	3.307	•	•	
		1.181	3.937	5.905	0.433	5.905	0.551	4.331	7.283	H110	4.189	•	•	
		0.709	2.756			6.299								
		1.181	6.496	7.677	0.551	5.315	0.551	4.528	6.693	H115	4.850	•	•	•
		1.378	4.331	6.299	0.551	6.693	0.551	4.724	8.268	H120	5.732	•	•	•
		0.768	5.885	7.244	0.551	7.086	0.709	5.118	8.425	H130	6.390	•	•	•

Preferencial / Preferred

• Combinaciones posibles H/F / Possible combinations H/F





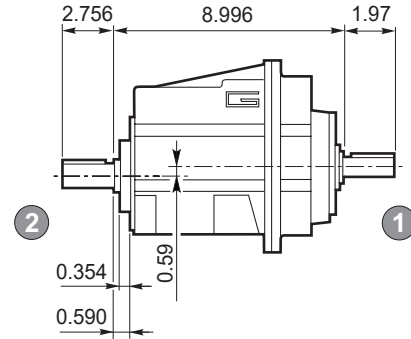
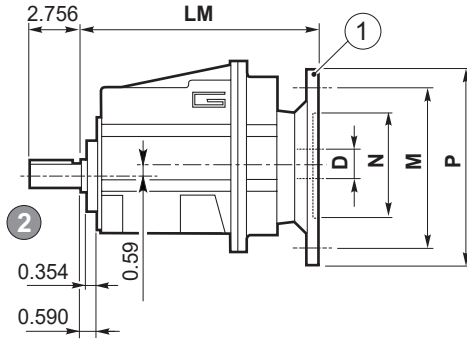
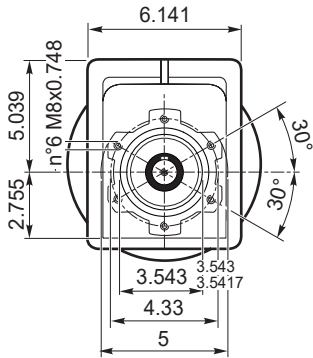
**Dimensiones**

**Dimensions**

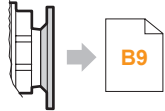
**CMG 042 U - CMG 043 U**

**CMG 042 U**

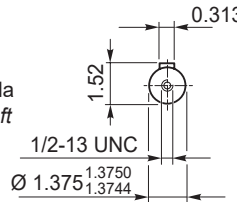
**CMGIS 042 U**



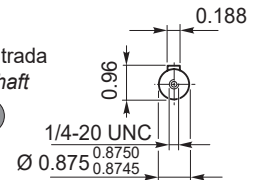
Bridas Motor  
NEMA C-FACE



Eje de salida  
Output shaft

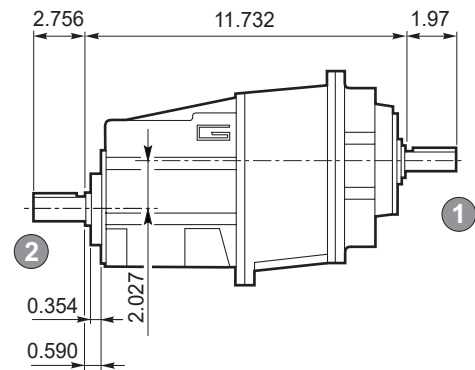
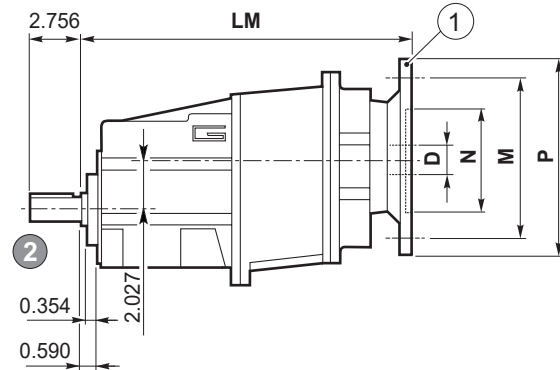
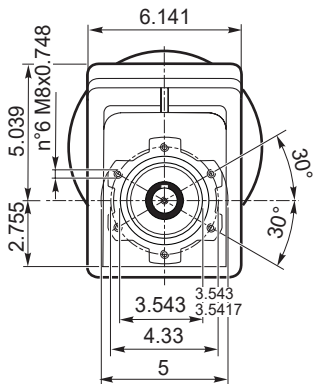


Eje de entrada  
Input shaft

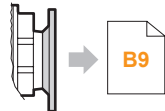


**CMG 043 U**

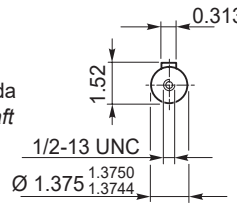
**CMGIS 043 U**



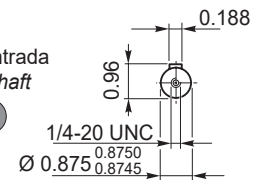
Bridas Motor  
NEMA C-FACE



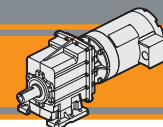
Eje de salida  
Output shaft



Eje de entrada  
Input shaft



Brida Motor / Motor flange			
① Dimensiones NEMA NEMA Dimensions			
	56 C	140 TC	180 TC
N		4.5	8.5
M		5.88	7.25
P		6.5	9
D	0.625	0.875	1.125
LM 042		10.217	10.124
LM 043		12.638	-



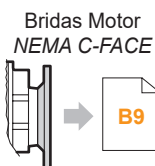
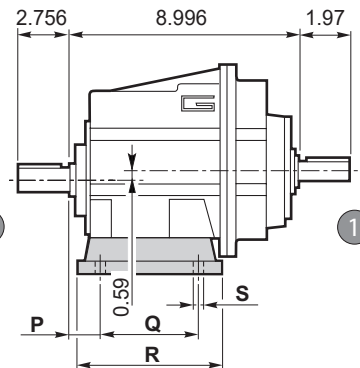
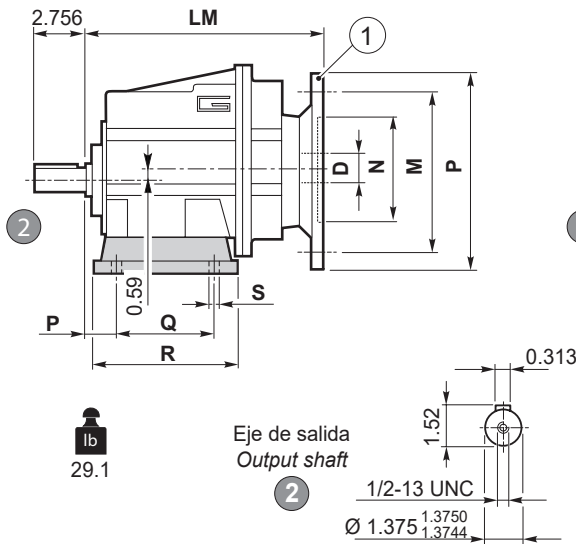
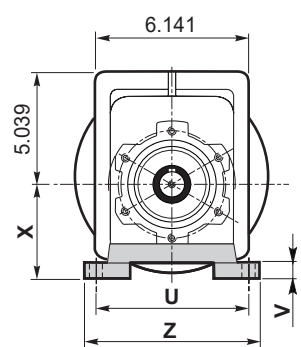
Dimensiones

Dimensions

CMG 042 H.. - CMG 043 H..

CMG 042 H..

CMGIS 042 H..



lb  
29.1

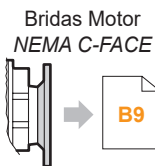
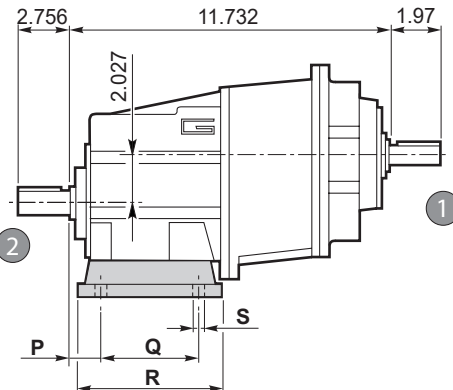
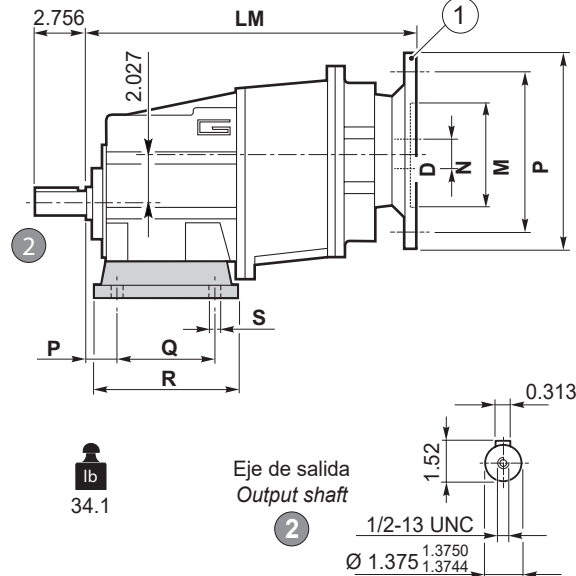
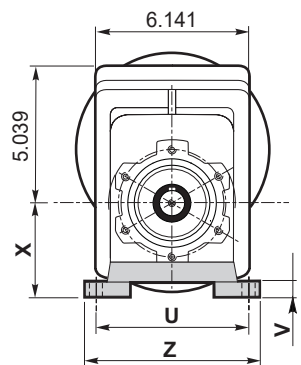
Eje de salida  
Output shaft

lb  
28.8

Eje de entrada  
Input shaft

CMG 043 H..

CMGIS 043 H..



lb  
34.1

Eje de salida  
Output shaft

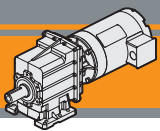
lb  
33.5

Eje de entrada  
Input shaft

Versión H / H Version										
CMG CMGIS	P	Q	R	S	U	V	X	Z	Patas / Foot	
									Tipo / Type	Peso / Weight [lb]
042 043	1.181	4.134	5.354	0.551	6.299	0.551	3.740	7.638	H95	3.307
	1.181	3.937	5.905	0.433	5.905	0.551	4.331	7.283	H110	4.189
	0.709	2.756			6.299					
	1.181	6.496	7.677	0.551	5.315	0.551	4.528	6.693	H115	4.850
	1.378	4.331	6.299	0.551	6.693	0.551	4.724	8.268	H120	5.732
0.768	5.885	7.244	0.551	7.086	0.709	5.118	8.425	H130	6.390	

Brida Motor / Motor flange			
①	Dimensiones NEMA NEMA Dimensions		
	56 C	140 TC	180 TC
N	4.5	8.5	
M	5.88	7.25	
P	6.5	9	
D	0.625	0.875	1.125
LM 042	10.217	10.124	
LM 043	12.638	-	

Preferencial / Preferred



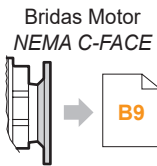
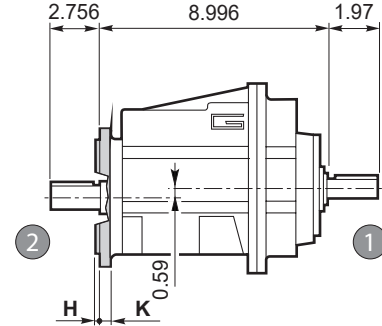
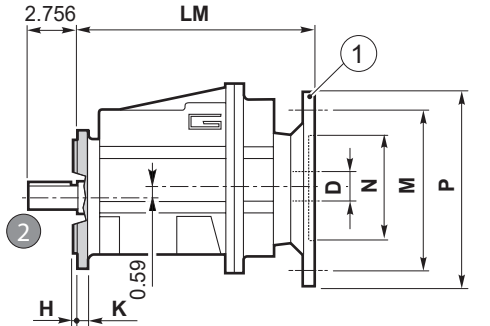
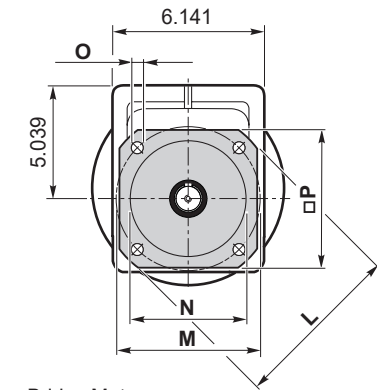
**Dimensiones**

**Dimensions**

**CMG 042 F.. - CMG 043 F..**

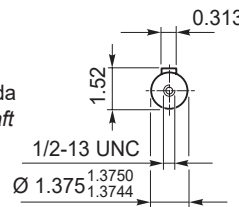
**CMG 042 F..**

**CMGIS 042 F..**



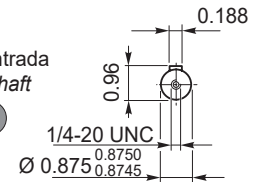
lb  
29.1

Eje de salida  
Output shaft  
2



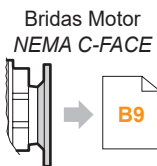
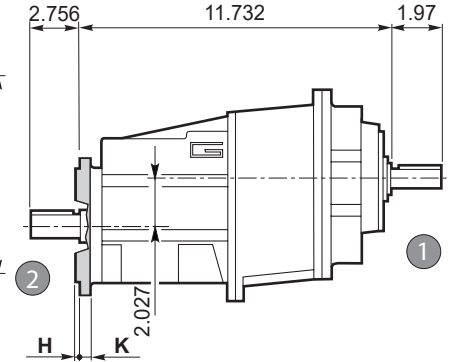
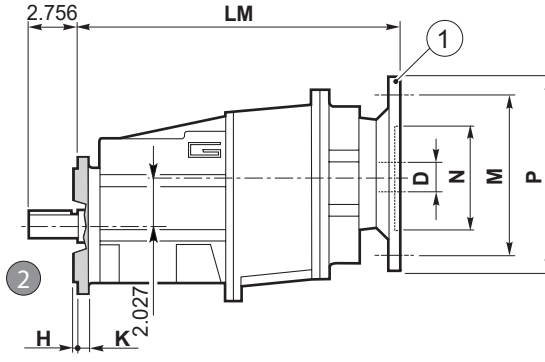
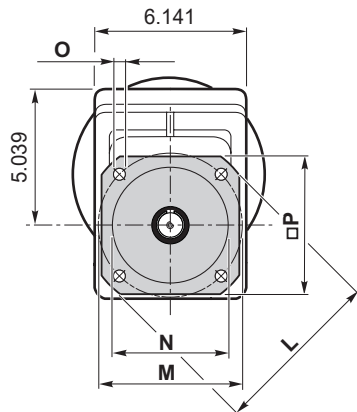
lb  
28.8

Eje de entrada  
Input shaft  
1



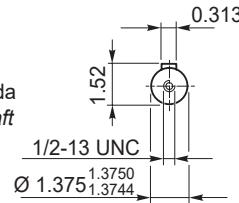
**CMG 043 F..**

**CMGIS 043 F..**



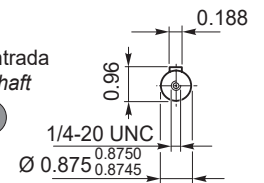
lb  
34.1

Eje de salida  
Output shaft  
2



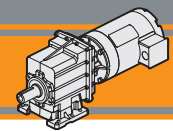
lb  
33.5

Eje de entrada  
Input shaft  
1



		Versión F / F Version								
CMG CMGIS	H	K	L	M	N	O	P	Brida / Flange		
								Tipo / Type	Peso / Weight [lb]	
042 043	0.138	0.433	6.299	5.118	4.331	4.3296 4.3282	0.354	5.512	F160	2.205
	0.138	0.433	7.874	6.496	5.118	5.1163 5.1147	0.433	6.496	F200	3.968
	0.157	0.512	9.842	8.465	7.087	7.0853 7.0837	0.551	8.465	F250	6.393

Brida Motor / Motor flange			
1	Dimensiones NEMA NEMA Dimensions		
	56 C	140 TC	180 TC
N	4.5	8.5	
M	5.88	7.25	
P	6.5	9	
D	0.625	0.875	1.125
LM 042	10.217	10.124	
LM 043	12.638	-	



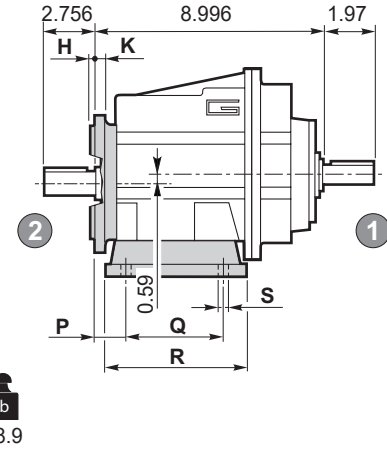
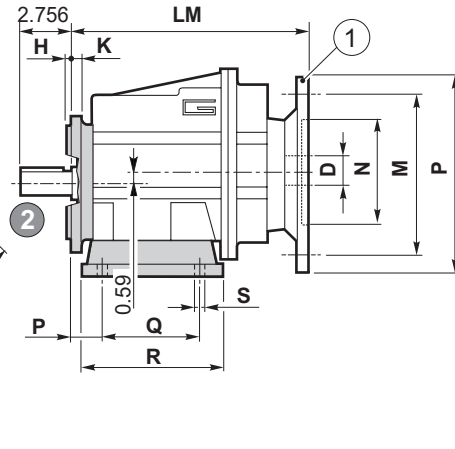
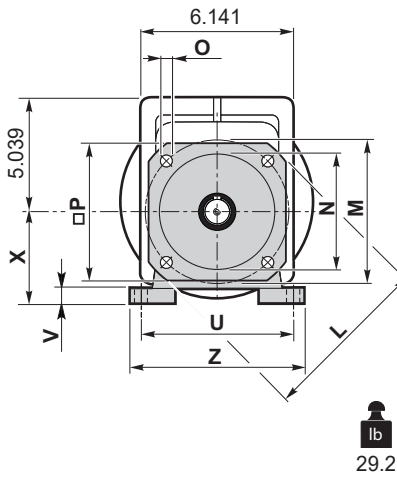
Dimensiones

Dimensions

CMG 042 H../F.. - CMG 043 H../F..

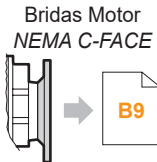
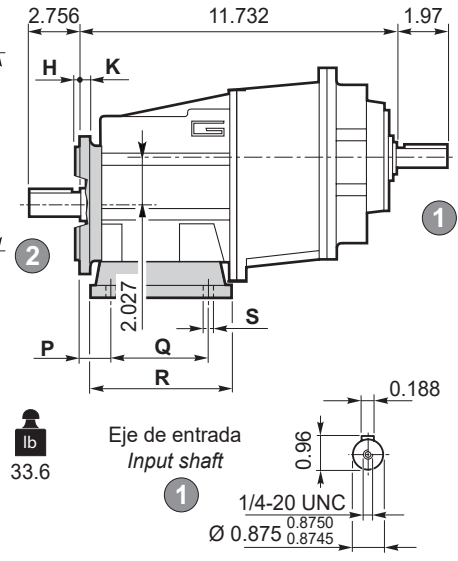
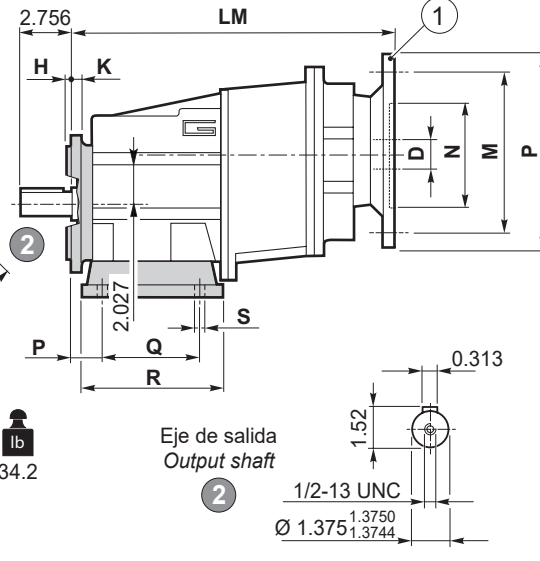
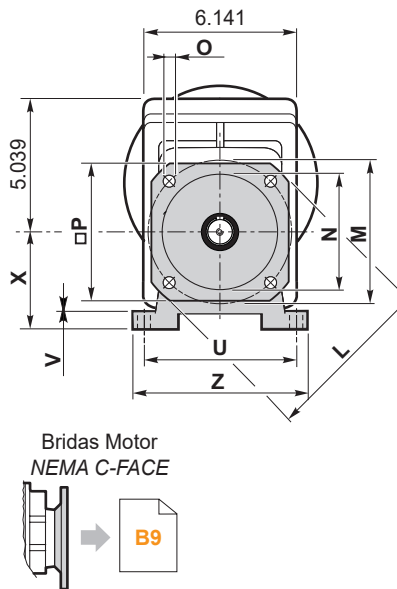
CMG 042 H../F..

CMGIS 042 H../F..



CMG 043 H../F..

CMGIS 043 H../F..



Versión F / F Version										
CMG CMGIS	H	K	L	M	N	O	P	Brida / Flange		
								Tipo / Type	Peso / Weight [lb]	
042 043	0.138	0.433	6.299	5.118	4.331	4.3296 4.3282	0.354	5.512	F160	2.205
	0.138	0.433	7.874	6.496	5.118	5.1163 5.1147	0.433	6.496	F200	3.968
	0.157	0.512	9.842	8.465	7.087	7.0853 7.0837	0.551	8.465	F250	6.393

Brida Motor / Motor flange			
1	Dimensiones NEMA NEMA Dimensions		
	56 C	140 TC	180 TC
N	4.5		8.5
M	5.88		7.25
P	6.5		9
D	0.625	0.875	1.125
LM 042		10.217	10.124
LM 043		12.638	-

Versión H / H Version										Combinaciones posibles H/F Possible combinations H/F			
CMG CMGIS	P	Q	R	S	U	V	X	Z	Patas / Foot		F160	F200	F250
									Tipo / Type	Peso / Weight [lb]			
042 043	1.181	4.134	5.354	0.551	6.299	0.551	3.740	7.638	H95	3.307	•	•	
	1.181	3.937	5.905	0.433	5.905	0.551	4.331	7.283	H110	4.189	•	•	
	0.709	2.756			6.299						•	•	
	1.181	6.496	7.677	0.551	5.315	0.551	4.528	6.693	H115	4.850	•	•	•
	1.378	4.331	6.299	0.551	6.693	0.551	4.724	8.268	H120	5.732	•	•	•
	0.768	5.885	7.244	0.551	7.086	0.709	5.118	8.425	H130	6.390	•	•	•

Preferencial / Preferred

• Combinaciones posibles H/F / Possible combinations H/F



 **TRANSTECNO SRL**  
**HEADQUARTERS**  
Via Caduti di Sabbiano, 11/D-E  
40011 Anzola dell'Emilia (BO)  
ITALY  
T+39 051 64 25 811  
F +39 051 73 49 43  
sales@transtecno.com  
www.transtecno.com

  
**TRANSTECNO®**  
the modular gearmotor  
**MEMBER OF INTERPUMP GROUP**

CATACALUNEMAO521



 **HANGZHOU TRANSTECNO POWER TRANSMISSIONS CO LTD**  
No.4 Xiuyan Road Fengdu Industry Zone  
Pingyao Town Yuhang District  
Hangzhou City, Zhejiang Province  
311115 - CHINA  
T +86 571 86 92 02 60  
F +86 571 86 92 18 10  
info-china@transtecno.cn  
www.transtecno.cn

 **MA TRANSTECNO S.A.P.I. DE C.V.**  
Av. Mundial # 176, Parque Industrial  
JM Apodaca, Nuevo León,  
C.P. 66600 - MÉXICO  
T +52 8113340920  
info@transtecno.com.mx  
www.transtecno.com.mx

 **TRANSTECNO IBÉRICA**  
**THE MODULAR GEARMOTOR, S.A.**  
Carrer de la Ciència, 45  
08840 Viladecans (Barcelona) - SPAIN  
T +34 931 598 950  
info@transtecno.es  
www.transtecno.es

 **TRANSTECNO B.V.**  
De Stuwdam,43  
3815 KM Amersfoort - NETHERLANDS  
T +31(0) 33 45 19 505  
F +31(0) 33 45 19 506  
info@transtecno.nl  
www.transtecno.nl

 **TRANSTECNO AANDRIJFTECHNIEK B.V.**  
De Stuwdam 43  
3815 KM Amersfoort - NETHERLANDS  
T +31 (0) 33 20 4 7 006  
info@transtecnoaandrijftechniek.nl  
www.transtecnoaandrijftechniek.nl

 **TRANSTECNO USA**  
8 Creek Parkway,  
Boothwyn PA 19061-8136  
UNITED STATES  
T + 1 (610) 4970154  
F +1 (610) 497 6085  
  
14561 Frylands Blvd SE  
Monroe, WA 98272 - UNITED STATES  
T +1 360-863-1300  
F +1 360-863-1303  
usaoffice@transtecno.com  
www.transtecno.com

 **TRANSTECNO CANADA**  
51 B Caldari Road Unit 10  
Vaughan, ON L4K 4G3 - CANADA  
T +1 905 761 0762  
F +1 905 761 9265  
canadaoffice@transtecno.com  
www.transtecno.com

 **TRANSTECNO CHILE-PERU**  
Av. Los Libertadores 41  
Parque Industrial - Los Libertadores 16.500  
Santiago, Colina - CHILE  
T +56 2 29633870  
  
Carretera Panamericana Sur KM 29.5,  
Interior I-3, Z.I. Lurin - PERU  
T +51 1 3546259 / + 51 1 3434231  
www.transtecno.com

 **SALES OFFICE BRAZIL**  
Rua Dr. Freire Alemão 155 / 402 - CEP. 90450-060  
Auxiliadora Porto Alegre RS - BRAZIL  
T +55 51 3251 5447  
F +55 51 3251 5447  
M +55 51 811 45 962  
braziloffice@transtecno.com  
www.transtecno.com.br

 **SALES OFFICE OCEANIA**  
44 Northview drive, Sunshine west 3020  
Victoria - AUSTRALIA  
T +61 03 9312 4722  
F +61 03 9312 4714  
M +61 0438060997  
oceaniaoffice@transtecno.com  
www.transtecno.com.au

 **SALES OFFICE INDIA**  
Woodbine 2003/04, Everest World  
Kolshet Road, Thane west Mumbai 400607  
INDIA  
T +91 982 061 46 98  
indiaoffice@transtecno.com  
www.transtecno.com

 **SALES OFFICE SOUTH KOREA**  
772-41. Bongdong-ro, Bongdong-eup, Wanju-goon  
Chonbuk, 55313  
SOUTH KOREA  
T +82 70 8867 8897  
F +82 504 199 2107  
M +82 10 5094 2107  
koreaoffice@transtecno.com  
www.transtecno.com

designed by  **Procedi srl**